



# English



2025/2026

Term 1

# Primary

# 5

تطبيق



مذكرات جاهزة للطباعة

لتحميل الملفات التعليمية مجاناً للمعلم والطالب

مذكرات وملازم / مراجعات وملخصات / امتحانات / كتب الوزارة /  
أدلة المعلم / دفاتر التحضير / سجلات مدرسية / أوراق تأسيس

امسح الكود بموبايلك علشان تقدر تثبت التطبيق

وتقدر ف أي وقت تحمّل ال نفسك فيه ببلاش

هيغنك عن البحث والجروبات والقنوات الكثيرة





" تهدي وزارة التربية والتعليم والتعليم الفني هذا الكتاب ، بكل الحب إلى الأطفال والأسر في جمهورية مصر العربية. "

**"THE MINISTRY OF EDUCATION AND TECHNICAL EDUCATION  
DEDICATES THIS BOOK, WITH LOVE, TO THE CHILDREN AND  
FAMILIES OF THE ARAB REPUBLIC OF EGYPT."**

© 2025 Ministry of Education and Technical Education

All rights reserved. No part of this publication may be reproduced, stored in a retrieval system, or transmitted in any form or by any means—electronic, mechanical, photocopying, recording, or otherwise—without the prior written permission of the copyright holders.

Ministry of Education and Technical Education  
New Administrative Capital  
Cairo, Egypt

**Name** : .....

**Class** : .....

**School** : .....



# TERM 1 SCOPE AND SEQUENCE

Unit	Vocabulary	Language in Use	Skills	Life Skill(s)	Core Value(s)	Integrated Learning Activities
1. Food, Nature, and Culture	crocodile, hunt, water weeds, insects, trunk, crown, care for, selfish, shade, branch, recipe, flyer	Adverbs of frequency	<p><b>Reading:</b></p> <ul style="list-style-type: none"> <li>• Texts about Nile River life, Egyptian food, and desert animals.</li> </ul> <p><b>Writing:</b></p> <ul style="list-style-type: none"> <li>• Paragraph using sequence words.</li> <li>• Descriptive sentences about foods and animals.</li> </ul> <p><b>Listening:</b></p> <ul style="list-style-type: none"> <li>• Dialogs and stories about river life and food culture.</li> <li>• Consonant cluster</li> </ul> <p><b>Speaking:</b></p> <ul style="list-style-type: none"> <li>• Describe food and animals.</li> <li>• Practice expressing likes and dislikes using adverbs of frequency.</li> </ul>	Following instructions Describing details Expressing ideas clearly	Appreciation of culture Respect for nature	A restaurant flyer
2. My Healthy Body	fit, mental health, stressed, lungs, muscles, organ, blood, vessels, fist, oxygen, nutrients	Indefinite Articles (a, an) Quantifiers (some, any)	<p><b>Reading:</b></p> <ul style="list-style-type: none"> <li>• Informational texts about the body, healthy habits, and the heart and blood system.</li> </ul> <p><b>Writing:</b></p> <ul style="list-style-type: none"> <li>• Reflections on personal health.</li> <li>• Non-fiction texts</li> </ul> <p><b>Listening:</b></p> <ul style="list-style-type: none"> <li>• Dialogs and texts about health routines and medical professionals.</li> <li>• One syllable words</li> </ul> <p><b>Speaking:</b></p> <ul style="list-style-type: none"> <li>• Talk about daily routines and healthy habits.</li> <li>• Express personal health goals and challenges.</li> </ul>	Healthy lifestyle choices Self-awareness	Responsibility Respect for self and others	A poster about healthy habits

Unit	Vocabulary	Language in Use	Skills	Life Skill(s)	Core Value(s)	Integrated Learning Activities
3. When Nature Changes	storm, blizzard, flood, drought, wildfire, heatwave, safely, peaceful, leaped, pond, well, flies	The past simple tense in affirmative, negative, and interrogative forms, including the use of Wh-questions.	<p><b>Reading:</b></p> <ul style="list-style-type: none"> <li>• Stories and non-fiction texts on extreme weather events and their effects.</li> </ul> <p><b>Writing:</b></p> <ul style="list-style-type: none"> <li>• Descriptions of past events using past simple tense.</li> <li>• A fiction story.</li> </ul> <p><b>Listening:</b></p> <ul style="list-style-type: none"> <li>• Conversations and stories about natural disasters and global warming.</li> <li>• Vowel digraph</li> </ul> <p><b>Speaking:</b></p> <ul style="list-style-type: none"> <li>• Share personal experiences with weather events.</li> <li>• Ask and answer questions using past simple tense.</li> </ul>	Problem solving Coping with change Safety awareness	Responsible management of resources Empathy	A collage about nature
4. My Community	restaurant, cafe, bakery, supermarket, club, theme park, inn, fields, cottage, community center, barn, main square	Correct use of prepositions of time (in, on, at) to indicate specific time frames.	<p><b>Reading:</b></p> <ul style="list-style-type: none"> <li>• Informational texts on community places, old vs. new cities, and Egyptian neighborhoods.</li> </ul> <p><b>Writing:</b></p> <ul style="list-style-type: none"> <li>• A narrative text in the first person.</li> </ul> <p><b>Listening:</b></p> <ul style="list-style-type: none"> <li>• Texts about various community locations and city life.</li> <li>• Trigraph</li> </ul> <p><b>Speaking:</b></p> <ul style="list-style-type: none"> <li>• Describe your neighborhood.</li> <li>• Compare places using prepositions of time and descriptive language.</li> </ul>	Research skills Communication Observation	Sense of belonging Respect for community	A research report



Unit	Vocabulary	Language in Use	Skills	Life Skill(s)	Core Value(s)	Integrated Learning Activities
5. Our World, Our Resources	sunlight, water, soil, fossil fuel, minerals, wind, natural resources, cotton, electricity, fertile, cargo, digger, give up, cheerfully, path, thick, load	Formation and usage of comparative adjectives.	<p><b>Reading:</b></p> <ul style="list-style-type: none"> <li>Informational texts about Egypt's natural resources and their uses.</li> </ul> <p><b>Writing:</b></p> <ul style="list-style-type: none"> <li>Object-perspective narratives</li> </ul> <p><b>Listening:</b></p> <ul style="list-style-type: none"> <li>Stories and factual texts about the environment and resource use.</li> <li>Prefixes</li> </ul> <p><b>Speaking:</b></p> <ul style="list-style-type: none"> <li>Talk about resource use and conservation.</li> <li>Express comparisons using comparative adjectives.</li> </ul>	<ul style="list-style-type: none"> <li>Environmental responsibility</li> <li>Analytical thinking</li> <li>Decision making</li> </ul>	<ul style="list-style-type: none"> <li>Responsible management of resources</li> <li>Appreciation of resources</li> </ul>	A poster about resources
6. The Talking Earth	canoe, Earth, Everglades, swamp, Naitonal Park, alligator, owl, shell, scientist, splash	Use of expressive sentence structures and tense reflection (present vs. past) to articulate personal insights and narrative interpretation.	<p><b>Reading:</b></p> <ul style="list-style-type: none"> <li>Literary narrative exploring nature and environmental identity.</li> </ul> <p><b>Writing:</b></p> <ul style="list-style-type: none"> <li>Creative reflections on personal and environmental themes.</li> </ul> <p><b>Listening:</b></p> <ul style="list-style-type: none"> <li>Narrative listening for details and thematic understanding.</li> </ul> <p><b>Speaking:</b></p> <ul style="list-style-type: none"> <li>Express emotions and personal reflections.</li> <li>Discuss themes of nature, identity, and connection.</li> </ul>	<ul style="list-style-type: none"> <li>Reflection</li> <li>Emotional expression</li> <li>Creative thinking</li> </ul>	<ul style="list-style-type: none"> <li>Identity</li> <li>Connection with nature</li> </ul>	-----

# A MESSAGE FROM THE MINISTRY OF EDUCATION AND TECHNICAL EDUCATION

## Welcome to Your English Learning Journey!

Dear Students, Educators, and Stakeholders,

It is with great pleasure that the Ministry of Education presents the *Primary 5 Framework for Egyptian Learners*. This comprehensive textbook has been meticulously developed to support our young learners in acquiring essential English language skills while honoring and integrating the rich cultural heritage of Egypt.

### Our Vision for English Language Education:

In today's interconnected world, proficiency in English is a vital skill that opens doors to global opportunities and fosters cross-cultural communication. Our vision is to equip Primary 5 students with a strong foundation in English, enabling them to navigate academic pursuits and future careers with confidence and competence.

### Key Features of the Textbook

- **Culturally Relevant Stories:** Each unit features engaging fables inspired by Middle Eastern folklore, designed to resonate with students' cultural backgrounds while imparting valuable moral lessons.
- **Structured Learning Activities:** The textbook is organized into weekly sessions, each focusing on different aspects of language acquisition:
  - Listening and Speaking:** Interactive storytelling, discussions, and role-playing activities enhance listening comprehension and oral communication skills.
  - Reading and Phonics:** Phonics exercises and reading activities develop students' ability to decode and comprehend written English.
  - Writing and Vocabulary:** Targeted writing exercises and vocabulary-building activities encourage students to express themselves clearly and expand their word knowledge.
  - Cultural Integration:** Lessons are intertwined with cultural insights, promoting an appreciation for both the English language and Egyptian traditions.
- **Assessment and Feedback:** Regular assessments, including quizzes, retelling exercises, and vocabulary matching, provide educators with tools to monitor student progress and tailor instruction to meet individual needs.

### Commitment to Excellence:

The Ministry of Education and Technical Education is dedicated to providing high-quality educational resources that meet the evolving needs of our students. This textbook embodies our commitment to excellence in English language education, ensuring that every child has the opportunity to succeed academically and personally.

### Join Us in Shaping the Future:

As we embark on this educational journey, we invite educators, parents, and students to collaborate in fostering a love for the English language and a deep appreciation for our cultural heritage. Together, we can build a brighter future where our young learners thrive in a global society while staying rooted in their rich Egyptian identity.

Best Regards,

The Ministry of Education and Technical Education



# Food, Nature, and Culture



## Learning Outcomes

### Speaking

- Ask and answer questions about the Nile River and the hot desert
- Use new vocabulary related to life in the Nile River and the hot desert
- Recognize and repeat consonant clusters in common words

### Reading

- Discuss the moral of a short story
- Identify the sequence of events and the end in a story
- Reorder the steps of an Egyptian food recipe

### Listening

- Identify new vocabulary related to life in the Nile River
- Answer comprehension questions based on a listening text about life in the Nile River

### Writing

- Complete sentences using the adverbs of frequency
- Write a recipe using sequence words
- Make a flyer about your favorite restaurant

## Lesson 1

## Life Along The Nile

1 Read and answer the question.

What kinds of animals and plants live in the Nile River?

2 Listen, look, and repeat.



water weeds



insects



hunt



The Nile River



crocodile

3 Read and complete the text with the words in the box.

Crocodiles - Nile - hunt - insects - water weeds

There are many rivers around the world. The <sup>(1)</sup>..... is one of the longest rivers in the world. It is home to many different animals. <sup>(2)</sup>..... are strong and dangerous. They <sup>(3)</sup>..... large animals in or near the water. Small fish in the river eat <sup>(4)</sup>..... . Birds eat <sup>(5)</sup>..... , small fish, and plants near the river.

1. Nile
2. Crocodiles
3. hunt
4. water weeds
5. insects

# Where Life Flows

4 Listen and read.

Ahmed and Laila are talking about life in the Nile River.

**Ahmed** : Look at the small fish in the **Nile River!** They are so colorful.

**Laila** : Yes! Do you know that **small fish** eat plants in the water? These are called water weeds.

**Ahmed** : That's interesting! What about **birds**—what do they eat?

**Laila** : Birds eat small fish, **insects**, and even **plants** near the river.

**Ahmed** : Wow! What about **big fish**?

**Laila** : They eat smaller fish, insects, and tiny creatures in the water.

**Ahmed** : And **crocodiles**—what do they eat?

**Laila** : They eat fish, birds, and sometimes **larger animals** that come near the water.

**Ahmed** : Huge crocodiles are scary! Do any animals hunt them?

**Laila** : Not really—they are the **kings of the Nile!**

**Ahmed** : It's amazing how all animals in the river find food to **survive**.

**Laila** : Each animal plays an important **role**—that's why we must **protect** the river.



5 Listen again and answer.

1. What do **small fish** look like?

1. **They are colorful.**

2. What do **crocodiles** eat?

2. **They eat fish, birds, and sometimes larger animals that come near the water.**

3. Which animals eat both plants and insects in the river?


3. **Birds and big fish.**

4. Why do we need to protect the Nile River?


4. **Because each animal plays an important role.**

MR MOHAMED SAID

6 Match the words to the pictures.



1 crocodile



2 The Nile River



3 hunt

4 water weeds



7 Read and write T (True) or F (False).

1. Crocodiles are hunted by many animals. ( F )
2. The Nile River is not important for both animals and people. ( F )
3. Small fish in the Nile River eat water weeds. ( T )
4. Crocodiles are the kings of the Nile River. ( T )
5. Big fish in the Nile River eat big animals. ( F )



8 Discuss with your classmates.

1. If you were a small fish, what would be the hardest thing of living in the Nile?

1. **Avoiding big fish and crocodiles.**
2. **Name things that live in the Nile.**
2. **Small fish, big fish, crocodiles, birds, insects, plants.**
3. **What can you do to help keep the Nile clean and safe?**
3. **Throw rubbish in bins and protect the water.**



Think

What would happen if people harm the Nile River?  
How would that affect animals and humans?

**1** Read and check (✓).

What animals do you think live in the desert?

- a. Lions, elephants, and giraffes
- b. Camels, snakes, and foxes
- c. Fish, crocodiles, and turtles



### Animals in the Desert

The desert is hot and dry, but many animals live there. Snakes often eat small animals like rats or lizards. Camels live in the desert, too. They eat plants to stay strong. Lizards eat insects, which give them energy. Some animals hide under rocks to stay cool during the day. Others, like owls, come out at night when it is cooler. Each animal has an important role in the desert. They help nature stay in balance.

**2** Choose the correct answer from a, b, c, or d.

1. Snakes often eat small animals, like ..... or lizards.
  - a. rats
  - b. hippos
  - c. camels
  - d. lions
2. Camels eat .....
  - a. plants
  - b. insects
  - c. birds
  - d. lizards
3. Insects give lizards .....
  - a. water
  - b. energy
  - c. food
  - d. home
4. Each animal in the desert has an ..... role to play.
  - a. simple
  - b. easy
  - c. important
  - d. hard

1. rats
2. plants
3. energy
4. important

**3** Discuss with your classmates.

What other animals can live in the desert?

*Foxes, owls, scorpions, beetles.*

**Think**

How can humans live in the desert?

*By building shelters and using water wisely.*



Language in use



Adverbs of Frequency

We use **adverbs of frequency** to talk about **how often** something happens.

always	usually	often	sometimes	rarely	never
(100%)	(90%)	(70%)	(50%)	(20%)	(0%)

The **adverbs** come before the **main verb** like (**eat, play, go**) and after the **verb "to be"** like (**am, is, are**).

Examples:

Snakes **never** eat plants.

Lizards are **sometimes** dangerous.

5 Put the words in the correct order to form sentences.

1. animals / Desert / food. / rarely / find /

1. **Desert animals rarely find food.**

2. always / Camels / store / bodies. / their / water / in /

2. **Camels always store water in their bodies.**

6 Look and complete with the correct adverb of frequency.



90%

Camels ..... eat grass.

**usually.**



0%

Snake ..... store water in their bodies.

**never**

# Story Time!

## The Giving Tree

1 Look at the picture.



How do you think trees help people?



2 Look at the words in bold. Match the words to their meanings.

- |   |   |   |
|---|---|---|
| <p><b>f</b></p> <p><b>e</b></p> <p><b>d</b></p> <p><b>a</b></p> <p><b>c</b></p> <p><b>b</b></p> | <p>1 <b>crown</b></p> <p>2 <b>care for</b></p> <p>3 <b>shade</b></p> <p>4 <b>trunk</b></p> <p>5 <b>branch</b></p> <p>6 <b>selfish</b></p> | <p>a. the main, thick part of a tree supporting its branches and leaves</p> <p>b. caring for oneself only</p> <p>c. a part that grows out from a tree's trunk, where leaves grow</p> <p>d. a dark shadow created when sunlight is blocked by something</p> <p>e. to show interest and concern for something</p> <p>f. a special hat worn by kings or queens</p> |
|---|---|---|

3 Choose the correct answer from a, b, c or d.

1. The queen wore a shiny gold ..... at the ceremony.  
a. shade      b. crown      c. branch      d. sail
2. We sat under the tree to rest in the ..... on a hot day.  
a. crown      b. sail      c. shade      d. branch
3. Omar was so ..... He didn't want to give his toys to anyone.  
a. careful      b. selfish      c. old      d. cold
4. A bird built a nest on a high ..... of the tree.  
a. crown      b. shade      c. sail      d. branch

1. **crown**
2. **shade**
3. **selfish**
4. **branch**

## 4 Read and listen.

Once upon a time, there was a boy named Tom who loved a big, strong apple tree in his garden. Tom used the tree for everything. He made **crowns** from its leaves and ate its delicious apples. He rested in its **shade** and climbed its **trunk** with his friends. But Tom never thought about the tree's feelings or needs. He rarely gave it food or water.



Tom traveled to another place. Years passed and Tom came back home.

The tree looked sad. Its leaves **bent**, and its **branches** were weak. When Tom saw the tree, he realized that he had been **selfish**.

Tom started to **care for** the tree, watering it, and protecting it from the sun. Slowly, the tree began to become better.

Tom learned that taking care of something meant giving back, and he and the tree became the best of friends.

**Think**

How can we care for those who help us?

*By being kind, saying thank you, and helping them when they need it.*



5 Read and write T (True) or F (False).

1. The apple tree gave the boy everything. ( T )
2. The boy gave the tree water and food everyday. ( F )
3. When Tom came back, the tree was strong and healthy. ( F )



6 Work in pairs. Read the story again and check (✓) the correct answer.

**What is the moral of the story?**

- a. We should appreciate those who care for us.
- b. We should ignore people who help us.

7 Complete the summary using the words in the box.

**selfish - strong - apples - weak**

Tom had a healthy apple tree. The tree gave Tom <sup>(1)</sup>..... and Tom played on it. Tom traveled away and when he came back, the tree was <sup>(2)</sup>..... Tom knew that he was <sup>(3)</sup>..... So he decided to take care of the tree. The tree grew <sup>(4)</sup>..... again.

1. **apples**
2. **weak**
3. **selfish**
4. **strong**

8 Read and think.

### Problem

The boy took more from the tree than he gave.

### Solution

He helped the tree grow again.

### Result

The tree became healthy. The boy learned to care for it like it cared for him.

 **Pronunciation**

**1**  **Read and learn.**

A **consonant cluster** is a sequence of two or more consonant sounds without vowels, such as **str-** in **str**ong or **bl-** in **bl**ack. They can appear at the beginning, middle, or end of words.  
**Examples:** tree, branches, crocodiles , spring

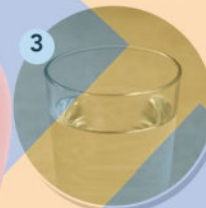
**2**  **Listen, look, and circle the correct word.**



**pant - plant**



**tuck - truck**



**drink - ink**



**black - back**



**bee - tree**



**crops - cups**

**3** **Choose a cluster from the box below and fill in the blanks.**

**bl - cr - pl - tr - dr**

**dr\_ink   bl\_ack   tr\_uck   pl\_ant   cr\_ops**


**4** **Read the text and circle the consonant clusters.**

Ahmed climbed the trunk and rested near the branches. He saw a small crocodile beside the stream, and big fish swam past swiftly. Laila smiled and drank from the spring, then watched birds perch near the bank.

1 Think and answer.



Do you like Koshari?



2 Read the text.

### My Favorite Egyptian Food

Koshari is a tasty Egyptian meal with many simple ingredients in one bowl. **First**, you need to cook rice in a pot with water. In another pot, prepare small pasta. **Then**, boil **lentils** in water. For the red sauce, fry some chopped garlic in oil, add tomato sauce, vinegar, and some spices.

You also need to make crispy onions. **First**, cut them into thin slices. **Then**, fry them in oil until they turn brown and crunchy. **After that**, put the rice in a bowl and add the pasta and lentils on top. **Then**, add some chickpeas.

**Finally**, pour the red sauce all over it, and put the crispy onions on top. There are two more sauces you can add for more **flavor**. One is a spicy tomato sauce, and the other is *Dakka* which is made with garlic and vinegar. This mix of foods makes Koshari very yummy. Koshari is a traditional Egyptian food.

### Ingredients

#### Main Ingredients:

- 2 cups white rice
- 1 cup brown lentils
- 2 cups small pasta
- 1½ cups cooked chickpeas

#### Crispy onions:

- 3 large sliced onions
- 1 cup vegetable oil for frying

#### Sauces:

- Red sauce
- Spicy tomato sauce
- Dakka sauce

Tip!

When writing a recipe, organize the steps using *sequence* words like:  
*First, ... Then, ... After that, ..., Next, ... Finally...*

2 Let's practice sequence words using the Koshari recipe. Number the steps, then add the correct sequence word.

- |                      |   |   |
|----------------------|---|---|
| a. <b>Then</b>       | , make crispy onions: cut them into thin pieces and fry them.       | 3 |
| b. <b>Finally</b>    | , pour the red sauce all over it, and put the crispy onions on top. | 5 |
| c. <b>First</b>      | cook rice in a pot and pasta in another pot. Then boil lentils.     | 1 |
| d. <b>Last</b>       | , add spicy sauce at the end.                                       | 6 |
| e. <b>After that</b> | , put the rice in a bowl and add the pasta and lentils on top.      | 4 |
| f. <b>Next</b>       | , fry some chopped garlic in oil and add tomato sauce.              | 2 |

3 Write a short paragraph explaining how to make your favorite food.

*It can be something simple like a sandwich, salad, or difficult like Basbousa.*

Instructions

1. Choose your favorite food.
2. Think about how it's made.  
*What happens first? What comes next?*
3. Use sequencing words to organize your steps.
4. Write (30-40) words showing the steps.
5. Add a title: "How to Make (Your food name)"
6. Glue or draw a picture of your favorite food.





## How to Make Fried Eggs

First, **break two eggs into a bowl.**

**Then, heat a little oil in a pan. After that, pour the eggs into the pan. Next, cook them for a few minutes.**

**Finally, put the eggs on a plate and eat.**

**LEVEL UP  
ENGLISH  
MR MOHAMED SAID**

### My Favorite Food

	Yes	No
I chose one favorite food.	<input type="checkbox"/>	<input type="checkbox"/>
I gave my writing a clear title.	<input type="checkbox"/>	<input type="checkbox"/>
I used sequencing words.	<input type="checkbox"/>	<input type="checkbox"/>
I wrote clear and complete sentences.	<input type="checkbox"/>	<input type="checkbox"/>
I checked my spelling.	<input type="checkbox"/>	<input type="checkbox"/>

## Lesson 5

Think and Create  
A Flyer

1 Look at the restaurant flyer below.

5 For more information visit our website

3

2 Restaurant

1 **FOOD MENU**

4 <b>FAST FOOD</b>		<b>SANDWICH</b>	
Cheese burger	35 LE	Grilled chicken	20 LE
Meat pizza	40 LE	Sea food	30 LE
Fried chicken	50 LE	Mix cheese	15 LE



## Let's Make a Flyer!

2 When you make a flyer, make sure to ...

### Tip!

## Remember...

- 1 A **main heading** is the big title.
- 2 A **sub-heading** is the smaller title.
- 3 An **image** is a photo or drawing.
- 4 A **menu** attracts customers.
- 5 A **call to action** is an invitation.

3 Make your flyer on the next page and then ask a classmate for their feedback. *Did they like it?*

1 star = poor

2 stars = fair

3 stars = good

4 stars = very good

5 stars = excellent





## My Restaurant Flyer!



LEVEL UP  
ENGLISH  
MR MOHAMED SAID



## Quick Review

★ Complete the sentences.

1. The **Nile River** is important to people and animals.



2. Small fish eat **water weeds**.



**insects**

3. Lizards eat ..... to get energy.



**Crocodiles**

4. .... are dangerous and scary.



**hunt**

5. Crocodiles ..... birds and large animals.



★ Write a paragraph of (30–40) words about your favorite Egyptian dish.

*My favorite Egyptian dish is koshari. It has rice, pasta, lentils, and crispy onions. I love its spicy tomato sauce. It is very tasty and filling. My family and I often eat it together on Fridays.*



# Self - Assessment

## Now I can...

Identify vocabulary about life in the Nile River.



I got it

I'm not sure

I need help

Say these sounds:



plant



truck



drink



black



tree



crops

I got it

I'm not sure

I need help

Use adverbs of frequency to talk about how often something happens.

- Examples:

- Snakes **never** eat plants.
- Lizards are **sometimes** dangerous.

I got it

I'm not sure

I need help



# My Healthy Body



## Learning Outcomes

### Speaking

- Ask and answer questions about healthy habits
- Talk about personal healthy habits
- Recognize and repeat one syllable words

### Reading

- Answer questions related to a text on healthy habits
- Discuss healthy habits based on the reading text

### Listening

- Identify and understand vocabulary related to the health
- Listen to a dialog and answer comprehension questions

### Writing

- Distinguish between countable and uncountable nouns, and apply the correct determiners in context
- Write sentences on how to stay healthy
- Write a paragraph about a healthcare giver

1 Read and answer.

How do you take care of your health?

2 Listen and read.

"Fit, Fast, and Feeling Good"

**Mazen:** Mom, why is it important to play **sports**?

**Mom:** Well, sports help us stay healthy and make our bodies stronger.

**Mazen:** Oh! So if I play **football**, will I be stronger?

**Mom:** Yes, it makes your **heart** strong and helps your **muscles** grow. It also **increases energy**.

**Mazen:** What about **swimming**?

**Mom:** Swimming is very good, too! It makes your **lungs** strong. In fact, it helps your whole body.

**Mazen:** Good, but sometimes I get **tired** when I play sports.

**Mom:** That's normal. Try eating some fruit before you exercise to give you more energy.

**Mazen:** Alright. Sports make us **fit** too, right?

**Mom:** Exactly! **Exercise** helps you lose weight and makes your bones stronger.

**Mazen:** What about our **mental health**? Can sports help us with that?

**Mom:** Absolutely! **Exercising regularly** helps you **sleep better** and **reduces stress**.

**Mazen:** That's great! I think I will play sports more regularly.

**Mom:** How about going for a walk together?

**Mazen:** Now? Sure! I want to be healthy.



Think

How does playing sports help our body and mind?



**3** Listen again and answer.

1. How does **football** make you stronger?

**1. It makes your heart strong and helps your muscles grow.**.....

2. What should you do if you feel **tired** while playing sports?

**2. Eat some fruit before you exercise.**.....

3. Why is **exercising regularly** important?

**3. It helps you sleep better and reduces stress.**.....

4. How does **swimming** help the body?

**4. It makes your lungs strong and helps your whole body.**.....

**4** Match the words to their definitions.

**1** fit

a. how you feel and think

**2** mental health

b. the parts of your body that help you move

**3** stressed

c. the organs in your chest that help you breathe

**4** lungs

d. feeling unhappy or tired

**5** muscles

e. being healthy and strong because you exercise

**5** Read and discuss with your partner.



**1. What sport do you want to play to make yourself stronger?**

**1. I want to play football to make myself stronger.**

**2. Why is it important for you to stay healthy?**

**2. It is important to stay healthy to have more energy and feel good.**



1   Read and check (✓).

What is the best way to stay healthy?

- a. Eating chips and burgers.
- b. Watching TV all day.
- c. Doing some sports.



2   Read the text.

### Adam's Journey to a Healthier Life

Hello! I'm Adam, and I'd like to share how my **habits** have changed. In the **past**, I **woke up late** on weekends and **didn't exercise** much. **Now, I wake up early** and **exercise** every morning—it makes me feel strong and happy.



**I used to watch TV all day**, but **now I play football** with friends every Saturday. Before, I loved chips, burgers, and sweets. **Now, I eat more fruits and vegetables**, which give me important **vitamins**.

My favorite snacks are apples, bananas, and carrots. And I drink **water** instead of **soda**.

My family's habits changed too—we grill or bake food instead of frying like we used to do in the **past, and we eat dinner early**, followed by a walk. These changes give me more energy and help me feel better. Have you changed your habits too?

**Think**

What happens when we replace our unhealthy habits with healthy ones?



3 Read and write T (True) or F (False).

1. Adam exercised a lot in the past. ( F )
2. Adam eats more fruits and vegetables now. ( T )
3. In the past, Adam woke up early on weekends. ( F )
4. Adam's family now eats dinner early and goes for a walk. ( T )

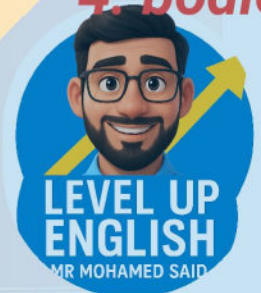


4 Read and complete the sentences with the words in the box.

vitamins - football - bodies - soda

1. Adam plays ..... with his friends every Saturday.
2. Adam drinks a lot of water instead of .....
3. Fruits and vegetables give us important .....
4. Healthy habits are important for our ..... and minds.

1. football
2. soda
3. vitamins
4. bodies



5 Read, think, and answer.

1. What does Adam do every morning?  
*1. He exercises.*
2. What is Adam's favorite snack?  
*2. Apples, bananas, and carrots.*
3. How did Adam's family cook their food in the past?  
*3. They used to fry it.*
4. What do you think about Adam's new health habits?  
*4. They are good and healthy.*



6 Think and discuss.



Work with your classmate.  
Do you think it's easy to change your habits? Why or why not?



## Language in use

Using **a/an/some/any**

We use **(a)** before *singular countable nouns* starting with a consonant sound

**Example:** I eat **a** banana every day.

We use **(an)** before *singular countable nouns* starting with a vowel sound

**Example:** She eats **an** egg in the morning.

We use **(some)** with *plural countable nouns* or *uncountable nouns* in affirmative sentences

**Examples:** I have **some** apples. She drank **some** water.

We use **(any)** with *plural countable nouns* or *uncountable nouns* in negative sentences and questions.

**Examples:** There aren't **any** apples left. Do you have **any** water?

**7** Read and correct the mistake.

- I have **an** watermelon. (..... **a** .....) **any**
- There is **any** milk in the fridge. (..... **some** .....) **a**
- She ate **a** apple yesterday. (..... **an** .....) **any**
- I don't have **some** food at home. (..... **any** .....) **a**

**8** Choose the correct answer.

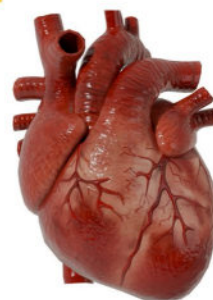
- Is there ..... orange juice left in the fridge?  
a. a                      b. an                      c. any                      d. some **any**
- She bought ..... bottle of water.  
a. a                      b. an                      c. some                      d. any **a**
- Omar will buy ..... apples for the picnic.  
a. a                      b. some                      c. any                      d. an **some**

# Heart and Blood

1 Look at the picture and answer the questions.



1. What do you see in the picture?  
*1. A heart and blood vessels.*
2. When does the heart beat faster?  
*2. When we run or exercise.*



2 Read the text, below.

## Our Body's Super Pump!

We have an amazing body. The **heart** is one of the most important **organs** of our body. It is about the size of your **fist**. The heart's job is to **pump blood** to all parts of the body.

Blood carries **oxygen** and **nutrients** to every cell. It also takes away waste like **carbon dioxide**. The heart pumps blood through **blood vessels**, which are like small tubes.

The heart is a strong **muscle** that keeps us alive. Too much **stress** can **hurt** your heart, so it's important to keep it healthy. You can take care of your heart by eating good food, sleeping well, and drinking a lot of water.

Also, **exercise** helps your heart pump better and keeps you from getting sick. If you follow these tips, your heart will stay strong. It may be small, but it is very powerful!

### Think

How do food, water, sleep, and exercise help our hearts?

3 Match the words to their definitions.

- |                       |  |  |
|-----------------------|--|--|
| c<br>a<br>e<br>d<br>b | <p>1 organ</p> <p>2 blood vessels</p> <p>3 fist</p> <p>4 oxygen</p> <p>5 nutrients</p> | <p>a. tubes that carry blood through the body</p> <p>b. give us energy that helps our bodies grow</p> <p>c. a body part that does a job</p> <p>d. a gas that we breathe</p> <p>e. a hand when it is tightly closed</p> |
|-----------------------|--|--|

4 Read and write T (True) or F (False).

- |  |       |
|--|-------|
| 1. The heart is about the size of your fist.         | ( T ) |
| 2. Blood carries waste products like carbon dioxide. | ( T ) |
| 3. water is bad for the heart.                       | ( F ) |
| 4. Blood vessels are like large tubes.               | ( F ) |



5 Read, think, and answer.

1. What does the heart pump into the body?  
1. *Oxygen and nutrients.*
2. Where is the heart located in our bodies?  
2. *In the chest.*
3. How can we keep our heart healthy?  
3. *By eating healthy food, sleeping well, drinking water, and exercising.*



6 Work in groups. Explain.

How do good habits protect our hearts?

Share your ideas with the class.

*Good habits protect our hearts by keeping them strong and healthy. Eating healthy food gives the heart the nutrients it needs. Drinking water helps blood flow better. Sleeping well gives the heart rest. Exercise makes the heart stronger and helps it pump blood better.*



## Pronunciation

### 1 Read and learn.

- A **syllable** is a word part with **one vowel** sound. It can have one or more vowel letters but only one vowel sound.
- Words like *bread* (5 letters) and *pot* (3 letters) look different but both have one syllable because they only have one vowel sound.

Examples: arm, jump, feed, bread

**Tip!**

**Clap It Out!**

One clap for each **vowel sound**.

BA - NA - NA

Clap Clap Clap

Three claps!

### 2 Circle the word that has one syllable.

- run
- tree
- fish
- jump
- hat

- |           |        |          |        |
|-----------|--------|----------|--------|
| 1. basket | pencil | apple    | run    |
| 2. tree   | finger | banana   | rabbit |
| 3. fish   | mother | elephant | lesson |
| 4. jump   | eraser | happy    | jacket |
| 5. hungry | hat    | yellow   | sofa   |

### 3 Listen and put the sounds in order. Then, write the word.



## 1 Think and answer.

Who are the people in our community that help us take care of our health? How do they help us?



## 2 Read and review your answers.



## Healthcare Heroes

**Healthcare workers**—like doctors, nurses, pharmacists, and paramedics are real-life heroes who spend their lives helping others. They work day and night to keep people healthy and treat illnesses. **Doctors** use their knowledge and skills to check patients, **diagnose** diseases, and provide treatments. Nurses often work around the clock to give support and care for patients.



**Pharmacists** play a very important role, too. They make sure patients receive the correct medicine and give advice on how to use it safely.

**Paramedics** respond quickly in emergencies. They give help on the spot and take patients safely to hospitals..

Healthcare workers also help us live healthier lives as they encourage us to eat healthy meals, stay active, play sports, and stop harmful habits.

These heroes work long hours with kindness. We should thank them by caring for our health and showing them respect. Healthcare workers are really our everyday heroes!

## Think

How do different healthcare heroes work together to protect us?



**3** Choose the correct answer from a, b, c or d.

1. To work **around the clock** means .....
  - a. to work in a room with a clock
  - ✓ b. to work for long hours without much rest
  - c. to work while watching a clock
  - d. all workers must wear a watch
2. To give help **on the spot** means .....
  - ✓ a. to help immediately
  - b. to help after a long time
  - c. to help only if asked
  - d. to help with advice on medicine
3. To **diagnose** means .....
  - a. to treat patients
  - ✓ b. to identify the cause of a problem or illness
  - c. to identify the emergency
  - d. to transport patients

**4** Think and answer. How do you take care of your family when they are sick?

1. Who are the healthcare workers mentioned as everyday heroes?

**1. Doctors, nurses, pharmacists, and paramedics.**

2. What do doctors do to help patients stay healthy?


**2. They check patients, diagnose diseases, and provide treatments.**

3. When do paramedics provide urgent help to patients?

**3. In emergencies.**

4. Why should we thank healthcare workers, according to the text?

**4. Because they work long hours with kindness to keep us healthy.**



**Tip!**

When you write a **non-fiction** text, ask yourself:

**Is the information true?**

**Did I make anything up?**

**Is my source reliable?**

**Non-Fiction writing should include:**

**An introductory sentence**, like *"My neighbor, Selim, is a doctor at our local hospital."*

**Details that are all true**, like *"He wears a white coat and carries a stethoscope around his neck."*

**Adjectives**, like *"white", "big", "kind"*.

**A closing sentence**, like *"The work is tiring, but he's proud to be a doctor."*

**5** Choose a healthcare person and write about him/her.

1. Where do they work?
2. How do they help us?
3. Is their work hard? Why?
4. How can we thank them?

**6** Write your text on the following page. Then, exchange it with a classmate and ask for their feedback. *Did they like it?*

1 star = **poor**

2 stars = **fair**

3 stars = **good**

4 stars = **very good**

5 stars = **excellent**





Title:

# The Nurse

Introduction: Which healthcare worker did you choose?

*My aunt, Salma, is a nurse at a big hospital in our city.*

Body: Write about why their role is important.

*She helps doctors take care of patients and gives them medicine. She checks their temperature and helps them feel better. Her work is very hard because she works during the day and night and stands for long hours. She is always kind and helpful to everyone.*

Conclusion: Write a closing statement about how we can thank them.

*We can thank nurses like her by taking care of our health and showing them respect.*

LEVEL UP  
ENGLISH  
MR MOHAMED SAID

1 Create a poster about six healthy habits

# Stay Healthy!

1



Wash your hands before and after eating

2



Eat fruits and vegetables regularly

3



Drink enough water daily

4



Exercise regularly

5



Sleep early and get enough rest

6



## Tip!

### The Elements of a Good

1. A clear Title (to grab the attention)
2. Organized Steps (to explain)
3. Photos or drawings (to illustrate)

# Stay Healthy!

1



Wash your hands before and after eating

2



Eat fruits and water regularly

4



Exercise regularly

5



Sleep early and get enough rest

## Tip!

The Elements of a Good Poster are...

1. A clear Title (to grab the attention)
2. Organized Steps (to explain)
3. Photos or drawings

6



Brush your teeth with toothpaste daily

2 Now, work in groups to make your own poster





 Self - Assessment

Now I can ...

Identify words about health.



fit - mental health - stressed - lungs - muscles

 I got it

 I'm not sure

 I need help

Say one-syllable words.



arm - jump - meet - bread - leaf - feed - pot - flag

 I got it

 I'm not sure

 I need help

Use a-an/some-any.



- Examples:

- She eats **an** egg in the morning.
- Do you have **any** water?

 I got it

 I'm not sure

 I need help



# When Nature Changes



## Learning Outcomes

### Speaking

- Describe different weather conditions
- Talk about past events using the past simple tense
- Recognize and repeat vowel digraph in common words

### Reading

- Answer comprehension questions on extreme weather conditions
- Identify elements (characters and moral) in a fictional story

### Listening

- Answer questions based on conversations about environmental changes
- Identify vocabulary related to weather in a listening text

### Writing

- Complete sentences using the past simple tense correctly
- Write a fiction story

## Lesson 1

Weather Wonders  
and Warnings!

1 Look at the picture and answer.



Is it safe to go outside in this weather? Why?



**No, because it is dangerous.**

2 Listen, look, and repeat.



thunderstorm



sandstorm




flood



drought



wildfire



heat wave

3 Read, think, and match.

1 A wildfire ...

a. children are afraid of the lightning.

2 In a thunderstorm, ...

b. is when there's too much water covering dry land.

3 A sandstorm ...

c. is a severe wind that carries sand and dust through the air making it hard to breathe.

4 A flood ...

d. burns through forests and homes.

5 In a heat wave, ...

e. happens when there is no rain for a long time.

6 A drought ...

f. the temperature is dangerously high for days.



4 Listen and read.



## When Nature Strikes!

**Mazen** : Dina, did you hear about the **flood** in our city last week? It was terrible.

**Dina** : Yes, Mazen! I saw it on the news. The water covered the streets, and many cars got stuck. It looked scary.

**Mazen** : Yes, my uncle's house was **damaged**. The water flooded his living room, and he had to stay with us for a few days.

**Dina** : That's so sad. I hope he's okay now. Floods are terrible. And now there's a **drought** – **no rain** in China for months! Farmers can't grow crops because there's no water.

**Mazen** : Yes, droughts are awful! The land gets so dry that animals can't find water. And I heard that a **wildfire** is spreading in the forest in U.S.A.

**Dina** : Oh no! Is it close to the mountains?

**Mazen** : Yes, and it spreads quickly because it's dry there, and the winds are so strong. Sadly, many trees **burned** down, and animals lost their homes.

**Dina** : What a pity! Let's learn more about how we can stay safe and help our planet.



5 Answer the following questions about the text.

1. What happened in Mazen and Dina's city last week?

**1. There was a flood.**

2. How did the flood affect Mazen's uncle?

**2. His house was damaged and he stayed with Mazen.**

3. Why can't farmers grow food in the US?

**3. Because there is a drought and no water.**

4. What can Mazen and Dina do to help the planet?

**4. They can learn how to stay safe and help the planet.**

**Think**

**How do weather changes affect people, animals, and places we know?  
They cause damage, loss of homes, and lack of water or food.**

6 Complete the word that describes the picture.

		
1. s <b>sandstorm</b>	2. f <b>flood</b>	<b>drought</b>

7 Read and circle the correct word.

1. A lot of trees burned down in a **wildfire/drought**.
2. During a **heat wave/flood**, the weather is very hot.
3. A **thunderstorm/drought** can prevent farmers from growing food.

1. **wildfire**
2. **heat wave**
3. **drought**


8 Complete the sentences using the words in the box.

damaged - spread - planet - news - stuck

1. I was ..... in my car during the flood. I couldn't move.
2. The wildfire ..... quickly in the forest.
3. I heard on the ..... that there was a bad storm in the village.
4. Medhat's house was ..... after the storm hit it.
5. To save our ....., we must keep it clean.

1. **stuck**
2. **spread**
3. **news**
4. **damaged**
5. **planet**

9 Work with your partner. Read the example and describe the pictures.



In Picture (1), there is a heat wave. The man is feeling very hot.



1. **heat wave**
2. **drought**
3. **wildfire**

# Extreme Weather in Ancient Egypt

1  Look and answer.



Do you think the weather was different in Ancient Egypt?



2  Read the text.

## The Weather in Ancient Egypt

**Ancient Egypt** had **weather** that made farming possible, even in the desert. The Nile River gave water and rich soil, which helped crops grow. But sometimes, the weather also brought problems like floods, droughts, and sandstorms.

**Floods:** The Nile River **flooded** every year. The water brought **rich soil** to the land, which helped crops grow. But sometimes, the floods were too strong and **damaged** farms. **To stop this**, the Ancient Egyptians built canals and **basins** to control the water and spread it over their fields.



**Droughts:** **Droughts** happened when there was **not enough rain**. The Nile's water became low, and the **land became dry**. Crops could not grow. **To solve this**, the Ancient Egyptians made irrigation systems to bring water to their fields.

**Sandstorms:** **Sandstorms**, called *Khamsin*, brought **strong, hot winds with sand**. It was **hard to see and breathe**. People stayed inside to stay safe. **They built their homes with thick mud bricks** to protect themselves from the wind and sand.

The Ancient Egyptians didn't have modern machines, but they found **smart** ways to survive. **They worked hard**, used simple tools, and protected themselves from heat, sand, and floods.

**Think**

How does weather affect the way people live, both in the past and now?

3 Choose the correct answer from a, b, c or d.

- |   |               |
|---|---------------|
| 1. The floods brought water and ..... to the land.  | 1. rich soil  |
| a. sand                      b. rich soil                      c. rocks                      d. heat      | 2. low        |
| 2. Droughts made the Nile's water .....   | 3. mud bricks |
| a. soil                      b. spread                      c. high                      d. low           | 4. survive    |
| 3. The ..... protected the Ancient Egyptians from sandstorms.   |               |
| a. mud bricks                      b. wood                      c. pyramids                      d. metal |               |
| 4. The Ancient Egyptians found smart ways to .....  |               |
| a. damage                      b. breathe                      c. grow                      d. survive    |               |

4 Read, think, and answer.

1. What did the Ancient Egyptians use to bring water to their crops during droughts?

1. They used irrigation systems.

2. What did the Ancient Egyptians do to stop the flood damage?

2. They built canals and basins.

3. Describe the weather in Ancient Egypt.

3. It was mostly dry, with floods, droughts, and sandstorms.



5 Work in pairs. Discuss and role-play.



When there is a heat wave, I have cool drinks. What do you do?

I stay in the shade and wear a hat! I, also, splash water on my face to cool down.

What do you do during a thunderstorm?



## Language in use

### Past Simple

We use the **past simple** to talk about finished actions or events in the past.

**Example:** In ancient Egypt, the Nile River **flooded** every year.

We use **“didn’t” + the infinitive** to make **negative** sentences in the past simple.

**Example:** The Ancient Egyptians **didn’t have** modern tools to help them.

But with verb **“to be”**, we put **“not” after “was/were”**.

**Example:** Droughts happened when there **was not** enough rain.

We use **“Did ...?”** or **“Wh-word + did ...?” + the infinitive form of the verb** to make the **question form**.

**Example:** **What did** the Ancient Egyptians **do** when the river flooded?

But with verb **“to be”**, we use **“Was/Were ...?”** or **“Wh-word + was/were ...?”**.

**Example:** **Were** there sandstorms in the past?

**6**  Read and write the correct form of the verb between brackets.

1. They ..... (visit) the zoo last weekend.
2. I ..... (am) so excited about my trip two days ago.
3. .... (Do) the teacher give us homework last Monday?
4. Why didn't you ..... (went) to school yesterday?

1. **visited**
2. **was**
3. **Did**
4. **go**

**☆** Re-write the following sentences in the negative form.

1. Malik watched TV early last night.
2. She saw a nice animal yesterday.
3. They were at the club a week ago.

1. **Malik didn't watch TV early last night.**

2. **She didn't see a nice animal yesterday.**

3. **They weren't at the club a week ago.**

## Lesson 3

Story Time  
The Two Frogs

1 Look at the picture.



How do changes in weather affect our daily lives?



They can change how we live, what we wear, and what we do.

2 Read, look, and number.

1. A pond is an area of water, usually smaller than a lake.

2. A well is a deep hole dug in the ground to find water.

3. Flies are small insects with two thin, small wings.



2



1



3

3 Match the words to their meanings.

1 safely


b

2 leap

a

a. to jump high and far in one big movement

b. protected from danger

**4**  **Read and listen.**

**Once upon a time**, in a small and quiet village, there were **two frogs who were best friends**. They lived together in a small pond near the edge of the village. The pond was their home, and they loved it very much. Every day, they had fun catching flies, swimming in the cool water, and resting under the warm sun.



One summer, **the weather became extremely hot**. The sun was strong, and the pond started to dry up. The frogs got worried. They knew they couldn't stay in the pond any longer because there wasn't enough water for them. They decided to leave the pond and look for a new home where they could live **safely**.

The two frogs **leaped** through fields and grass, looking for another pond. **After a long time, they saw a deep well**. One of the frogs said, "This well looks like a great place for us to live! The water is cool, and it's very deep. We can swim here all day."

The other frog thought for a moment and said, "The water is nice now, but what if it dries up one day? If that happens, we will get stuck at the bottom of the well, and we won't be able to get out."

The first frog thought about what his friend said, then agreed. **They decided not to live in the well**. Instead, they kept leaping and searching for a safe home.

**Think**

**How can thinking before making a choice help us stay safe?**

5 Read and write T (True) or F (False).

1. The two frogs lived together in a pond. ( T )
2. The two frogs had a lot of fun catching fish. ( F )
3. There was enough water in the pond in the summer. ( F )
4. The two frogs decided to live in the well. ( F )
5. The story tells us to think before we make a decision. ( T )



6 Complete the summary with the words in the box.

deep - well - home

1. home
2. well
3. deep


Once, there were two frogs who couldn't live in a pond any longer. So, they decided to look for a new <sup>(1)</sup>..... . After a long time, they saw a <sup>(2)</sup>..... well. One of the frogs said, "This <sup>(3)</sup>..... looks like a great place for us to live! But the other frog thought it wasn't safe. So, they searched for a better home.

7 Read, think, and answer.

1. **Where was the pond?**  
*Near the edge of the village*
2. **Where did the two frogs go to find a new home?**  
*They leaped through fields and grass*
3. **Why did the two frogs decide not to live in the well?**  
*Because it might dry up and they could get stuck*



8 Discuss in groups.



If you were one of the two frogs, what would you do?  
*Share a time when you thought carefully before making a decision.*



## Pronunciation

A **vowel digraph** is when two vowels appear together and make just one sound.

### Examples:

**leap:** In "leap," the 'ea' makes the long 'e' sound.

**flood:** In "flood," the 'oo' makes a short 'u' sound.

**boat:** In "boat," the 'oa' makes a long 'o' sound.

Listen and circle the words with vowel digraphs.

*read, goat, feet, hear*

read   cup   thumb   book   hot   goat  
feet   well   hear   foot   frog

Circle the vowel digraph in the following sentences.

- I like to eat green peas.
- We read two books last week.
- The gazelle leaped over the small stream.
- The heavy flood covered the roads.

- eat, green, peas*
- read, books, week*
- leaped, stream*
- flood, road, heavy*

Fill in the blanks.

meet - boat - weak - floods

- The <sup>(1)</sup> ..... sailed across the lake.
- It's nice to <sup>(2)</sup> ..... my teacher at the break.
- The <sup>(3)</sup> ..... made the plants <sup>(4)</sup> .....

- boat*
- meet*
- floods*
- weak*

★ Think and answer.

Do you think gentle whispers might change things?

**Lily's flowers get sunshine!**

Once upon a time, in a cozy little house, lived a girl named Lily. One sunny morning, Lily looked out her window and saw something strange. Big, fluffy clouds were floating **upside down!** "Oh no!" she cried. "How will my flowers get sunshine if the clouds are upside down?"

Lily thought hard. She remembered her grandma saying that sometimes, a gentle **whisper** could fix things. So, Lily opened her window and whispered, "Please, dear clouds, turn **right side up!**" Slowly and magically, the clouds began to **flip**. One by one, they turned over, showing their bright, sunny sides. Lily **clapped** her hands with joy. The sun shone brightly, and the flowers smiled.

Lily knew that even big problems could be solved with a little bit of **kindness** and a gentle whisper.

## Fiction

**Fiction story** is a made-up story created from the imagination, not based on real things that happened.

## Plot

- |                  |                                  |
|------------------|----------------------------------|
| <b>Beginning</b> | –Meet the characters and setting |
| <b>Problem</b>   | –Something goes wrong            |
| <b>Middle</b>    | –The character tries to fix it   |
| <b>Climax</b>    | –The most exciting part          |
| <b>Ending</b>    | –The problem is solved           |



## Title: *Ziad and the Magical Stone*

**Beginning:** (Introducing Ziad and the setting)

One day, a boy named Ziad found something strange near his house.....

*It was a glowing stone with tiny stars inside.  
He picked it up and felt a soft hum.*

**Problem:** (Describe the problem or challenge)

But then, something unexpected happened that changed everything.....

*The stone made all the clocks in his village stop working!*

**Middle:** (Write what Ziad tried to do)

Ziad tried different ways to fix it, but nothing seemed to work at first.....

*He asked his teacher, his parents, and even the old man who lived by the river, but no one knew how to stop the magic.*

**Climax:** (Make up something exciting) *What happened???*

Just when it seemed impossible, something big happened.....

*The stone began to float and spoke! It told Ziad to return it to the hill where he found it before sunset, or time would stop forever.*

**Ending:** (What did Ziad learn in the end?)

In the end, Ziad learned that.....

*listening carefully and acting kindly—even in strange situations—can solve even the most magical problems.*

**Think**

Imagine an impossible thing like a red cat with blue whiskers and purple wings. Where would this cat go?

1 Read below to make your own collage.

## First

Find and cut out photos of many different weather conditions.

## Then

Glue them together.  
(the pictures are allowed to overlap)

### Lesson 5

### Think and Create

Unit 3 A Collage

Read below to make your own collage.

**First** Find and cut out photos of many different weather (of many different conditions).

**Then**

#### Nature's Different Moods



2 Now, make your own *collage* about "Nature's Different Moods".

### Ask a Friend

1. What do you think of my collage?
2. Which picture or part do you like the most? Why?
3. What is one thing you would add or change?





**Quick Review**

**1 Look and write.**

1

.....

2

.....

3

.....

4

.....

5

.....

6

.....

**2 Complete the text using the past tense of the verbs in the box.**

go - enjoy - are - celebrate - is - have

had -  
was -  
went -  
enjoyed -  
celebrated -  
were

Last November, I had a lot of things to do. On Tuesday, November 2<sup>nd</sup>, I ..... dinner at Grandpa's house. The food ..... delicious. On Saturday, November 6<sup>th</sup>, I ..... to a nice concert. Two days later, I ..... myself at Mariam's party. Yesterday, my family and I ..... my birthday. We ..... so happy.



**3 Read and answer.**

One summer, the weather became very hot. The frogs got **worried** because the pond was dry. They decided to look for a new home to live in safely.

- Where and when does the story happen? **1. Near a pond in the summer**
- What does the word "**worried**" mean? **2. Feeling anxious or afraid**
- What did the frogs decide to do because the pond was dry? **3. Look for a new home**



 Self - Assessment

**Now I can...**

Identify vocabulary about extreme weather.



 I got it

 I'm not sure

 I need help

Say these sounds.

A **vowel digraph** is when two vowels appear together and make just one sound.

**leaped**

**flood**

**boat**


 I got it

 I'm not sure

 I need help

Talk about how to write fiction.

**Fiction story** is making up a story that is **not real**.

 I got it

 I'm not sure

 I need help

# Review 1

1 Read and sort the words below into their categories.

storm - crocodile - lungs - heat wave - muscles - water weeds

My Body

lungs

muscles

Extreme Weather

storm

heat wave

The Nile River

crocodile

water weeds

2 Choose the correct answer from a, b, c or d.

1. The ..... systems brought water to crops in Ancient Egypt.

- a. mud brick      b. sandstorm      c. irrigation      d. wind

2. Exercising and sleeping enough are good for our .....

- a. mental health      b. snack      c. medicine      d. knowledge

3. Some animals, like crocodiles, ..... to get food.

- a. play      b. keep      c. sail      d. hunt

4. I saw a deep ..... that was full of water last week.

- a. tool      b. well      c. frog      d. sun

1. irrigation  
2. mental health  
3. hunt  
4. well

3 Look and fill in the missing letters.



truck



flag



bread



plant

4 Read and write the correct form of the word between brackets.

1. Adel eats ..... (a) apple every day.
2. I don't go to the club. I ..... (always) go there.
3. My sister didn't ..... (went) to the bakery shop yesterday.
4. Hala ..... (never) plays tennis. She likes playing it.
5. I didn't buy ..... (some) toys today.
6. .... (Was) you at school last week?

1. an
2. never
3. go
4. never
5. any
6. Were

5 Re-write the sentences using the instructions between brackets.

1. He doesn't watch TV at night. (use "never")

1. **He never watches TV at night.**

2. I drank some milk yesterday. (change to a negative statement)

2. **I didn't drink any milk yesterday.**

3. Yes, there was a new city built in Egypt last year. (change to a question)

3. **Was there a new city built in Egypt last year?**

4. He never sleeps early. (use "always")

4. **He always sleeps early.**

5. Bananas are not good for my health. (change to positive statement)

5. **Bananas are good for my health**

6 Read the text and answer the questions.

Extreme weather is different and much stronger than normal weather.

It includes strong storms, harsh heat waves, blinding sandstorms,

severe floods, long droughts, and so much more. These types of

weather can cause damage to homes and crops.



**A. Choose the correct answer from a, b, c or d:**

**1. damage**

**2. rain**

1. Extreme weather can ..... homes and crops.  
 a. help                      b. damage                      c. live                      d. stay
2. The underlined word "droughts" means a long time without .....  
 a. food                      b. home                      c. rain                      d. air

**B. Answer the following questions:**

3. What is extreme weather?  
**3. It is much stronger than normal weather.**
4. List two types of extreme weather mentioned in the text.  
**4. Strong storms, harsh heat waves.**
5. Summarize the text in one sentence.  
**5. Extreme weather is very strong and can damage homes and crops.**



Write a fiction story of about (30-40) words about an impossible thing.

I imagine **flying to the moon in a giant bubble.**

**The stars shine like diamonds around me.**

**On the moon, I meet talking rabbits who invite me to drink tea and dance in the silver light.**

MR MOHAMED SAID



## Self - Assessment

## Now I can...

Identify vocabulary about life in the Nile River.

 I got it  I'm not sure  I need help 

Identify vocabulary about health.

fit - mental health - stressed - lungs - muscles

 I got it  I'm not sure  I need help 

Identify vocabulary about extreme weather.

 I got it  I'm not sure  I need help 

I can write a recipe using sequence words.

First - Then - After that - Next - Finally

 I got it  I'm not sure  I need help 

I can write a non-fiction text using adjectives.

 I got it  I'm not sure  I need help 

I can write a fiction story.

 I got it  I'm not sure  I need help



## Unit 4

# My Community



## Learning Outcomes

### Speaking

- Identify different places in the community
- Ask and answer questions about favorite places
- Identify trigraph sounds in spoken words

### Reading

- Demonstrate understanding of texts about village life and new city developments
- Demonstrate understanding of word problems

### Listening

- Identify specific places by listening to descriptive passages.
- Identify vocabulary related to places in the community

### Writing

- Write a first person narrative describing a place or experience using clear structure, personal voice, and descriptive language
- Use prepositions of time in context

LEVEL UP  
ENGLISH  
BY MOHAMED SAID

Lesson 1

# Places in Our Community

1 Look, read, and check (✓) the correct picture.

Where do we play sports?





2 Listen, look, and repeat.



restaurant



coffee shop



bakery



supermarket



club



theme park

3 Read and complete the sentences using the words in the box.

bakery - restaurant - club - coffee shop - theme park - supermarket

1. At the ....., you can go on rides.

1. **theme park**

2. If you want to buy groceries, go to the .....

2. **supermarket**

3. The ..... is a fun place to play sports.

3. **club**

4. I go to the ..... to eat dinner.

4. **restaurant**

5. You can buy bread and cakes at the .....

5. **bakery**

6. People relax and drink coffee at the .....

6. **coffee shop**

# Let's Go Out!

4  Listen and read.

Tamer and Adel talk about places in their neighborhood.

**Tamer:** Where do you like to go in your **neighborhood**?

**Adel:** I like going to the **club** to play sports, video games, and hang out with my friends. What about you?

**Tamer:** I usually go to the **supermarket** with my family. We have fun picking out groceries together.

**Adel:** That sounds nice! Where do you go when you're hungry?

**Tamer:** We often go to **restaurants** for dinner. My family likes to try different places every weekend.



**Adel:** That's cool! Personally, I like going to the **coffee shop** for coffee and cake. It's so relaxing.

**Tamer:** Listen, I want to get some fresh bread from the **bakery** near the park. Do you want to come with me?

**Adel:** Oh yes! I always buy a few loaves when I'm near there. Their bread is the best.

**Tamer:** Let's go this afternoon.

**Adel:** Great idea!

5  Listen again and answer.

1. **What does Adel do at the club with his friends?**  
1. **He plays sports, video games, and hangs out with his friends.**
2. **Where does Tamer usually go for dinner?**  
2. **To restaurants.**
3. **What does Adel like to have at the coffee shop?**  
3. **Coffee and cake.**
4. **When do Tamer and Adel plan to visit the bakery together?**  
4. **This afternoon.**

**Think**

How do the places we visit help us connect with others?

*They give us opportunities to meet, talk, and spend time with people.*

6 Listen, read, and sort the following.



restaurant



theme park



club



coffee shop

Places for Food and Drink

*restaurant,  
coffee shop*

Places for Play

*theme park,  
club*

7 Read and circle the correct choice.

- I go to the **coffee shop**/theme park for coffee and cake.
- The waiter brought us a healthy meal at the **supermarket**/restaurant.
- I love the smell of fresh bread when I pass by the **bakery**/club.

- coffee shop*
- restaurant*
- bakery*

8 Complete the sentence using the correct word.

- I train at the **c** ..... every weekend.
- The **t** ..... **p** ..... has many rides.
- My mom shops at the **s** .....

- club*
- theme park*
- supermarket*

9 In pairs, discuss where you like to go.



What is your favorite place to visit in your community, and why?

I like going to the club because I can play sports there and have fun.



1 Listen and write the word you hear under its picture.


~~fields~~ - cottage - community center - barn - main square



fields



main square



barn



community center



cottage

2 Read the text.

### Life in My Village

I live in a small **village** with green **fields**, tall trees, and quiet hills. The people are friendly, and the village is full of life.


My family and I live in a cozy **cottage** near the **community center**. Every morning, I hear birds singing and see farmers working in the fields. The air is fresh, and everything feels calm.

The **main square** is the busiest place. On Saturdays, people meet there to shop at the market.

Farmers keep animals like cows, sheep, and chickens in the **barns**. I visit my uncle's barn to help feed the animals. The community center is a fun place. I meet my friends and play games there every Thursday.

At night, the village is quiet. I walk near the fields and look at the stars.

I love my village. It is a happy place to live.



3 Answer the following questions.

1. What is the busiest part of the village?

1. *The main square.*

2. What is the village like at night?

2. *Quiet.*

3. Name two animals that you can find in village barns.

3. *Cows and sheep.*

4. Do you think village life is better than city life?  
Why or why not?

4. *Yes, because it is peaceful and the air is fresh.*

5. What activities would you enjoy doing in this village?

5. *I would enjoy helping farmers and playing at the community center.*

4 Complete the text using the words in the box.

square - meeting - animals - cottages

1. *cottages*

2. *square*

3. *animals*

Life in a village is peaceful and simple. People live in cozy <sup>(1)</sup> ..... surrounded by green fields and fresh air. There is a market in the main <sup>(2)</sup> ..... where people buy and sell fresh fruit and vegetables. Farmers keep their <sup>(3)</sup> ..... in barns. Children have fun at the community center.

5 Work in pairs. Discuss and role-play.



Which place do you like most in the village? Why?

I like the barn because I enjoy spending time with the animals.



## Language in use

### Prepositions of Time

We use **“at”** with *clock times*, *mealtimes*, and some *time phrases*.

#### Examples:

- I get up **at** 6 a.m., every day.
- The coffee shop is very busy **at** lunchtime.
- **At** night, the village is calm and quiet.

We use **“in”** with parts of the day, months, seasons, and years.

#### Examples:

- I liked visiting my uncle **in** the afternoons.
- The weather is hot **in** summer.
- I moved to Alexandria **in** 2020.
- **In** December, the weather is cold.

We use **“on”** with *days* and *dates*.

#### Examples:

- **On** Saturdays, everyone gather in the community center.
- My birthday is **on** June 8<sup>th</sup>.

### 7 Write the correct Preposition of Time.

1. I was born ..... March.
2. Let's meet ..... 3 p.m.
3. The party is ..... Friday.
4. I like to relax ..... the evening.

1. **in**
2. **at**
3. **on**
4. **in**

### 8 Read and circle the correct Prepositions of Time.

I really like Fridays. **In/On** Fridays, I have breakfast with my family **in/at** the morning. Then, I meet my friends at the club **in/at** lunchtime. We usually play football **at/on** 5 p.m. I see them more **in/on** the summer. I go to the beach **at/in** July and celebrate my birthday **on/in** August 14<sup>th</sup>.

**On**  
**in**  
**at**  
**at**  
**in**  
**in**  
**on**

1 Think and solve.

A farmer has 4 boxes of apples. If each box has 32 apples, then how many apples does the farmer have in total?



First, we need to understand the question.

- How many apples?

- How many boxes?

Then, we put the double-digit on the top, and the single-digit on the bottom.

Finally, we multiply!

Step 1: Multiply the ones with 4.

So, 2 ones x 4 ones = 8 ones

	tens	ones
	3	2
X		4
	1	2
		8

Step 2: Multiply the tens with 4.

So, 3 tens x 4 ones = 12 tens

Problem:  $32 \times 4 = ?$

Solution: = 128

Answer: = 128 apples

2 It's easy! Now, you try. Solve the following math problem.

A farmer has 3 baskets. Each basket holds 22 oranges. How many oranges does the farmer have in total?

	...	2
		3
X		
	6	...

Problem:  $\quad \times \quad = ?$

Solution: =

Answer: =



## Pronunciation



1 Read and learn.

A **trigraph** is a group of three letters that represents a single sound.

The **trigraph** "d**ge**" sounds like "j".

**Example:** "brid**ge**" is pronounced "bri**j**"

The **trigraph** "t**ch**" sounds like "ch".

**Example:** "mat**ch**" is pronounced "mat**ch**"

The **trigraph** "i**gh**" sounds like "i".

**Example:** "ri**gh**t" is pronounced "ri**t**"

2 Listen, look, and fill in the missing trigraph.

igh - dge - tch



bri - - - dge.



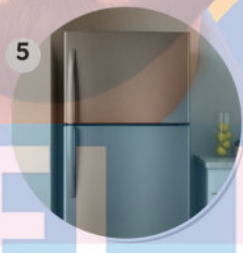
mat**ch**.



r igh**t**



fl - - - t



fri - - -



wa - - -

igh.

dge.

tch

3 Listen and circle the word that has the trigraph you hear.

1. flight - near - witch

**flight / watch**

2. bright - pure - fridge

**bright / fridge**

3. chair - fair - watch

**watch**

## 1 Think and answer.

Why do you think Egypt is building new cities?

To reduce crowding in big cities and provide better living conditions.



## Egypt's New City

Egypt builds new cities almost everywhere. My family and I live in the New Administrative Capital, 45 km east of Cairo. It's a new city that helps **reduce crowding** in Cairo. The city is designed to be very **smart**. Modern technology is used to manage roads, water, energy and almost everything.



The city has green areas everywhere. It has also **government** offices and important buildings. The city where I live has the tallest building in Africa, the **Iconic Tower**, and a new airport!

The Iconic Tower is 385 meters high and has 80 floors. It is made of strong glass and **steel**. From the top, I can see the whole city! People here can find great jobs and have a peaceful life. It is my favorite city in Egypt.

## 2 Read, think, and answer.

1. **Where is the New Administrative Capital located?**

45 km east of Cairo.

2. **How does it help Egypt?**

It helps reduce crowding in Cairo.

3. **Why is modern technology used?**

To manage roads, water, energy, and almost everything.

4. **How tall is the Iconic Tower?**

385 meters high.



## Think

What makes a place feel like home?



3  Complete using the words in bold on the previous page.

1. The city is very ..... It uses technology everywhere.
2. Builders often use strong ..... to build towers.
3. We try to ..... crowding to keep us safe, healthy, and comfortable.

**1. smart**

**2. glass and steel**

**3. reduce**

## Tip!

### Writing Narrative Text in the First Person

1. **First Person** : Use "I", "me", "my"
2. **Setting** : Where is your story happening?
3. **Goal Setting** : What do you want to do?
4. **Description** : Use the 5 senses and other adjectives.
5. **Ending** : How does the story finish?

The word "narrative" comes from "*narration*" or "*telling a story*".

But, don't forget that a good story is one that readers can see in their minds (**imagine**). Good writers use a lot of description to do this.

4  On the next page, write a narrative text about a city/village that you like.

Title: .....

Introduction: Write and describe your city/village.

*I live in Alexandria. It is a beautiful city by the sea. The sand is soft, and the water is blue. The people are kind, and the streets are busy.*

Paragraph 1: Write about why it's so great.

*Alexandria is nice because it has old places like the Citadel and the big library. I like walking by the sea and watching the sun go down. The food here is tasty, especially the fish.*

Paragraph 2: Add another detail and description.

*The weather is good. In summer, it is not too hot, and in winter, there is nice rain. There are many parks where we can play.*

LEVEL UP  
ENGLISH  
MR MOHAMED SAID



Conclusion: Write about why it's your favorite place in Egypt.

*I love Alexandria because it is fun and peaceful. It is my favorite place in Egypt.*

LEVEL UP  
-End-  
ENGLISH

**Let's Draw!**

MR MOHAMED SAID

Show us the city/village you chose to write about.



## Lesson 5

Think and Create  
A Research

## Learn!

## Why Do We Research Anything?

That's easy! We research to learn something new—something we didn't know before.

## Steps

Look at the model, below.

Here are four easy steps to get you started.

1. Pick a topic.
2. Ask a question (?)
3. Look for information.
4. Organize what you find.

Example

1. The Pyramids.
2. When were they built?
3. Built between 2600 and 2500 BC, in Giza. Khofu, Khafre, Menkaure.
4. List the information in complete sentences.

★ Now, it's your turn. Research: **The Platypus.**

## My Research

Topic : The Platypus

Ask a question : **Where does the platypus live?**

Look for information : .....

**The platypus lives in rivers and lakes in Australia. It has a bill like a duck and lays eggs.**

Organize what you find: (What new thing did you learn?) .....

**I learned that the platypus is a mammal that lays eggs and spends much of its time swimming in rivers in Australia.**



## Quick Review

1 Read and match.

- |          |  |                 |
|----------|--|-----------------|
| <b>d</b> | 1 We can relax and drink coffee at a ... | a. bakery.      |
| <b>c</b> | 2 We can buy groceries at a ...          | b. theme park.  |
| <b>e</b> | 3 We can eat dinner at a ...             | c. supermarket. |
| <b>b</b> | 4 We can go on rides at a ...            | d. coffee shop. |
| <b>a</b> | 5 We can buy bread and cakes at a ...    | e. restaurant.  |

2 Read and correct the Prepositions of Time.

1. I travel to Aswan on February.

**1. in February**

2. My dad watches TV on night.

**2. at night**

3. We go to the club in Fridays.

**3. on Fridays**

4. Salma was born at 2012.

**4. in 2012**

5. My sister's birthday is in May 17<sup>th</sup>.

**5. on May 17<sup>th</sup>**

6. The restaurant closes on 10 p.m.

**6. at 10 p.m.**

3 Read, think, and answer.

1. Where do farmers grow food?

**1. In fields.**

2. What do you like about the village/city where you live?

**2. I like the parks and friendly people.**





## Self - Assessment

### Now I can ...

Identify vocabulary about places in my community.



 I got it

 I'm not sure

 I need help

Say these trigraphs.

**igh** right - flight

**dge** bridge - fridge

**tch** match - watch

 I got it

 I'm not sure

 I need help

Use Prepositions of Time.

Examples:

- I wake up **at** 6 a.m. every day.
- The weather is hot **in** summer.
- My birthday is **on** December 16<sup>th</sup>.

 I got it

 I'm not sure

 I need help

Write a narrative text.

 I got it

 I'm not sure

 I need help



## Unit 5

# Our World, Our Resources



## Learning Outcomes

### Speaking

- Ask and answer questions about natural resources in Egypt
- Discuss the importance of natural resources
- Identify the stressed syllable in words with prefixes

### Reading

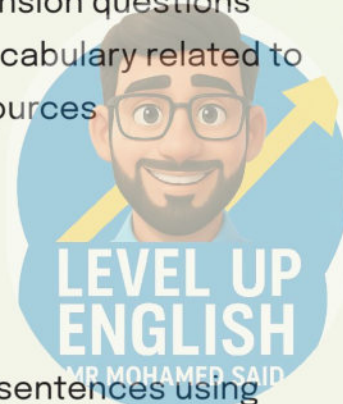
- Demonstrate understanding by answering comprehension questions on a text about natural resources
- Identify and understand vocabulary related to natural resources

### Listening

- Listen to a dialog and answer comprehension questions
- Identify vocabulary related to natural resources

### Writing

- Complete sentences using comparative adjectives
- Write a descriptive paragraph about natural resources and ways to conserve them



Lesson 1

# The Gifts of Nature

1 Look at the picture.



Which natural resource can you see?  
Why is it important?

Water – It is important because people, animals, and plants need it to live.



2 Listen, look, and repeat.



sunlight



soil



minerals



fossil fuel



water



wind

3 Match the word with its definition.

- |   |                     |  |
|---|---------------------|--|
| e | 1 natural resources | a. a soft, white plant that is used to make fabric |
| d | 2 fertile           | b. the energy used to power homes and machines     |
| c | 3 minerals          | c. crystals and metals, like gold and copper       |
| b | 4 electricity       | d. a land with rich soil to grow food              |
| a | 5 cotton            | e. things from nature that help us live            |

# Treasures of Egypt

Lesson

1



4 Listen and read.

Mr. Hani and his students are discussing natural resources.

**Mr. Hani** : Good morning, class! Today, we will talk about **natural resources**. Do you know what natural resources are?

**Ali** : Yes! They are things **we find in nature**, like **water** and **trees**.

**Mr. Hani** : Very good! Natural resources help us in our daily lives. Can you name a natural resource we can find in Egypt?

**Mona** : The **Nile River**! It provides water for drinking and farming.

**Mr. Hani** : Excellent! The Nile is the most important water resource in Egypt. What other treasures does Egypt have?

**Ali** : We have **oil** and **natural gas**. My uncle works for an oil company.

**Mr. Hani** : That's right! Oil and natural gas are used to make **fuel** and **electricity**. What about farming?

**Mona** : We grow **cotton**, **wheat**, and many kinds of **fruit**.


**Mr. Hani** : Well done! The **fertile** land along the Nile and in the Delta region helps us grow food.

**Ali** : I read that Egypt has **minerals**, too, like **gold**!

**Mr. Hani** : That's right! Egypt's deserts contain gold, **iron**, and other minerals, as well.

**Mona** : They're used to make jewelry, make buildings, and help our country grow.

**Mr. Hani** : Well done, class.



5 Listen again and answer the questions.

1. What are natural resources?

1. **Things we find in nature that help us in our daily lives.**.....

2. Where can we find gold in Egypt?

2. **In Egypt's deserts.**.....

3. What do we grow in Egypt?

3. **Cotton, wheat, and many kinds of fruit.**.....

Think

Why must we use natural resources wisely?

6 Match the words, below, with the correct picture.

sunlight - fuel - minerals - soil




soil.



sunlight.



minerals.



fuel.

7 Choose the correct answer from a, b, c, or d.

- The Nile River is the most important ..... resource in Egypt.
  - wind
  - water
  - sand
  - oil
- Egypt's land along the Nile is ....., so we can grow food.
  - fertile
  - poor
  - dry
  - wise
- Natural resources like minerals help our country .....
  - sleep
  - play
  - write
  - grow
- Egypt's deserts contain many ....., such as gold and iron.
  - companies
  - crops
  - minerals
  - secrets

- water
- fertile
- grow
- minerals

8 Read the text again. Who said these sentences?

Mr. Hani - Ali - Mona

- Minerals are used to make jewelry and make new buildings ..... **1. Mona**
- The Nile is the most important water resource in Egypt ..... **2. Mr. Hani**
- Natural resources are things found in nature ..... **3. Ali**

9 Draw and discuss.

Draw a picture of one natural resource in Egypt.

a. How is it used?

*It is used for drinking water, farming, fishing, and transportation.*

b. Why is it important?

*It provides water for people, animals, and plants, and helps grow food for the country.*



Natural Resource: The Nile River

a. How is it used?

It is used for drinking water and farming.

b. Why is it important?

It provides water for people, animals, and plants.

1 Look and answer.



Have you ever seen a real crystal or mineral?



Yes, I have seen a crystal before.

2 Read the text.

### Hidden Treasures

Under the earth, we find precious **mineral resources** like **gold**, **diamond**, **copper**, and **iron**. These are used every day to make important things.

**Gold** is soft, shiny, and easy to shape. People use it for **coins** and **jewelry**. I love gold rings!

**Diamond** is a **rare mineral**—even **more valuable** than gold!

**Copper** is a **strong metal** which we use **electrical wires**, **pipes**, and **tools**. It's cheaper than gold. Egypt gets most of its copper and gold from the Eastern Desert.

**Iron** is super strong. It helps **make cars**, **ships**, **airplanes**, and **bridges**. It's found in many places in Egypt.

To get minerals, **miners** dig deep into the ground. But minerals are **non-renewable**—they take **millions of years to form**! So we must use them wisely and never waste them.



Think

What minerals or metals would you like to work with?

*I would like to work with gold because it is shiny and beautiful.*

3 Answer with T (True) or F (False).

1. We find metals and minerals underground.
2. Iron is weak and breaks easily.
3. Jewelry is made of gold.
4. Minerals take a few months to develop.

( T )  
( F )  
( T )  
( F )



4 Read and complete the text using the words in the box.

**Copper - mineral resources - non-renewable**

Minerals are precious materials that we find underground. Gold, diamond, copper, and iron are all (1) ..... Each one is special. Gold is soft and shiny, perfect for jewelry. (2) ..... is great for wires. Iron is strong and used to make cars and ships. Metals and minerals are (3) ....., so we must use them wisely.

1. mineral resources
2. Copper
3. non-renewable

5 Read, think, and answer.

1. Why does real jewelry cost so much money?  
1. Because minerals like gold and diamond are rare and valuable.
2. What do we use to make electrical wires?  
2. Copper.
3. How do we get mineral resources?  
3. By digging deep into the ground (mining).



6 Work in pairs. Discuss and role-play.



How can we save non-renewable resources?

We can switch off unused lights, fans, and chargers to save energy.



## Language in use

## Comparative Adjectives

Comparative Adjectives are used to compare two people, things, animals, things, etc.

1. With *short* adjectives (1 syllable), *add -er + "than"*.

**Example:** Gold is **cheaper than** diamond.

2. Adjectives ending in *-y*, *change-y* to *-i* and *add -er + "than"*.

**Example:** Amira is **happier** than Mohamed.

3. With most *long* adjectives (2+ syllables), *use "more" or "less"* before the adjective and *"than"* after.

**Example:** Diamond is **more valuable than** gold.

Some adjectives have *irregular* comparative forms.

Adjective	Comparative
good	better <i>than</i>
bad	worse <i>than</i>
little	less <i>than</i>
many/much	more <i>than</i>

**Example:** This test is **better than** the last one.

7 Write the correct form of the word between brackets.

1. The orange tree is ..... (tall) than the apple tree.

1. taller than

2. Copper is ..... (valuable) than diamond.

2. less valuable than

3. Books are ..... (good) than movies.

3. better than

8 Make sentences using the correct form of the word between brackets.

**Example:** Ali - Omar (tall)

Ali is taller than Omar.

1. winter - summer (cold)

1. Winter is colder than summer.

2. your new tablet - your old tablet (good)

2. Your new tablet is better than your old tablet.


3. copper - gold (useful)

3. Copper is more useful than gold.

### ★ Read and listen.

Everyone admired the big ship. It was huge, and proud as it sailed across the ocean. I was just a little **digger** on the shore—not big, not popular—but always ready to help.

One morning, I watched the big ship come close to shore to **load** some **cargo**. But then, something went wrong. It got too close and got stuck in the **thick**, heavy mud.



The ship tried and tried to move, but it couldn't. Other big machines rushed to help, but none of them could pull it out. Then I saw everyone starting to **give up**. "I can help!" I said.

The big machines stared at me and laughed. "You? You're so small!" But I didn't let that bother me. I smiled and said, "Just watch!"

I got to work right away, digging carefully around the ship and clearing the mud. It took a long time, but I didn't stop. Finally, the **path** was clear, and the big ship floated free!

The ship looked at me, amazed. "Thank you, little digger! I didn't think someone so small could help me." I smiled again and said, "Size doesn't matter. What matters is using your strength to help others."

### Think

What makes someone *really* strong?



2 Match the words in bold to their definitions.

- |   |           |  |
|---|-----------|--|
| d | 1 cargo   | a. to stop trying                          |
| f | 2 digger  | b. something that is not thin              |
| a | 3 give up | c. a route or way for traveling            |
| c | 4 path    | d. goods which are carried by a large ship |
| b | 5 thick   | e. to put things onto ships                |
| e | 6 load    | f. a machine or tool used for digging      |

3 Read and write T (True) or F (False).

- |   |     |
|---|-----|
| 1. The digger was bigger than the ship.                     | (F) |
| 2. The big ship did not get stuck in the mud.               | (F) |
| 3. Other big machines pulled the ship out of the mud.       | (F) |
| 4. The little digger helped the big ship.                   | (T) |
| 5. The big ship was grateful and thanked the little digger. | (T) |
| 6. The little digger said that size matters.                | (T) |



4 Answer the following questions.

- Why did the big ship get stuck?  
1. **Because it got too close to shore and stuck in the thick mud.**
- Who tried to help the big ship but failed?  
2. **Other big machines.**
- Why did the big machines laugh when the little digger offered to help?  
3. **Because they thought the little digger was too small.**
- Why did the big ship and the little digger become best friends?  
4. **Because they worked together and helped each other, but the text does not**
- What do we learn from the story?  
5. **Size doesn't matter – what matters is using your strength to help others.**



 **Pronunciation**

**1**  **Read and learn.**

A **prefix** is a group of letters that is added **before a word** to change its meaning.

- The prefix “**dis-**” means “**not**”.
- The prefix “**bi-**” means “**two**”.
- The prefix “**mis-**” means “**wrongly**”.
- If the base word has one syllable, the *stress* is on the base word.

**2**  **Listen, repeat, and underline the stressed syllable in the words in bold.**



1

necessary

I always **misspell** the word "necessary".

2



I often **misplace** my glasses.

3



I rode my **bicycle** to the park yesterday.

4



He **dislikes** playing football.

**3**  **Complete the sentences using the words in Activity 2.**

1. My old ..... was red.
2. I ..... my book. Now, I can't find it.
3. She ..... traveling by plane. she is scared of heights.
4. Check your homework so you don't ..... any words.

1. **bicycle**
2. **misplaced**
3. **dislikes**
4. **misspell**

LEVEL UP  
ENGLISH  
MR MOHAMED SAID

1 Think about the following question.

If you were water, what would you say?



2 Read and review your answers.

### I Am Water

I am water. You might see me in a glass, a river, a cloud, or a **tear**.

I can be quiet and still, or wild and crashing. I sleep in lakes and dance in the rain.

People drink me when they're thirsty, **bathe** in me when they're dirty and cry me when they're hurt. Plants need me, animals search for me, and without me—life would stop.

Sometimes, I help. I clean. I cool. I grow things.

Sometimes, I **destroy**. I flood. I freeze. I fall too hard.

But I never stop moving. I am always part of something greater—clouds, oceans, even **sweat**.

I am water. I have no shape, but I can shape the world.



Think

What percentage of our bodies is made up of water?

*About 60% of our bodies is made up of water.*

Learn!

Writing Object-Perspective Narratives

1. **First Person** : Use "I", "me", "my" with number 2.
2. **Non-living thing** : What are you? (*Water? Copper? Oil?*)
3. **Description** : Use the 5 senses and other adjectives.
4. **Ending** : Why are you important?

This type of writing where non-human things like objects, animals, or natural resources "speak" improves your creativity, and improves your *descriptive writing skills*.

Example:

**I Am Gold**

I sleep deep under the earth, hidden and quiet. People search for me, dream about me, and admire me. I sit in the crowns of kings and the rings of queens. I am soft and beautiful. I am treasured because I am valuable. I am gold.

★ Choose another natural resource. Write your own Object-Perspective Narrative about it, write (40-60) words.

Title: **I Am the Sun**

I am the sun. I rise every morning, painting the sky with gold. I shine on rivers, warm the soil, and help plants grow. People feel my heat on their skin and see my light in their homes. Without me, the world would be dark and cold. I am life.

Title: **I Am Copper**

I am copper. I hide in rocks deep under the earth. People dig me out and shape me into wires, pipes, and tools. I carry electricity to homes and schools. I am strong, useful, and needed every day. Without me, many machines would stop. I am copper.

Art Time!

Gold is a valuable resource. What do *you* consider valuable in your life?

Family? Friends? Pets? Teachers?

Create a poster titled "My Gold" and draw/glue pictures of the people and things that are valuable to *you*.

★ Make a Poster: "My Gold"

"My Gold"

# My Gold



Family



Friends





Pets



Teachers



## Quick Review

**1** Read, look, and number.

**1** minerals


**2** wind

**3** sunlight

**4** fossil fuel

**5** water

**6** soil



**2** Choose the correct answer from a, b, c or d.

1. This test is ..... than the last one.

- a. well                      b. better                      c. more good                      d. good

2. She has ..... books than her brother.

- a. many                      b. more                      c. much                      d. most

3. The movie was ..... than I expected.

- a. more exciting                      b. excited                      c. exciting                      d. most exciting

4. He is ..... at math than his sister.

- a. worse                      b. bad                      c. more bad                      d. the worst

1. *better*  
2. *more*  
3. *more exciting*  
4. *worse*

**3** Write three ways to keep our natural resources safe.

1. *1. Use water carefully and do not waste it.*
2. *2. Turn off lights and electronics when not in use.*
3. *3. Recycle and reuse materials.*


**Self - Assessment**
**Now I can ...**
**Identify vocabulary about natural resources.**


**I got it** 

**I'm not sure** 

**I need help** 
**Say these prefixes:**

 The prefix “**dis**”

**dislike**

 The prefix “**bi-**”

**bicycle**

 The prefix “**mis-**”

**mistake**

**I got it** 

**I'm not sure** 

**I need help** 
**Compare two people, things, or animals.**
**Examples:**

- Gold is **cheaper** *than* diamond.
- Diamond is **more valuable** than gold.
- This test is **worse than** the last one.


**I got it** 

**I'm not sure** 

**I need help**



Unit 6

# The Talking Earth

By: Jean Craighead George



## Learning Outcomes

### Speaking

- Ask and answer questions about the story

### Writing

- Rewrite the story from the heroine's perspective, demonstrating comprehension, and creative narrative skills

### Reading

- Answer comprehension questions about the story
- Analyze the elements of the story
- Answer critical thinking questions about the story



# Story Vocabulary



canoe



The Earth



Everglades



alligator



owl



National Park



shell



scientist



swamp



splash



## Definitions

<b>native</b>	the first person who lived in a place
<b>tribe</b>	a group of people who live together and share the same language, culture, and history
<b>elders</b>	older people who are wise and respected
<b>shelter</b>	a safe place that protects someone from bad weather or danger
<b>survive</b>	to stay alive, especially in dangerous situations
<b>attack</b>	to try to hurt someone
<b>struggle</b>	to have a hard time doing something
<b>wisdom</b>	using what you know to make good choices
<b>disappointed</b>	feeling sad because something didn't happen as expected
<b>hoot</b>	the sound an owl makes
<b>the wild</b>	a place in nature where animals and plants live freely
<b>pack</b>	put things together to carry or take with you
<b>swamp</b>	wet, muddy area of land that has a lot of water, trees, and plants

## Characters



Billie Wind



Billie's family



The elders





**Billie Wind** was a young Native American girl who lived in Florida. She loved science and dreamed of becoming a **scientist** when she grew up. But her family believed that the **Earth** could "talk" and share wisdom with those who listened to it. They said the wind, the water, and the animals all had something to teach. Billie did not believe this. She thought these were just old stories with no real meaning.





One day, Billie Wind told the elders of her tribe that she did not believe that the Earth could talk. The elders were **disappointed**. They told Billie that if she did not believe what they said, then she should go into the **Everglades National Park** alone and listen to the Earth. Only then would she understand. Billie did not want to go, but she had no choice. She packed her **canoe** and went into the Everglades, not sure what she might find.






At first, Billie struggled to **survive** in the Everglades. She had no shelter, no food, and no one to help her. The **swamp** was full of strange sounds, and she felt afraid. At night, she heard **alligators splashing** in the water and owls **hooting** in the trees. She wished she was back home, safe and warm. But slowly, she started to pay attention to the world around her.





She watched the animals closely and saw how they **survived**. The **alligators** waited patiently for their food instead of wasting energy. The **turtles** hid in their **shells** when danger was near. The birds warned each other when an animal came to **attack**. Billie realized that nature had its own way of teaching. She learned how to catch fish, make a fire, and find shelter, just like the animals did.





After many days in **the wild**, Billie Wind was no longer afraid. She learned how to survive, but more importantly, she learned how to listen. The Earth did talk, not with words, but through the sounds of the wind, the movements of animals, and the changes in the land. Everything in nature was connected, and if people did not take care of it, the balance would be broken.






Characters

1 Look, read, and match.


1



b.

a Billie's family


2



c.

b The elders

3



a

c Billie Wind

2 Read the descriptions. Then, write the correct character.

1. They believed that the Earth could talk and share wisdom.

1. Billie's family

2. She learned how to catch fish, make a fire, and find shelter.

2. Billie Wind

3. They told Billie to go into the Everglades National Park alone and listen to the Earth.

3. The elders

3 Crack the code to find the hidden message.

CODE BREAKER!

Have Fun!

A	B	C	D	E	F	G	H	I	J	K	L	M	N	O	P	Q	R	S	T	U	V	W	X	Y	Z
1	2	3	4	5	6	7	8	9	10	11	12	13	14	15	16	17	18	19	20	21	22	23	24	25	26

Hidden Message: 9 16 18 15 13 9 19 5 20 15 11 5 5 16 13 25 19 3 8 15 15 12 3 12 5 1 14

I PROMISE TO KEEP MY SCHOOL CLEAN

Think

What do you think would happen if Billie didn't go to the Everglades?

If Billie didn't go to the Everglades, she would never have learned how to listen to nature or understand that the Earth can teach us important lessons.



Vocabulary

4 Look and write.



1 **swamp.**



2 **Everglades.**




3 **alligator**



4 **splash.**



5 **the earth.**



6 **shell**

5 Choose the correct answer from a, b, c or d.

1. Billie loved science and dreamed of becoming a ..... when she grew up.  
 a. driver                      b. scientist                      c. firefighter                      d. police officer
2. Billie saw some ..... hooting in the trees.  
 a. turtles                      b. dogs                      c. alligators                      d. owls
3. The turtles hid in their ..... when danger was near.  
 a. seas                      b. lakes                      c. shells                      d. plants
4. Billie had no shelter in the Everglades, so she struggled to .....  
 a. survive                      b. pack                      c. teach                      d. attack

1. **scientist**
2. **owls**
3. **shells**
4. **survive**

6 Read and complete the text using the words in the box.

hooting - swamp - shells

1. **swamp**
2. **hooting**
3. **shells**

Billie packed her canoe to go into the Everglades. The <sup>(1)</sup> ..... was full of strange sounds. At night, she heard alligators splashing in the water and owls <sup>(2)</sup> ..... in the trees. The turtles hid in their <sup>(3)</sup> ..... when danger was near. The birds warned each other when an animal came to attack. Billie realized that nature had its own way of teaching.



## Events

**7** Read and put the events in order.

- ☆ Billie felt afraid when she first stayed alone in the Everglades.
- ☆ Billie went to the Everglades to listen to the Earth, as the elders told her.
- ☆ Billie learned how to survive by watching the animals and learned how to catch fish and make fire.
- ~~☆ Billie told the elders that she didn't believe that the Earth could talk.~~
- ☆ Billie started to listen to the world around her and pay attention to nature.
- ☆ Billie realized that the Earth talks through nature, like the wind and animals, not with words.

1. ~~Billie told the elders that she didn't believe that the Earth could talk.~~.....
2. **Billie went to the Everglades to listen to the Earth, as the elders told her.**.....
3. **Billie felt afraid when she first stayed alone in the Everglades.**.....
4. **Billie started to listen to the world around her and pay attention to nature.**.....
5. **Billie learned how to survive by watching the animals and learned how to catch fish and make fire.**.....
6. **Billie realized that the Earth talks through nature, like the wind and animals, not with words.**.....

**8** Read and write T (True) or F (False).

1. Billie Wind was a young Egyptian girl. ( F )
2. Billie dreamed of becoming a scientist. ( T )
3. At first, Billie didn't believe that the Earth could talk. ( T )
4. Billie heard hippos splashing in the water at night. ( F )
5. Turtles hid in their shells when danger was near. ( T )
6. Billie didn't learn anything at the end of her journey. ( F )
7. Everything in nature was connected. ( T )
8. Billie went to the desert to listen to the Earth. ( F )





**9** Read and number the descriptions.

3

1 Billie saw alligators, turtles, and birds and learned how they survive.

2



1

2 Billie's family believed that the wind, the water, and the animals all had something to teach.

3



2

3 The swamp was full of strange sounds, and Billie wished she was back home.

4



4

4 Billie learned how to catch fish and make a fire.

1



**10** Answer questions about the story.

1. Where did Billie Wind live?

**1. She lived in Florida.**

2. How did Billie feel when she was alone in the Everglades?

**2. She felt afraid.**

3. What lesson did Billie learn from nature?

**3. She learned how to survive and that the Earth can teach through nature.**

4. Why did the elders send Billie into the Everglades?

**4. To make her listen to the Earth and understand its lessons.**

LEVEL UP  
ENGLISH  
MR. MOHAMED SAID



11 Read and complete the summary with the words in the box.

- 1. elders
- 2. Everglades
- 3. alligators
- 4. Earth
- 5. catch

catch - elders - Earth - Everglades - alligators

Billie Wind was a young Native American girl who loved science. She did not believe that the Earth could “talk” like the (1) ..... said. To prove her wrong, they sent her to the (2) ..... alone. At first, Billie struggled, but she learned from the animals. She heard (3) ..... splashing in the water. In the end, Billie realized that the (4) ..... did talk in a different way. She learned how to (5) ..... fish and make fire like the animals.

12 Read and number.

1 Beginning

2 Middle

3 End

a Billie went into the Everglades alone. At first, she was scared, but then she watched the animals and learned how they survive.

b Billie understood that nature could talk through the wind, animals, and nature.

c Billie didn't believe that the Earth could talk. She thought it was just an old story, but her family believed it was true.

c.

a.

b

13 Imagine that you are Billie. Write about your journey in the Everglades.

*My Journey in the Everglades – by Billie*

*The elders sent me to the Everglades. At first, I was afraid. I heard alligators in the water and owls in the trees. I wanted to go home.*

*Then I watched the animals. Turtles hid in their shells. Birds made sounds to warn each other. Alligators waited for food. I learned from them.*

*I caught fish, made a fire, and found a place to sleep. I learned that the Earth talks in its own way – through the wind, animals, and nature.*



Quick Review



1 Find and circle the words.



g	e	e	i	e	n	t	i	e	t
s	v	m	c	l	s	h	e	l	l
a	l	l	i	g	a	t	o	r	g
o	x	e	l	d	e	r	s	r	n
w	s	p	l	a	s	h	v	s	e
l	z	l	e	t	r	a	s	h	

2 Complete the sequence from the box.

nature had its own way of teaching - respect the land - the Earth could talk

1. Billie didn't believe that ..... *the Earth could talk*
2. She went into the Everglades and realized that ..... *nature had its own way of teaching*
3. She promised to teach others to ..... *respect the land*

3 What should people do to help nature? Check (✓) the right action.

- People should take care of everything in nature. ( ✓ )
- People should harm nature. ( )
- People should be scientists. ( ✓ )

## Review 2

1 Choose the correct answer from a, b, c, or d.

- Gold and copper are valuable .....  
a. foods      b. animals      c. resources      d. plants
- Children like to play sports at the .....  
a. bakery      b. club      c. restaurant      d. supermarket
- Farmers plant food in the .....  
a. main square      b. barn      c. cottage      d. field
- ..... fuel is used to generate electricity.  
a. wind      b. solar      c. fossil      d. water


- resources
- club
- field
- fossil

2 Read and write the correct form of the word between brackets.

- The book is ..... (much) interesting than the movie.
- Adam eats bread ..... (in) dinnertime.
- The yellow dress is ..... (good) than the blue one.
- I always go to the park ..... (on) the afternoons.

- more
- at
- better
- in

3 Look and write using the word between brackets.



He went to the club **on** (March 17<sup>th</sup>)



..... (more than)

4 Look and answer the questions.

1. Which pencil case is more colorful?

1. **The pink pencil case is more colorful than the yellow pencil case**

2. Which is smaller, the black bag or the red bag?

2. **The red bag is smaller than the black bag.**

3. Which bag is more expensive?

3. **The black bag is more expensive than the red bag.**

4. Which pencil case is cheaper?

4. **The Yellow pencil case is cheaper than the pink pencil case.**



5  Read the text and answer the questions.

Mineral resources like gold, iron, and copper are found under the earth. People use these minerals to make things we need every day, such as buildings and cars. Some minerals, like diamonds, are shiny and used to make jewelry. Others, like copper, help electricity flow. These resources are very important, but they take a long time to form, so we must use them wisely. Recycling and preserving nature help protect our mineral resources for the future!

A. Choose the correct answer from a, b, c, or d.

1. jewelry

2. mineral resources

- Diamonds are shiny and used in .....  
 a. electricity      b. pencils      c. jewelry      d. buildings
- The underlined pronoun "them" refers to .....  
 a. mineral resources      b. buildings  
 c. cars      d. devices

B. Answer the following questions:

- What does the text mainly talk about?

*The text mainly talks about mineral resources and their uses.*

- How do people use mineral resources in daily life?

*People use them to make buildings, cars, jewelry, and to help electricity flow.*

- Why should we use mineral resources wisely?

*Because they take a long time to form and we need to protect them for the future.*

6  Write a paragraph of (40-60) words about places in your neighborhood.

*In my neighborhood, there are many places I like to visit. There is a park where children play and families relax. We have a supermarket to buy food and a bakery that sells fresh bread. There is also a library where I can read books. All these places make our neighborhood special.*

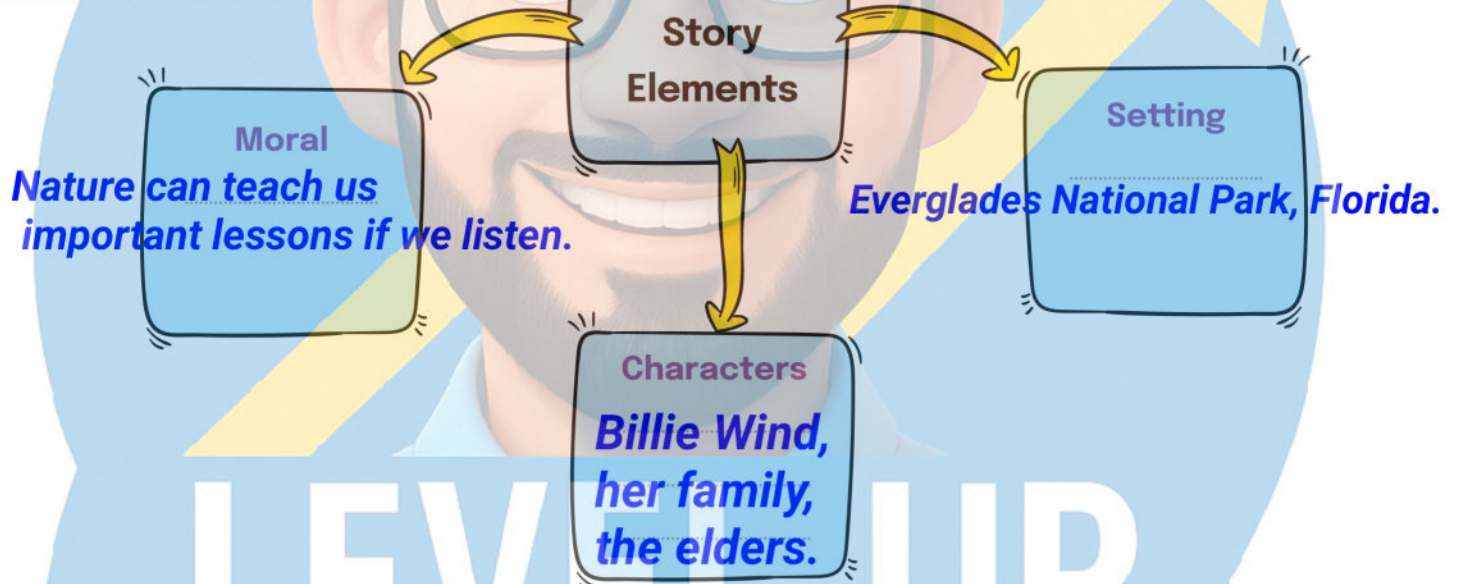
7 Look and complete the mind map.



## Billie Wind

**Problem** – Billie didn't believe the Earth could talk.

**Solution** – She learned from nature.



8 Write a new ending for the story.

Billie didn't go to the Everglades.

**She stayed at home and never learned how nature could teach her. She still thought the Earth could not talk. One day, a big storm damaged the village, and she realized she didn't know how to survive. Then she wished she had listened to the elders and gone to the Everglades.**



# Glossary of Words and Phrases

Category	Word	Definition
Nature	Trunk	The main, thick part of a tree
	Stump	The bottom part of a tree that stays in the ground after cutting
	Branch	A part that grows from a tree's trunk where leaves grow
	Shade	A dark shadow created when sunlight is blocked
	Crown	A special hat worn by kings or queens
	Leaf	A flat, green part of a plant or tree
	Pond	A body of water, usually smaller than a lake
	Well	A deep hole dug in the ground to find water
	Flies	Small insects with thin wings
	Leaped	Jumped high and far in one movement
	Peaceful	Calm and quiet
	Safely	Protected from danger
Health	Fit	Being healthy and strong through exercise
	Muscles	The part in your body that helps you move
	Lungs	Organs in your chest that help you breathe
	Stressed	Feeling unhappy or tired
	Mental health	How you feel and think
	Heart	Organ that pumps blood in the body
	Blood vessels	Tubes that carry blood
Food and Culture	Koshari	A tasty Egyptian meal made with rice, pasta, lentils, and sauces
	Recipe	A set of steps for preparing food
	Ingredients	The items used to make a dish
	Onions	A vegetable often used in cooking, especially for crispy topping in Koshari
	Pasta	A type of food made from flour and water, usually shaped into noodles
	Lentils	Small legumes used in many Egyptian dishes
	Chickpeas	A round, beige legume used in Koshari and other meals
	Basbousa	A traditional Middle Eastern dessert made from semolina and syrup



<b>Community</b>	<b>Restaurant</b>	A place where people go to eat food
	<b>Supermarket</b>	A large store where people buy groceries
	<b>Club</b>	A place where people play sports and socialize
	<b>Bakery</b>	A place where bread, cakes, and pastries are made
	<b>Coffee shop</b>	A place to relax and drink coffee
	<b>Theme park</b>	A place with rides and games for fun
	<b>Village</b>	A small community or group of houses
<b>Natural Resources</b>	<b>Minerals</b>	Natural substances found in the earth
	<b>Cotton</b>	A soft fiber used to make cloth
	<b>Fossil fuel</b>	Fuels like coal and oil formed from ancient remains
	<b>Soil</b>	The top layer of earth in which plants grow
	<b>Electricity</b>	Power used to run machines and lights
	<b>Sunlight</b>	Light from the sun, important for life
	<b>Wind</b>	Moving air that can be used for energy
<b>Weather</b>	<b>Sandstorm</b>	A severe wind that carries sand through the air
	<b>Thunder storm</b>	A storm with lightning and thunder
	<b>Flood</b>	A large amount of water covering dry land
	<b>Drought</b>	A long time without rain
	<b>Wildfire</b>	A fire that spreads quickly in forests
	<b>Heatwave</b>	A period of extremely hot weather
	<b>Khamsin</b>	A hot, dry, and dusty wind in Egypt
<b>Project Types</b>	<b>Flyer</b>	A short printed paper used to give information or advertise something
	<b>Menu</b>	A list of food and drinks you can choose from at a restaurant or coffee shop
	<b>Poster</b>	A large printed paper used to display information visually
	<b>Collage</b>	A piece of art made by sticking pictures together



Literature	<b>Story</b>	A narrative with characters, setting, and events
	<b>Moral</b>	The lesson or message in a story
	<b>Characters</b>	The people or animals in a story
	<b>Setting</b>	The time and place where a story happens
	<b>Plot</b>	The sequence of events in a story
	<b>Climax</b>	The most exciting part of the story
	<b>Ending</b>	How the story finishes
	<b>Narrative</b>	A type of writing that tells a story
General	<b>Important</b>	Something that matters a lot
	<b>Role</b>	The part someone or something plays in a situation
	<b>Help</b>	To make something easier or better
	<b>Protect</b>	To keep something safe from harm
Writing Types	<b>Paragraph</b>	A group of sentences about one idea
	<b>First-Person Narrative</b>	Writing from the "I" perspective (e.g., Ali's story about his health habits)
	<b>Object-Perspective Narrative</b>	Writing from the point of view of a non-living thing (e.g., mining materials)
	<b>Fiction Story</b>	Imaginative writing with characters, setting, plot, climax, and ending
	<b>Non-Fiction Text</b>	Real information about people, jobs, or places (e.g., healthcare workers)
	<b>Descriptive Paragraph</b>	Describing people, places, or ideas using adjectives and details
	<b>Research Notes</b>	Brief facts gathered for writing about a city or topic
	<b>Story Summary</b>	Retelling the story in brief with beginning, middle, and end



# English

## Primary 5 - Term 1

Academic Year: 2025/2026

*No part of this publication may be reproduced, stored in a retrieval system, or transmitted in any form or by any means—electronic, photocopying, recording, or otherwise—without prior written permission of the Ministry of Education and Technical Education.*

### Editorial Note

This work was made through the contributions of a diverse team of professionals with various academic and institutional backgrounds (including, but not limited to, university professors, teachers, subject matter experts, and specialized international organizations).

Their contributions spanned multiple phases of the project, including consultation, content development, and quality enhancement.

Developed and produced with the participation of  
the Content Department Team

at Selah El Telmeez Publishing and Printing Company.

### Reviewed by:

Prof. Zeinab El-Naggar

Prof. Attia El-Sayed

Prof. Nagwa Younis

Dr. Mai Kamal

Ms. Amira Awaad

### The Central Administration for Curriculum Development:

Ms. Eman Mahmoud Youssef

Dr. Amira Fawzy Ahmed

Ms. Rabab Abdelaziz Zidan

Dr. Ghada Elsayed Mohammed

### General Supervision

Dr. Akram Hassan Mohammed

*Assistant to the Minister for Curriculum Development*

*Supervisor of the Central Administration for Curriculum Development*

عدد الصفحات	ألوان الكتاب	ورق الغلاف	ورق المتن	مقاس الكتاب
١٢٠	٤ ألوان	١٨٠ جرامًا	٧٠ جرامًا	٢٧ × ١٩ سم

سلاح التلميذ



All Rights Reserved ©Ministry of Education and  
Technical Education–2025/2026



تطبيق



مذكرات جاهزة للطباعة

لتحميل الملفات التعليمية مجاناً للمعلم والطالب

مذكرات وملازم / مراجعات وملخصات / امتحانات / كتب الوزارة /  
أدلة المعلم / دفاتر التحضير / سجلات مدرسية / أوراق تأسيس

امسح الكود بموبايلك علشان تقدر تثبت التطبيق

وتقدر ف أي وقت تحمّل ال نفسك فيه ببلاش

هيغنيك عن البحث والجروبات والقنوات الكثيرة

