

كونكت بلس جریدا ترم تانى



Connect Plus

Grade 1





Unit 7

Let's go shopping.

هيا نتسوق.

Objectives

Vocabulary المفردات الثقوية

clothes: sweater, skirt, T-shirt, socks, pants, shoes, dress, cap, gloves, shirt, scarf

Language اللغة

What is this/ that? - This/That is a (sweater).
What are these/ those? - These/ Those are (socks).
It makes me happy. I need/I want
What are you wearing? - I'm wearing (a sweater).
These are mine. Those are his.

Reading القراءة

Today, I'm wearing ...

Phonics الصوتيات

ir : skirt, shirt, T-shirt
ur: fur, curl

Life skills مهارات الحياة

self-management: Deciding needs and wants
Critical thinking : Distinguishing differences and similarities

Values القيم

Respect for diversity /Respecting different jobs:
Different uniforms for different jobs

Integrated cross curriculum topics موضوعات متكاملة مع مناهج الحرف

Industry: A T-shirt is made from cotton.
Wider World: clothes for different jobs

Lessons 1,2 Vocabulary

Part 1

Look, listen and read.

انظر واستمع وقرا.





السؤال عن اللون
للإجابة

What color is the dress?
The dress is orange.



انظر واكتب.

Look and write.

What is this?



What is that?



Read and match.

1. What is this?

That is a skirt.

2. What are those?

These are gloves.

3. What is that?

This is a sweater.

4. What are these?

Those are socks.



Notes for parents

Ask your child to look at the pictures and write the correct answer.

اطلب من طفلك أن ينظر إلى الصور ويضع إلى الكلمات ثم يقرأها.

Ask your child to read the questions and match them with the suitable answers.

اطلب من طفلك أن يقرأ الأسئلة و يمتطها بالإجابات المناسبة.

dress	فستان
go shopping	يذهب للتسوق
on vacation	في إجازة
need	يحتاج
want	يريد
color	لون
blue	أزرق
green	أخضر

red	أحمر
orange	برتقالي
brown	بني
yellow	أصفر
black	أسود
purple	بنفسجي
pink	وردي
white	أبيض

Read and say.



What is this?
This is a skirt.




What is that?
That is a sweater.

السؤال عن الاسم المفرد القريب تقول:
ما هذا - هذا - هذ
وللإجابة

What is this?
This is (اسم الشيء).....
It is (It's) a/an (اسم الشيء).....

السؤال عن الاسم الجمع القريب تقول:
ما هؤلاء?
وللإجابة

What are those?
These are + (اسم الأشياء).....
They are (They're) + (اسم الأشياء).....



What are these?
These are gloves.



What are those?
Those are pants.

السؤال عن الاسم المفرد البعيد تقول:
ما ذلك - ذلك - ذلك
وللإجابة

What is that?
That is a/an (اسم الشيء).....
It is (It's) a/an (اسم الشيء).....

السؤال عن الاسم الجمع البعيد تقول:
ما أولئك?
وللإجابة

What are those?
Those are (اسم الأشياء).....
They are (They're) (اسم الأشياء).....

Look, listen and say.

نظروا واسمعوا وقولوا



sweater



jacket



skirt



T-shirt



socks



pants



shoes



cap



shirt



gloves



scarf



dress



sunglasses



gray



clothes



vacation



mine



teddy bear

Vocabulary & Expressions (SB Pages 3 - 4) (AB Pages 3 - 4)

clothes	ملابس
sweater	بلوفر
skirt	جديبة - جولة
jacket	جاكيت
T-shirt	تي شيرت
clothes	ملابس
sunglasses	نظارة شمسية
mine	مناقي - لي

teddy bear	لبي لعبية
socks	جوارب (شراب)
pants	بنطالون
shoes	حذاء
cap	طانية (كاب)
shirt	قميص
gloves	قفازات
scarf	شال - تويلية

Lessons 3,4 Needs and wants

Look, listen and read.




doll



kite



flower



sheep



teddy bear



water



bread



grass


Vocabulary & Expressions (58 Pages 5 - 6) (All Pages 5 - 6)

doll	عروسة
kite	طائرة ورقية
sweater	بلوفر
shoes	حذاء
water	ماء
bread	خبز
teddy bear	ذئب دمى
chocolate	شيكولاتة
hat	قبعة - طاقية
jacket	جاكيت
T-shirt	تي شيرت
dress	فستان


need	يحتاج
want	يريد
grass	عشاشق
meat	لحم
milk	لبن
baby	طفل رضيع
flower	زهرة
sheep	خروف
pants	بنطون
scarf	شال
socks	جوارب (شرابات)
gloves	قفلات

7 Look and write.


النظر والكتابة



This is a



That is a



These are

8 Mark the correct answer.

1. These are my shoes.



Yes

No

2. This is a skirt.



3. Are those pants?



4. Is that a scarf?



9 Copy the following sentence in your best handwriting:

This is my T-shirt.

.....

4 Match.

1. T-shirt

2. gloves

3. shoes

4. sunglasses

5. shirt



5 Underline the correct words in brackets.

1. What is (they - these - this)?
2. We are going (in - on - at) vacation.
3. What (am - is - are) these?
4. What is (that - this - those)? That is a skirt.
5. (This - It - These) are pants.
6. This (am - is - are) a dress.
7. What are those? (It - They - These) are socks.
8. (It - Those - These) is a jacket.

6 Re-arrange the sentences/ questions.

1. skirt - orange - It's - an.

2. are - What - these?

Activities on Part 1

1 Look and tick (✓).

ضع علامة (✓).

- 

That is a scarf.
This is a jacket.
- 

Those are socks.
These are shoes.
- 

This is a skirt.
That is a shirt.

2 Point to and identify the object.

أشير إلى وحدد الشيء.

- dress

		
---	---	---
- pants

		
---	---	---
- sweater

		
--	--	--

3 Circle and write.

ضع دائرة واكتب.

- 

s
n
e

__arf
- 

i
g
w

__ray
- 

f
s
c

__ap

2. Read and complete.

اقرأ واكمل.


1. Is this your jacket? Yes, it's mine.



2. Is this his sweater? Yes, it's



3. Are these your hats? Yes, they're



4. Is this your scarf? Yes, it's




5. Are these their shoes? Yes, they're



6. Are these her socks? Yes, they're



7. Are these your pants? Yes, they're



Ask your child to read the questions and complete the answers.
اطلب من طفلك ان يقرأ الأسئلة ويكمل الاجابات.

هذا السؤال بـ (هل هذا الشيء ملكك) و+ يكون الضم مفرد تبدأ بـ
Is this + possessive adjective?

وتكون الإجابة بـ

Yes, it's + possessive pronoun

No, it isn't + possessive pronoun

e.g: Is this your jacket.

Yes, it's mine.

Is this her scarf?

No, it isn't hers.

هذا السؤال بـ (هل هذه الأشياء ملكك) وتكون هذه الأشياء اسم جمع قريب تبدأ بـ
Are these + possessive adjective?

وتكون الإجابة بـ

Yes, they're + possessive pronoun

No, they aren't + possessive pronoun

e.g: Are these your socks?

Yes, they're mine.

Are these his pants?

No, they are not his.

هذا السؤال بـ (هل هذه الأشياء ملكك) وتكون هذه الأشياء اسم جمع بعيد تبدأ بـ
Are those + possessive adjective?

وتكون الإجابة بـ

Yes, they're + possessive pronoun

No, they aren't + possessive pronoun

e.g: Are those your socks?

Yes, they're mine.

Are those his pants?

No, they are not his.

1. Look and write (need - want).

1. I water.



4. I a doll.



2. I a kite.



5. I food.



3. I bread.



6. I pants.



27



Language use

need/ want

(need) نحتاج من شيء نحتاجه ويكون ذلك معناه في حياتنا بسبب عدم وجود هذا الشيء.

e.g: I'm hungry. I **need** bread.

I'm thirsty. I **need** water.

I'm cold. I **need** a sweater.

(want) نريد من شيء نعلقبه ولكن لن نبحث معناه في حياتنا بدون هذا الشيء.

e.g: I **want** a doll.

I **want** a kite.

I **want** chocolate.

2. Personal pronouns/ possessive adjectives/ pronouns

الشخصيات الشخصية - صفات الملكية - ضمائر الملكية

Personal pronouns	Possessive adjectives	Possessive Pronouns	ملكي
I	أنا my	لي mine	ملكتي
You	أنت your	لك yours	ملكته
He	هو his	له his	ملكها
She	هي her	لها hers	ملكته
It	هو/هي (الحيوان العاقل)	له/لها (الحيوان العاقل)	ملكنا
We	نحن our	لنا ours	ملككم
You	أنتم/كنهن	لهم/لكنهم yours	ملكهم
They	هم their	لهم theirs	

e.g: This is my sweater.

It's mine.

These are our shoes.

They're ours.

This is his shirt.

It's his.

These are your pants.

They're yours.

This is her skirt.

It's hers.

What do you need? What do you want? Look, sort and write.

ماذا تحتاج؟ ماذا تريد؟ انظر ومنتق واكتب.



I want

I need

a doll
a sweater
a teddy bear
bread

a kite
shoes
water
chocolate

Help for parents

Help your child look at the pictures and sort what he/she needs and what he/she wants and then write.

ساعد طفلك ان ينظر الى الصور ويصنفها ماذا يحتاج وماذا يريد ثم يكتب تكتب.

3. Look and circle.

انظر وضع دائرة.



1 This is my T-shirt.
It's mine / my.



2 This is your jacket.
It's your / yours.



3 This is his cap.
It's he / his.



4 This is her dress.
It's hers / her.



5 These are our gloves.
They're our / ours.

Notes for parents


Ask your child to look at each picture and circle the correct answer.
اطلب من طفلك أن ينظر إلى الصورة ويضع دائرة حول الإجابة الصحيحة.

3 Match.

1. meat



2. flowers



3. milk

4. grass



5. A bee

4 Underline the correct words in brackets.

1. A baby needs (grass - milk - meat).

2. I (need - want - eat) a doll.

3. I (need - want - eat) a sweater.

4. Are (it - these - this) your hats?

5. (Are - Is - Am) this your T-shirt?

6. Yes, (they - I - it) is mine.

7. (Are - Is - Am) those her socks?


8. A sheep needs (meat - milk - grass).

3 Match.

1. meat



2. flowers



3. milk

4. grass



5. A bee

4 Underline the correct words in brackets.

1. A baby needs (grass - milk - meat).

2. I (need - want - eat) a doll.

3. I (need - want - eat) a sweater.

4. Are (it - these - this) your hats?

5. (Are - Is - Am) this your T-shirt?

6. Yes, (they - I - it) is mine.

7. (Are - Is - Am) those her socks?

8. A sheep needs (meat - milk - grass).

Activities on Part 2

1 Mark the correct answer.

- | | | Yes | No |
|-------------------------|---|--------------------------|--------------------------|
| 5. They're my clothes. |  | <input type="checkbox"/> | <input type="checkbox"/> |
| 6. I want a doll. |  | <input type="checkbox"/> | <input type="checkbox"/> |
| 7. They're our pants. |  | <input type="checkbox"/> | <input type="checkbox"/> |
| 8. Are those her shoes? |  | <input type="checkbox"/> | <input type="checkbox"/> |

2 Point to and identify the object.

- | | | | |
|--------------|--|---|---|
| 1. chocolate |  |  |  |
| 2. A T-shirt |  |  |  |
| 3. A baby |  |  |  |

إثبات Affirmative	لغي Negative	استفهام Interrogative
I am eating.	I am not eating.	Am I eating
You are eating.	You aren't eating.	Are you eating
He, She, It is eating.	He, She, It isn't eating.	Is he, she, it eating ..?
We are eating.	We aren't eating.	Are we eating
You are eating.	You aren't eating.	Are you eating
They are eating.	They aren't eating.	Are they eating

Abbreviations

المختصرات

I am (I'm) - He is (He's) - She is (She's) - It is (It's)

We are (We're) - You are (You're) - They are (They're)

(Wh) questions

أدوات الاستفهام

What (ما - ماذا) تسأل عن الاسم غير العاقل

A. What is she wearing?

B. She is wearing a skirt.

Who (من) تسأل عن الاسم العاقل

A. Who is wearing the yellow coat?

B. The girl.

What color ...? ما لون ...؟

A. What color are the girl's socks?

B. They're white.

Language use

فعل يكون Verb to be

TO BE



Present Continuous Tense

زمن المضارع المستمر

am, is, are + inf. +-ing

Present continuous is used for things happening at the time of speaking.

يستخدم زمن المضارع المستمر للتعبير عن أشياء تقع في وقت الحديث.

- ↳ I'm wearing my favorite clothes.
- ↳ She is wearing a sweater.
- ↳ We are wearing hats.
- ↳ Is he wearing a striped scarf? Yes, he is. No, he isn't.
- ↳ Are they wearing blue pants? Yes, they are. No, they aren't.
- ↳ Who is wearing black shoes? The girl.
- ↳ What is she wearing? She is wearing a dress.
- ↳ What are they wearing? They are wearing jackets.
- ↳ What color is the girl's dress? It's red.
- ↳ What color are the girl's gloves? They're purple.


Lessons 5-8 Learn words

Part 3 (lessons 5,6,7,8)




Look, listen and read.


نظروا واسمعوا واقرأوا




plain



striped



spotty



checked



cotton



woolen



coat



wear



dotted



clothes



hat



scarf



shoes



skirt



sweater

Vocabulary & Expressions (SB Pages 7 - 10) (AB Pages 7 - 10)

plain	ساده
striped	مخطط - مخطط
spotty	مخطط
checked	نقوش (مربعات) (مربعات)
cotton	قطن
hat	قبعة
scarf	شال - ثوبية
sweater	بشور

woolen	صوفية
coat	معطف - بالطو
wear	يرتدي
dotted	مخطط
clothes	ملابس
shoes	حذاء
skirt	جيبية - جواربة
light x dark	فاتح - بظلمة



Ask your child to listen to the words and read them, then say them.

اطلب من طفلك أن يستمع إلى الكلمات ويقرأها ثم يرددها.

5 Re-arrange the sentences/ questions.


1. lion - meat - A - needs.

2. jacket - This - your - is.

6 Look and write.



These are my



A bee needs



This is her

7 Mark the correct answer.

1. It's his cap.



Yes

No

2. This doll is hers.



3. Are these shoes?



4. It's a teddy bear.



Read and complete, then color.

are - hot - Those - wearing

Nahla is wearing her favorite clothes.

She is wearing a blue jacket.

She's wearing a red

These her gloves. They're yellow.

..... are her shoes. They're red.



Read and write.




What is he wearing?

He's wearing a checked shirt.



What is she wearing?

She's wearing



What are they wearing?



What is she wearing?



Ask your child to look at the picture and read the sentences, then color the picture.

اطلب من طفلك أن ينظر إلى الصورة ويقرأ الجمل ثم يلوّن الصورة.

Look at the pictures. Say and find the differences.

انظر إلى الصور وأل والتشابه الاختلافات.



She is wearing a blue coat.



She is wearing a green coat.



Ask your child to look at the pictures and say what he/she can see, then find the differences between the two pictures.

اطلب من طفلك أن ينظر إلى الصور ويقول ماذا يستطيع أن يرى ثم يكتشف الاختلافات بين الصورتين.

Look, read and color.

انظر واقرأ وأل.

Nancy is wearing green pants and blue gloves.

She is wearing a red hat and a yellow jacket.

Her scarf is red.



Ask your child to look at the picture and read the sentences, then color the picture.

اطلب من طفلك أن ينظر إلى الصورة ويقرأ الجمل ثم يلوّن الصورة.

Read again and circle.

اقرأ مرة أخرى وضع دائرة.

1. Is he wearing a striped scarf?
Yes, he is. / No, he isn't.
2. Who is wearing blue gloves?
The boy. / The girl.
3. Is his sister wearing a blue jacket?
Yes, she is. / No, she isn't.
4. What color are the girl's gloves?
They're green. / They're yellow.




Look, answer then write.




What's she wearing? She is wearing
She is wearing
She is wearing
She is wearing

Look, circle and write.

n checked d plain m striped f woolens l cotton f spotted j d



checked



Look and read. Find the clothes.



I'm wearing my favorite clothes.

This is my striped scarf. It's blue and yellow. I'm wearing a sweater.

These are my gloves. They're blue.

This is my sister. She's wearing a blue jacket and blue pants.

Notes for parents

Ask your child to read the sentences and find the clothes name.

اطلب من طفلك أن يقرأ الجمل ويحدد أسماء الملابس.

Lesson 9 Phonics

Part 4

Learn Phonics with Busy Bee.



Look and listen.

ir



hair
شعر



skirt
جوببة - جورثة



shirt
قميص

ur



curly
موج



fur
فرو



curl
تجعيد الشعر

Write and say.

1. All is wearing a



2. The cat has black



3. They are wearing



4. Look at her



6 Underline the correct words in brackets.

1. She's (those - wearing - these) her gloves.
2. (His - It - I) T-shirt is gray.
3. Is (we - they - he) wearing a cap?
4. Are (it - they - she) wearing blue pants?
5. (What - Where - Who) is wearing a green skirt? The girl.
6. Aysel (am - is - are) wearing a checked dress.
7. (These - This - It) are my shoes.
8. He is wearing a brown (gloves - socks - jacket).
9. (Where - What - What) is she wearing? She's wearing a red coat.

7 Look and write.



He's wearing green



She's wearing a dress.



Her sweater is

3 Rearrange the sentences/ questions.

1. are - gloves - These - my.
.....
2. he - wearing - a - shirt - is - brown?
.....
3. socks - What - the - color - are?
.....
4. coat - is - a - She - wearing - blue.
.....

4 Complete the sentences with words from the list.

These - Her - scarf - my - are - striped

1. I'm wearing favorite clothes.
2. These his shoes.
3. dress is red.
4. He's wearing a shirt.
5. are their socks.
6. She's wearing a yellow

5 Complete the words.



g_oves



sk_rt



_weater




pan_s

Activities on Part 3

1 Mark the correct answer.

- | | Yes | No |
|--|--------------------------|--------------------------|
| 1. His hat is red.  | <input type="checkbox"/> | <input type="checkbox"/> |
| 2. Is he wearing gloves?  | <input type="checkbox"/> | <input type="checkbox"/> |
| 3. Adel is wearing white socks.  | <input type="checkbox"/> | <input type="checkbox"/> |
| 4. Is Rana wearing a blue dress?  | <input type="checkbox"/> | <input type="checkbox"/> |

2 Point to and identify the object.

- | | | | |
|------------|--|---|---|
| 1. cotton |  |  |  |
| 2. checked |  |  |  |
| 3. woolen |  |  |  |

Connect with Industry

Vocabulary (SB Page 11 - AB Page 11)

cotton	قطن	flour	دقيق
fabric	نسيج قماش	wheat	قمح
wool	صوف	bread	خبز
flower	زهرة	wood	خشب
plants	نباتات	wear	يرتدي

Listen and complete.



- * A T-shirt is made of fabric. تي شيرت مصنوع من القماش.
- * Fabric is made from cotton. القماش مصنوع من القطن.



- * Bread is made from flour. الخبز مصنوع من الطحين (الدقيق).
- * Flour is made from wheat. الدقيق مصنوع من القمح.

Listen to parents

1. Ask your child to look at the pictures and listen to the words.
اطلب من طفلك أن ينظر إلى الصور ويسمع إلى الكلمات.
2. Ask your child to listen to the sentences and complete the missing parts.
اطلب من طفلك أن يسمع إلى الجمل ويكمل الأجزاء المفقودة.

Lessons 10-12 Wider world

Part 5

Learn Phonics with Busy Bee.



Look and listen.

انظر واسمع.



firefighter



chef



doctor



journalist



checked



striped




pants



jacket



coat



hat

Vocabulary (SB Pages 12 - 14) & (AB Pages 12 - 14)

firefighter	رجل إطفاء
chef	طباخ
doctor	طبيب
journalist	صحفي
coat	بالتو - معطف
hat	قبعة

checked	تو مربعات (كأروحات)
striped	مخطط - مخطط
dark	داكن اللون - لثام
light	فاتح اللون
pants	بنطلون
jacket	جاكيت

4 Re-arrange the sentences/questions.

1. curly - She - hair - has.

2. a - wearing - is - shirt - He - white.

3. cotton - made - is - Fabric - from.

4. have - Cats - fur.

5. is - from - Flour - wheat - made.

6. are - skirts - They - wearing.

5 Mark the correct answer.

	Yes	No
1. Wheat is made from flour.	<input type="checkbox"/>	<input type="checkbox"/>
2. Bread is made from wool.	<input type="checkbox"/>	<input type="checkbox"/>
3. Flour is made from water.	<input type="checkbox"/>	<input type="checkbox"/>
4. A skirt is made of fabric.	<input type="checkbox"/>	<input type="checkbox"/>

Activities on Part 4

1 Complete the words.

1.



_heat

2.



T-shi_t

3.



c_rly

2 Point to and identify the object.

1. cotton



2. fabric



3. wool



3 Write and say.

flour - fur - T-shirt - skirt - hair

1. A is made of fabric.



2. Bread is made from



3. She has curly




4. She's wearing a red



3 Complete the words.



s_riped



_at



_weater



pan_s

4 Underline the correct words in brackets.

1. A (firefighter - doctor - chef) is wearing a yellow hat.
2. Jana is a (journalist - chef - firefighter) wearing a white hat.
3. A journalist (am - is - are) wearing black pants.
4. A doctor is (wear - wears - wearing) a white coat.
5. (Am - Is - Are) a doctor wearing black pants?
6. Is Ali wearing blue pants? No, he (is - isn't - aren't).
7. He's wearing a blue (skirt - dress - shirt).
8. (Dina - We - I) is a chef.
9. Is Reem (eating - wearing - going) a dark jacket?
10. He is wearing black (wood - wool - shoes).
11. (What - Where - Who) is she wearing? A green dress.
12. (They - Fares - We) is wearing a black jacket.





4 Re-arrange the sentences/questions.

1. a - is - hat - She - wearing - red.


2. journalist - Reem - a - is.

Activities on Part 5

1 Mark the correct answer.

- | | | Yes | No |
|--|---|--------------------------|--------------------------|
| 1. Mona is a firefighter. |  | <input type="checkbox"/> | <input type="checkbox"/> |
| 2. Dad is a chef. |  | <input type="checkbox"/> | <input type="checkbox"/> |
| 3. Adel is wearing a hat. |  | <input type="checkbox"/> | <input type="checkbox"/> |
| 4. A journalist is wearing a white coat. |  | <input type="checkbox"/> | <input type="checkbox"/> |

2 Point to and identify the object.

- | | | | |
|---------------|--|---|---|
| 1. journalist |  |  |  |
| 2. doctor |  |  |  |
| 3. coat |  |  |  |

Look, listen and read.



1. Fares is a firefighter. He is wearing a black jacket and black pants. He is wearing a yellow hat.



2. Dina is a chef. She is wearing a white jacket and a white hat. She is wearing blue and white checked pants.



3. Tamer is a doctor. He is wearing a blue shirt and a white coat.



4. Reem is a journalist. She is wearing black pants and a black jacket.

Look, listen and read.

1. Is Fares wearing a dark jacket? Yes, he is.
2. Is Fares wearing a blue hat?
3. Is Dina wearing a checked hat?
4. Is Reem wearing a black skirt?
5. What is the color of Reem's jacket?
6. What is Tamer wearing?

Look, listen and read.



1. Fares is a firefighter. He is wearing a black jacket and black pants. He is wearing a yellow hat.



2. Dina is a chef. She is wearing a white jacket and a white hat. She is wearing blue and white checked pants.



3. Tamer is a doctor. He is wearing a blue shirt and a white coat.



4. Reem is a journalist. She is wearing black pants and a black jacket.

Look, listen and read.

1. Is Fares wearing a dark jacket? Yes, he is.
2. Is Fares wearing a blue hat?
3. Is Dina wearing a checked hat?
4. Is Reem wearing a black skirt?
5. What is the color of Reem's jacket?
6. What is Tamer wearing?

3. Read and write need or want.

1. I'm thirsty. I water.
2. I a new teddy bear.
3. It's cold. I a jacket.
4. I a lollipop.

4. Read and match.


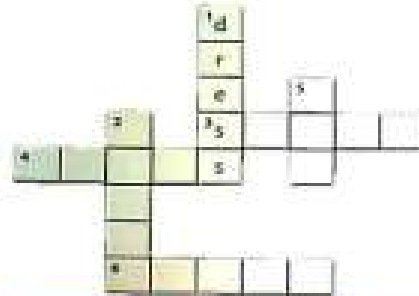
go jar veg ket
sh Tu r
ha t
sh tra vr
abo di ks
twoo es ter

Notes for parents

1. Ask your child to look at the pictures and complete the crossword.
اطلب من طفلك أن ينظر إلى الصور ويكمل الكلمات المتقاطعة.
2. Ask your child to read the questions and complete the answers.
اطلب من طفلك أن يقرأ الأسئلة ويكمل الإجابات.
3. Ask your child to read the sentences and write need or want.
اطلب من طفلك أن يقرأ الجمل ويكتب.
4. Ask your child to match the halves of the words.
اطلب من طفلك أن يوصل النصف الكلمات.

Theme 1: All about me

1. Look and complete.



2. Read and write.

1. What is he wearing?
He's wearing pants and a



2. What is she wearing?
She's wearing a



3. What is this?
.....



4. What are these?
.....



Review on unit 7

Now I know....

Vocabulary



sweater
بلوزة



jacket
جاكيت



skirt
حبيبة - حوالة



T-shirt
تيشرت



socks
جوارب



pants
بنطالون



shoes
حذاء



cap
طاقية (كاب)



shirt
قميص



gloves
قفازات (جوانتري)



scarf
شال




dress
فستان



sunglasses
نظارة شمسية



gray
رمادي



clothes
ملابس



vacation
إجازة - عطلة



mine
ملكي - لي



teddy bear
لب لعبة

3. a - is - firefighter - Fares.

4. black - he - shirt - wearing - is - a?

5. Tamer - doctor - a - is.

6 Look and write.



He's a



She's a



He's a

7 Copy the following sentence in your best handwriting:

Dina is wearing a checked hat.

.....
.....

8 Re-arrange the sentences/ questions.

1. cap - orange - The - is.

2. sweater - This - a - is.

3. are - What - those?

4. a - I - kite - want.

5. baby - milk - A - needs.

6. hat - is - your - this?

7. shirt - wear - striped - I - my.

8. dress - a - Aysel - wearing - pink - is.


9. curly - has - She - hair.

10. from - Fabric - made - cotton - is.


11. a - is - Retaj - journalist.

12. are - Her - black - shoes.

6 Look and write.



A T-shirt is made of She's wearing a checked



..... is made from flour.

7 Look and tick.



This is a dress.
They're hats.



I want a doll.
I need shoes.



She's wearing a blue sweater.
She's wearing a yellow sweater.

3 Match.



sunglasses



kite



bread



jacket




firefighter



4 Circle and write.

1.



t
s
c

__urly

2.



l
j
m

__ournalist

3.



f
w
p

__lour

5 Underline the correct words in brackets.

1. A (lion - bee - baby) needs flowers.
2. (Who - Where - What) is wearing a spotty scarf? The girl.
3. What is (that - these - those)?
4. What (am - is - are) those?
5. I (need - want - eat) a teddy bear.
6. Cotton comes from (bread - wheat - plants).
7. This is my cap. It's (your - mine - hers).
8. Is he wearing a blue shirt? Yes, he (am - are - is).

Activities On Unit 7

1 Complete the words.



m__t



p__ts



ch_c_late



d_ct_r



j_ck_t



s_ngl_sses

2 Read and circle.

1. cotton



2. striped



3. gloves





Unit
8

Off To Work

إلى العمل

Look, listen and say.

انظر و استمع و قل



store



bakery



cake



baker



mix



flour



sugar



butter



vanilla



milk



pan



cup



stir



teaspoon

Vocabulary & Expressions (SB Pages 3 - 4) & (AB Pages 3 - 4)

store	متجر - محل
bakery	مخبز
cake	كعك - كعكة
bread	خبز
delicious	لذيذ الطعم
small	قروح منه راحة
sugar	سكر
butter	زبدة
egg	بيضة
vanilla	فانيليا
pan	مطبخ - وعاء الطهي
Look!	انظرا
sell	بيع
Let's ...	لينا بنا ...

flour	طحين
baking powder	مسحوق الخبز
milk	حليب (الحليب)
cup	كوب
teaspoon	معلقة صغيرة
add	يضيف
mix	يخلط
stir	يقلب
put in	يضع في
bake	يخبز
What else...?	وماذا ايضا ...?
make	يصنع
minute	دقيقة
need	يحتاج



Help your child listen to the new words and say them correctly.

ساعد طفلك في الاستماع الى الكلمات الجديدة وارتبدها بشكل صحيح.

Lesson 1 Vocabulary

Part 1

Look, listen and read.

انظر واستمع واقرأ.



Notes for parents

Help your child look at the pictures, listen to the questions and sentence, then repeat them.

ساعد طفلك في النظر إلى الصور، ثم الاستماع إلى الأسئلة والجملة وتكرارها.

Objectives

Vocabulary المفردات اللغوية

jobs: teacher, engineer, doctor, nurse, firefighter, dentist, police officer, baker, architect, carpenter, chef, journalist, farmer, places to work: hospital, farm, police station, school
verbs: help, teach, look after (animals), check (teeth), make, work

Language اللغة

I'm a (student). - He's a (dentist).
She's a (vet). - They are (doctors).
My mom works a hospital. She goes to work at seven o'clock.

Reading القراءة

Making bread together; Helping others.

Phonics الصوتيات

ar : farm, farmer, star, car, shark
igh: firefighter, night, high, sight

Life skills مهارات الحياة

Respect of diversity: Different people doing different jobs
Decision-making : Selecting the best choice

Values القيم

Cooperation/ Perfection: Doing your work well

Issues and challenges الموضوعات والتحديات

Community participation : Helping others; Making bread together
Technological awareness: Technology at work

Integrated cross curriculum topics الموضوعات المتكاملة مع مناهج أخرى

Social Science: Places where people work,
Technology : Technology at work

6 Re-arrange the sentences/ questions.

1. for - minutes - Bake - 35.

2. store - What's - this?

3. the - and - eggs - Mix - butter - the.

4. sugar - butter - Add - and.


5. make - Let's - a - cake.

6. smells - cake - The - delicious.

7 Look and write.



Add the and stir.



It's a



A makes cakes.



Put the mix in a



7. Ask your child to look at the pictures and write the missing parts.

طلب من طفلك أن ينظر إلى الصور ويكتب الأجزاء المفقودة.

3 Circle and write.

ضع دائرة واكتب.

1.  v
a
g
_anilla

2.  h
b
f
_akery

3.  z
s
m
_ilk

4 Match.

1. mix
2. teaspoon
3. butter
4. flour
5. pan



5 Underline the correct words in brackets.

1. What (am - are - is) this store?
2. A (doctor - baker - firefighter) makes and sells cakes.
3. A baker makes (bread - teaspoon - cup).
4. It (sells - smells - sleeps) delicious!
5. We need (fish - firefighter - flour) to make a cake.
6. A (baker - journalist - teacher) makes cakes and bread.
7. We need (meat - bees - eggs) and butter to make a cake.
8. Let's (play - make - wear) a cake.
9. (Go - Need - Add) sugar and baking powder.
10. Put it (on - of - in) a pan.

Activities on Part 1

1 Look and tick ☑.

ضع علامة ☑.

1.



This is bread.

This is sugar.

2.



This is a store.

This is a teaspoon.

3.



She is a baker.

She is a firefighter.

2 Point to and identify the object.

أشهر إلى وحدة الشيء.


1. cake



2. baking powder



3. add



Notes for parents

2. Ask your child to point to the suitable picture to the given word.

اطلب من طفلك أن يشير إلى الصورة المناسبة لطرفا لتسمية العطار.

Let's make a cake!

1. Listen and tick.

2. Now read.

I need

1 cup sugar.



1/2 cup butter



2 eggs



2 teaspoons vanilla



1 1/2 cups flour



1/2 cup milk



2 teaspoons baking powder



Let's make a cake.



Mix the butter and sugar.



Add the eggs and vanilla.




Add the milk and stir.

Add the flour and baking powder.



Put it in a pan.

Bake for 35 minutes.



Tips for parents

1. Ask your child to listen to find out which of the ingredients that we need to make a cake and tick them.

اطلب من طفلك ان يستمع لكي يتأكد ان المكونات التي تحتاجها الى صنع الكيك

2. Ask your child to read the sentences.

اطلب من طفلك ان يقرأ الجملين

Remember (Indefinite articles a - an)

We use the indefinite article (a) before the singular noun that begins with a consonant. قبل الاسم المفرد الذي يبدأ بحرف ساكن (a) تستخدم أداة التثنية.

He is a teacher. She is a doctor.

We use the indefinite article (an) before the singular noun that begins with a vowel. قبل الاسم المفرد الذي يبدأ بحرف متحرك (an) تستخدم أداة التثنية.

She is an engineer. This is an orange. الحروف المتحركة هي (a, e, i, o, u)

What do you want to be?

I want to be a/an

- What do you want to be?

- I want to be a doctor.

Why? لماذا؟

- I want to help people. أريد أن أساعد الناس.

Study that

هل من الممكن أن أصبح ممرض أيضاً؟ Can I be an engineer, too?

عند السؤال عن ماذا تريد أن تصبح عندما تكبر:

عند الإجابة تقول:



Put (am - is - are) in spaces.

1. I a chef.
2. Jana a doctor.
3. Where they?
4. you a dentist?
5. He not a butcher.
6. They firefighters.

Put (a - an) in spaces.

1. Ali is teacher.
2. Rana is engineer.
3. What does dentist do?
4. Is that orange?
5. No, it's banana.
6. Is she journalist?

Ask and answer.

What does he do?

He is an engineer. He is a chef. She is a teacher.

He is a dentist. He is a butcher. He is a carpenter.

Forming questions with (do - does)

خذ السؤال عن وظيفة شخص استخدم:

- What **does** he/she do?

We use **(does)** before

(He/ She/ It/

singular {الاسم المفرد

هذه الإجابة تقول:

He's a/an ... /She's a/an

(He's a farmer.)

- What does she do?

- She's an engineer.



- What **do** they do?

We use **(do)** before

(I/ We/ They/ You/

plural {الاسم الجمع

هذه الإجابة تقول:

They're + plural noun

(They're re bakers.)

- What do they do?

- They're re firefighters



Read and say.

تقرؤ واستمع وقل



Personal pronouns with verb (to be) (الضمائر بضمير)

Personal pronouns	verb (to be)
I	am
He	is
She	is
It	is

Personal pronouns	verb (to be)
We	are
They	are
You	are

I'm a vet.

He's an engineer.

You're a doctor.

Note.

I am = I'm

He is = He's

She is = She's

We are = We're

They are = They're

You are = You're

She's a journalist.

They're firefighters.

We're bakers.

Lesson 2-4 What do you do?

Vocabulary (Jobs)




Look, listen and say.

انظر واستمع وقل



teller



dentist



nurse



butcher



farmer



teacher



engineer



journalist



carpenter



chef



firefighter



vet



baker

Vocabulary (5B Pages 18 - 21) & (AB Pages 18 - 21)

teller	صراف (أمين المصنوب)	use	يستخدم
dentist	طبيب اسنان	can	يستطيع
nurse	ممرضة	want	يريد
butcher	جزاز	do	يفعل
farmer	فلاح - مزارع	make	يصنع
teacher	معلم - معلمة	teach	يُعلم
engineer	مهندس	give	يعطي
journalist	صحفي	help	يساعد
carpenter	نجار	like	يحب
chef	طاه (طباخ) - كبير الطهاة	children	أطفال
firefighter	رجل إطفاء	people	ناس - اشخاص
baker	خباز	animals	حيوانات
police officer	ضابط شرطة	sick	مرضى
vet	طبيب بيطري	language	لغة

Goods and services

Look and sort.



I make goods.

.....

.....

.....

I give a service.

.....

.....

.....

Prepositions & Phrases

make goods	يصنع بضائع
give a service	يقدم خدمة
help people	يساعد الناس
make bread	يصنع خبز
fight fires	يظفر النار
make furniture	يصنع الآلات

look after	يحتسب
check teeth	يفحص الأسنان
teach children	يعلم الأطفال
like baking bread	يحب خبز الخبز
build buildings	يبني المباني
grow vegetables	يزرع الخضروات

Study the following:

People who make goods.

makes goods	
baker	butcher
carpenter	farmer - chef

People who give services.

gives a service	
nurse - doctor	- vet
dentist - police officer	- teller - engineer - firefighter

Look, listen and complete.



1. My mom a doctor. She in a hospital. She after sick people.
2. My dad a teacher. He at a He teaches children.
3. My grandfather is a He works on a farm. He vegetables.

school	مدرسة	build buildings	بني مباني
teacher	معلم - معلمة	grow vegetables	يزرع الخضروات
hospital	مستشفى	children	اطفال
doctor	طبيب - طبيبة	grandfather	جد
fire station	محطة إطفاء	vet	طبيب بيطري
firefighter	رجل إطفاء	nurse	ممرضة
police station	قسم شرطة	look after	يُعنى بـ
police officer	ضابط شرطة	people	نفس
sharpener	برادة	at night	ليلاً
carpenter	نجار	animals	حيوانات
want	يريد	help	يساعد
look	ينظر	brother	أخ

Study the following sentences:

- * A baker works at a bakery.
- * An engineer works at a building site.
- * A farmer works on a farm.
- * A doctor works in a hospital.
- * A firefighter works at a fire station.
- * A teacher works in a school.
- * A police officer works at a police station.
- * I'm a teacher. I teach children.
- * She's a dentist. She checks teeth.
- * He's a farmer. He grows vegetables.
- * I'm a vet. I look after animals.
- * He's an engineer. He builds buildings.

Lessons 57 Vocabulary

Part 3

Look, listen and say.

انظر واستمع وقل



hospital



bakery



farm



school



building site



fire station



police station



farmer



firefighter



carpenter

Vocabulary & Expressions (58 Pages 22 - 24) & (AB Pages 22 - 24)

bakery	مطبخ
baker	خباز
building site	موقع بناء
engineer	مهندس - مهندسة
farm	مزرعة
farmer	الزارع - مزارع

dad	اب
mom	ام
work	يعمل
teach	يُعلم
dentist	طبيب أسنان
check teeth	يفحص أسنان

5 Re-arrange the sentences/ questions.

1. do - does - What - she?

2. chef - She - a - is.

3. makes - A - bread - baker.

4. she - is - an - engineer ?

6 Look and write.



They're



Dad is a



A makes food.



A dentist checks

7 Copy the following sentence in your best handwriting:

I want to be a teacher.

3 Match.

1. nurse

2. chef

3. dentist

4. butcher

5. teacher



4 Underline the correct words in brackets.

1. Amr is (a - an - two) engineer.
2. They (am - is - are) doctors.
3. She is (a - an - five) vet.
4. He (are - am - is) a carpenter.
5. (When - What - Where) does she do? She's a nurse.
6. I (are - is - am) a farmer.
7. What (am - does - do) he do?
8. Can I (are - is - be) a dentist, too?
9. (A - An -) baker makes bread.
10. (Am - is - Are) she a journalist?

Activities on Part 2

1 Mark the correct answer.

- | | Yes | No |
|---|--------------------------|--------------------------|
| 1. They're farmers.  | <input type="checkbox"/> | <input type="checkbox"/> |
| 2. I help people.  | <input type="checkbox"/> | <input type="checkbox"/> |
| 3. He is an engineer.  | <input type="checkbox"/> | <input type="checkbox"/> |
| 4. He helps animals.  | <input type="checkbox"/> | <input type="checkbox"/> |

2 Point to and identify the object.

- | | | | |
|---------------|--|---|---|
| 1. teacher |  |  |  |
| 2. carpenter |  |  |  |
| 3. journalist |  |  |  |

54

Look and discuss.

What goods do these people make?

ما البضائع التي يصنعها هؤلاء الناس؟

What services do they give?

ما الخدمات التي يقومون بها؟

A baker makes bread and cakes.



A nurse looks after sick people.

People

carpenter



makes furniture.

يصنع أثاث منزلي

firefighter



fights fires.

يظلم الحرائق

baker



makes bread and cakes.

يصنع خبز وكعك

farmer



grows vegetables and fruits.

يزرع الخضراوات والفاكهة

doctor



helps sick people.

يساعد المرضى

nurse



looks after sick people.

يختص بالمرضى

vet



helps sick animals.

يساعد الحيوانات المريضة

dentist



checks teeth.

يلفحص الأسنان

teacher



teaches children.

يعلم الأطفال

engineer



builds buildings.

يبني المباني

teller



help people put money in the bank or take it out.

يساعد الناس في ايداع المال في البنك أو سحبه

journalist



writes for a magazine, newspapers or television.

6 Re-arrange the sentences/ questions.

1. is - a - He - carpenter.

2. night - works - at - She.

3. firefighter - a - to - I - be - want.

4. works - a - He - police station - in.

5. checks - A - teeth - dentist.

6. does - teacher - What - a - do?

7 Look and write.



A dentist checks



I want to be a



A farmer works on a



It's a



p_lice st_tion

hosp_t_l

b_tch_r

4 Match.

- | | |
|---------------------|-----------------------|
| 1. She works at | a. teeth. |
| 2. I'm a | b. children. |
| 3. Hassan works | c. night. |
| 4. A dentist checks | d. in a fire station. |
| 5. I teach | e. carpenter. |

5 Underline the correct words in brackets.

1. I'm a (farmer - baker - teacher). I work at a bakery.
2. A (doctor - baker - firefighter) works in a hospital.
3. A farmer (builds - teaches - grows) vegetables.
4. He's a (vet - dentist - firefighter). He works at a fire station.
5. An engineer (builds - teaches - grows) buildings.
6. A (baker - dentist - teacher) teaches children.
7. A (police officer - dentist - teacher) works at a police station.
8. He's a farmer. He works (in - on - of) a farm.
9. A (vet - baker - firefighter) looks after animals.
10. A dentist (eats - checks - teaches) teeth.

Activities on Part 3

1 Look and tick ☑.

ضع علامة ☑.

1.  She works in a hospital.
She works in a school.
2.  I want to be an engineer.
I want to be a vet.
3.  He grows vegetables.
He looks after people.

2 Point to and identify the object.

أشير إلى وحدد الشيء.

1. chef



2. sharpener



3. night



3 Complete the words.

1.



s_ho_l

2.



bu_lding s_te

3.



n_ _ht

Phonics

Learn phonics with Busy Bee!



ar

farmer



sharpener



igh

firefighter



night

Write and say.

firefighter

carpenter

night

farm

1. He is a



2. My brother works on a



3. I want to be a



4. She works at



Lessons 8-10 A busy day

Part 4

Listen, point and say.



It's seven o'clock.



It's nine thirty.



It's eleven o'clock.



It's twelve o'clock.



It's two thirty.



It's three thirty.



It's four o'clock.



It's six o'clock.

Vocabulary (SB Pages 25 - 27) & (AB Pages 25 - 27)

clock	ساعة	hen	دجاجة
farmer	فلاح - مزارع	others	الآخرون
busy day	يوم ملي بالأعمال	cow	بقرة
work	يعمل	office	مكتب
architect	مهندس معماري	customer	عميل - زبون
farm	مزرعة	new	جديد
animals	حيوانات	idea	فكرة
eat	يأكل	draw	يرسم
breakfast	وجبة الفطار	home	منزل - بيت
lunch	وجبة الغداء	Who...?	من (المتكلم) ...؟
nurse	ممرضة	if	لو - إذا
hurt	مصاب	sick	مرضى
grandmother	جدة	need	يحتاج
grandfather	جد	little	صغير

Prepositions & Phrases (SB Pages 25 - 27) & (AB Pages 25 - 27)

get up	يستيقظ	talk to	يتحدث إلى
by bus	بواسطة الأتوبيس	on paper	على الورق
go home	يذهب للمنزل	cross the road	يعبر الطريق
help us	يساعدنا	go to	يذهب إلى
look after	يرعى	eat lunch	يأكل الغداء

Language Use

عد السؤال عن الوقت نقول:

What time is it? / What's the time?

عد الإنجليزية نقول:

It's o'clock.

- What time is it? ما الوقت؟

- It's ten o'clock. إنها الساعة العاشرة.



Study that:

It's o'clock. الساعة بالضمير

It's thirty. الساعة وثلاثون دقيقة.

Who helps you? من الذي يساعدك؟

Mum helps me.

Who do you help? من تساعد؟

I help my little brother.

حدد السؤال عن (من يساعدك) نقول:

حدد الإجابة نقول:

حدد السؤال عن (من تساعد) نقول:

حدد الإجابة نقول:

Read and complete the clocks.



This is Sara. She's an architect. She goes to her office at nine o'clock.



At eleven o'clock, Sara talks to a customer.



At two o'clock, Sara eats lunch.



At three o'clock, Sara has some new ideas. She draws her ideas on paper.



Sara goes home at four o'clock. She goes home by bus.

Look and read.



1
A police officer helps us cross the road.



2
A nurse helps us if we are hurt.



3
A vet helps animals if they are sick.



4
I help my grandmother if she needs it.

Who helps you?
My mom helps me. She looks after me.

Who do you help?
I help my little brother.

Lessons 11-13 Vocabulary

Part 5

Look, listen and say.

نظروا واسمعوا وقولوا



computer



sewing machine



stove



fridge



chef



journalist



seamstress



kitchen



factory



restaurant

Vocabulary (SB Pages 28 - 31) & (AB Pages 28 - 31)

computer	كمبيوتر
sewing machine	ماكينة خياطة
stove	بوتجاز
fridge	ثلاجة
chef	طباخ
journalist	صحافي - صحافية
seamstress	خياطة
teacher	معلم - معلمة
student	طالب - طالبة
heat up	يسخن
work	يعمل
kitchen	مطبخ
place	مكان

online	عبر شبكة الانترنت
factory	مصنع
buy	يشترى
tractor	جرار
cut	يقطع
wood	خشب
technology	تكنولوجيا
use	يستخدم
food	طعام
cold	بارد
twin	توأم
restaurant	مطعم
clothes	ملابس

3. It's - o'clock - one.

4. some - has - ideas - Sara - new.

5. grandmother - I - my - help.


6 Look and write.



It's



I get up at



I go to school by



A checks teeth.

7 Copy the following sentence in your best handwriting:

I help my little brother.

.....

3 Match.

- | | |
|---------------------|-------------------------------|
| 1. Who helps you? | a. I help my little brother.. |
| 2. What's the time? | b. Mum helps me. |
| 3. Who do you help? | c. after the cows. |
| 4. He looks | d. up at six o'clock |
| 5. I get | e. It's ten o'clock. |

4 Underline the correct words in brackets.

1. Ali (gets up - eats - looks after) breakfast at 8 o'clock.
2. It's four (clock - watch - o'clock).
3. She talks (in - to - on) a customer.
4. It's five (three - two - thirty). **5:30**
5. (When - What - Who) do you help? I help my sister.
6. I get up (at - on - in) seven o'clock.
7. She draws her ideas (at - on - in) paper.
8. I go home (to - of - by) bus.
9. He works (of - on - in) a farm.
10. A vet helps (people - animals - cakes) if they are sick.





5 Re-arrange the sentences/ questions.

1. helps - Who - you?
.....










2. architect - He - an - is.
.....

Activities on Part 4

1 Mark ☑ the correct answer.

- | | Yes | No |
|--|--------------------------|--------------------------|
| 1. It's eleven o'clock.  | <input type="checkbox"/> | <input type="checkbox"/> |
| 2. It's two o'clock.  | <input type="checkbox"/> | <input type="checkbox"/> |
| 3. Ali is an engineer.  | <input type="checkbox"/> | <input type="checkbox"/> |
| 4. She eats an apple.  | <input type="checkbox"/> | <input type="checkbox"/> |

2 Point to and identify the object.

- | | | | |
|------------------|--|---|---|
| 1. eight o'clock |  |  |  |
| 2. five o'clock |  |  |  |
| 3. four o'clock |  |  |  |

3 Match.

- | | |
|------------------------|-------------------|
| 1. A farmer grows | a. a computer. |
| 2. She buys bread at | b. heats up food. |
| 3. The stove | c. the bakery. |
| 4. A journalist uses | d. cold. |
| 5. A fridge keeps food | e. wheat. |

4 Underline the correct words in brackets.

1. I use a (fridge - sewing machine - stove) to make clothes.
2. I am a (seamstress - chef - journalist). I work in a kitchen.
3. I am a (seamstress - chef - journalist). I use a computer.
4. I make (bread - flour - clothes) from cotton fabric.
5. A (farmer - baker - doctor) makes bread from flour.
6. A journalist uses a computer to (write - eat - cook).
7. A farmer uses a (computer - tractor - fridge) to cut wheat.
8. He's a farmer. He (makes - builds - grows) wheat.
9. Retaj is a (doctor - farmer - baker). She works in a hospital.
10. Omar is a (dentist - carpenter - vet). He makes chairs.

5 Re-arrange the sentences/questions.

1. after - Dina - people - looks.
.....
2. computer - Fatma - on - writes.
.....

Activities on Part 5

7 Mark the correct answer.

1. I work in a kitchen.



Yes

No

2. I use a computer to write.



3. She works in a hospital.



4. She uses a tractor.



3 Complete the words.

أكمل الكلمات.

1.



st_v_

2.



fl_u_

3.



tr_ct_r

1.



fr_d_e

2.



fa_tor_

3.



s_wing m_chine

Reading: (SB Page 29)



* This is Samy. He's a farmer. He grows wheat.

* Amir is a baker.
He made bread from flour.



* Talia works in a factory. She makes flour from wheat.



* Mariam is a mother.
She buys bread at the bakery.



* Farmer Samy uses
a tractor to cut the wheat.

study	يدرس
New York	نيويورك
the USA	الولايات المتحدة الأمريكية
wheat	قمح
chair	كرسي
sometimes	أحياناً
like	يحب
write	يكتب
flour	دقيق
bridge	جسر
design	يصمم

keep	يحفظ
different	مختلف
help	يساعد
table	طاولة - منضدة
Cairo	القاهرة
job	وظيفة
lots of	كثير من
make	يصنع
road	طريق
sell	يبيع
architect	مهندس معماري

Reading (SB Page: 28)

- * My name's Ramy. I am a chef. I work in a kitchen. I use a stove to heat up food. I use a fridge to keep food cold.
- * My name's Dina. I am a journalist. I talk to lots of people. I use a computer to write.
- * My name's Magda. I am a seamstress. I make clothes from cotton fabric. I use a sewing machine to make clothes!



Language Use

* It's a bakery.	أيه مطبخ.
* I'm a baker./ She's an engineer.	أنا خباز - أيتها مهندسة.
* They're farmers.	أنتهم مزارعون.
* What does she do?	ماذا يفعل - تعمل؟
* She's a teacher.	هي تكون معلمة.
* What do you want to be?	ماذا تريد أن تكون؟
* I want to be a doctor.	أريد أن أكون طبيباً.
* I work in a hospital.	أنا أصعب في المستشفى.
* What time is it?/ What's the time?	ما الوقت؟
* It's nine o'clock.	أيتها التسعة والتسعة.
* At nine o'clock.	في تمام الساعة التسعة.
* Who helps you?	من الذي يساعدك؟
* Who do you help?	من تساعدك؟

Phonics

ar

farmer sharpener

igh

firefighter night

Life Skills

Respect of diversity: Different people doing different jobs

Decision making : Selecting the best choice

help people	يساعد الناس	teach children	يعلم الأطفال
make bread	يصنع خبز	like baking bread	يحب خبز الخبز
fight fires	يظفر الحرائق	build buildings	يبنى المباني
make furniture	يصنع الأثاث	grow vegetables	يزرع الخضروات
computer	كمبيوتر	online	عبر الانترنت
sewing machine	ماكينة خياطة	factory	مصنع
stove	بوتجاز	buy	يشترى
fridge	ثلاجة	tractor	جرار
chef	طهاخ	cut	يقطع
journalist	صحافي - صحافية	wood	خشب
seamstress	خياطة	technology	تكنولوجيا
teacher	معلم - معلمة	use	يستخدم
student	طالب	food	طعام
heat up	يسخن	cold	بارد
write	يكتب	twin	توأم
kitchen	مطبخ	restaurant	مطعم
place	مكان	clothes	ملابس
study	يدرس	keep	يحفظ
New York	نيويورك	different	مختلف
the USA	الولايات المتحدة الأمريكية	help	يساعد
wheat	قمح	table	طاولة - منضدة
chair	كرسي	Cairo	القاهرة
sometimes	أحياناً	job	وظيفة
like	يحب	lots of	كثير من
flour	نخيل	road	طريق
bridge	جورج	sell	يبيع
design	يصمم	architect	مهندس معماري

Review on unit 8

Now I know....

Vocabulary

store	متجر - محل
bakery	مخبز
cake	كعكة - كورتة
bread	خبز
delicious	لذيذ الطعم
smell	نفايح منه رائحة
sugar	سكر
butter	زبدة
egg	بيضة
vanilla	فانيليا
pan	مقلاة - وعاء تطهي
Look!	انظرا
sell	يبيع
Let's ...	هيا بنا
teller	صراف (أمين الصندوق)
dentist	طبيب اسنان
nurse	ممرضة
butcher	جزاز
farmer	فلاح - مزارع
teacher	معلم - معلمة
engineer	مهندس
journalist	صحفي
carpenter	نجار
chef	طاه (طباخ) - كبير الطهاة
firefighter	رجل اطفاء
baker	خباز
police officer	ضابط شرطة
vet	طبيب بيطري
make goods	يبيع بضائع
give a service	يقدم خدمة


flour	دقيق
baking powder	مسحوق الخبز
milk	حليب (لبن)
cup	كوب
teaspoon	ملعقة صغيرة
add	يضيف
mix	يختلط
stir	يقلب
put in	يضع في
bake	يخبز
What else...?	وماذا ايضا...?
make	يصنع
minute	دقيقة
need	يحتاج
use	يستخدم
can	يستطيع
want	يريد
do	يفعل
make	يصنع
teach	يعلم
give	يعطي
help	يساعد
like	يحب
children	اطفال
people	ناس
animals	حيوانات
sick	مرضى
language	لغة
look after	يحتسب
check teeth	يفحص الأسنان

3. Hana - a - is - journalist.

4. teaches - Aysel - children.

5. buy - at -] - bakery - bread - the.

6 Look and write.



He is a



I am a



A baker makes



Dad uses a to write.

7 Copy the following sentence in your best handwriting:

He makes a lot of food.


.....

Activities on unit 8

7 Complete the words.



r_stau_ant



_arpener



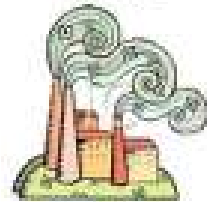
k_tche_



car_en_er



_ournali_l



f_ct_ry



h_spit_l




fi_efig_ter



_ent_st



co__uter



fri_g_



_ch_ol

110

2 Mark the correct answer.

1. It's a sharpener.



Yes

No

2. I want to be a dentist.



3. He works at a fire station.



4. It's a factory.



3 Re-arrange the sentences/ questions.

1. be - you - What - to - do - want?

2. engineer - She's - an.

3. cakes - and - makes - A - bread - baker.

4. does - do - he - What?

5. kitchen - works - A - in - chef - a.

6. at - She - night - works.

4 Match.

- | | |
|------------------------------|-----------------------|
| 1. A carpenter makes | a. to make clothes. |
| 2. She uses a sewing machine | b. home by bus. |
| 3. The fridge | c. buildings. |
| 4. An engineer builds | d. chairs and tables. |
| 5. She goes | e. keeps food cold. |

5 Underline the correct words in brackets.

1. She draws her ideas (at - in - on) paper.
2. I want to (is - be - am) a teacher.
3. A firefighter (fights - eats - builds) fire.
4. Dina talks (in - on - to) a customer.
5. Aysel gets up (in - at - on) seven o'clock.
6. Omar is a farmer. He looks (at - to - after) hens.
7. A (police officer - doctor - vet) helps us cross the road.
8. (What - Who - Where) helps you? My mom helps me.
9. He (am - are - is) an architect.
10. (What - Who - Where) do you do? I'm a chef.

6 Look and write.



A heats up food.



He works on a



It's o'clock.



She eats an



She checks



She is a

7 The Reader (Complete the following!)

1. I love! Thank you!
2. The ugly duckling said, 'I'm not
3. Go away,! Go away!
4. Oh no! there's a

8 Copy the following sentence in your best handwriting:

I work in a school.

.....
.....



Language Use

السؤال عن الطعام الصحي الذي تحب:
هذه الإجابة تقول:

What healthy food you like?

I like ... أنا أحب ...

I like carrots. أنا أحب الجزر.

My favorite fruits/ vegetables are فاكهتي - خضرواتي المفضلة هي

I'm at the market. أنا في السوق

السؤال عن ثمن شيء تقول:

How much does it cost? إذا كان الثمن مفرد

هذه الإجابة تقول:

It costs pounds. إنه يكلف جنيهات.

How much do they cost? إذا كان الثمن جمع

هذه الإجابة تقول:

They cost pounds. انهم يلقون جنيهات.

Which item costs the most? أي شيء يكلف أكثر؟

Which item costs the least? أي شيء يكلف أقل؟

Language Use



هذا السؤال عن الطعام المفضل لدى الآخرين نقول:
Do you like pineapples? هل تـمب الأنانـس؟
 هذه الإجابة نقول:
Yes, I do. نعم أحببها. **No, I don't.** لا أحببها.

Ask and answer.



هذا السؤال نقول:
Can I have pineapples, please?

هل يمكنك ان اعطيك علي اناناس من فضلك؟

هذه الإجابة نقول:

Yes, here you are. نعم تفضل اخذ.

هذا السؤال عن السعر نقول:

How much is that?

كم ثمن هذا؟

هذه الإجابة نقول:

That's eleven pounds.

ثمنه 11 جنيه.

Study that:

I have one banana.

أنا املك موزة واحدة.

I have two bananas.

أنا املك موزتين.

I sell fruits and vegetables.

أنا ابيع فكهة ونباتات.

Singular

Plural

Singular

Plural

apple تفاحة

apples تفاحات

fig

figs

carrot

carrots

potato

potatoes

mango

mangoes

tomato

tomatoes




Vocabulary

the most	الأكثر	Nigeria	نيجيريا
the least	الأقل	Bangkok	بنكوك
healthy food	طعام صحي	honey	عسل
unhealthy food	طعام غير صحي	oil	زيت
need	يحتاج	candy	حلوى
cost	يكلف	fruits	فواكه
buy	يشترى	vegetables	خضار
sell	يبيع	onions	بصل
boil	يغلي	potatoes	بطاطس
boy	ولد	banana	ثمرة الهموز
toy	لعبة (دمية)	guava	ثمرة الجبولة
item	سليقة	orange	برتقالة
receipt	إيصال	apple	تفاحة
list	قائمة	mango	ثمرة المانجو
coin	عملة معدنية	pineapple	ثمرة الأناناس
cucumber	خيار	dates	تبلح
carrot	جزر	fig	ثمرة الثين
cake	عكسة	watermelon	بطيخ
lovely	جميل	pay for	يدفع ثمن
market	سوق	like	يحب

Study the following sentences:

a bottle of water	زجاجة من الماء
Do you like pineapples?	هل تحب الأناناس؟
Can I have a pineapple?	هل يمكن أن أحصل على ثمرة أناناس؟
How much is that?	كم ثمن هذا؟
Here you are.	تفضل.
How much do/ does + noun + cost?	كم يتكلف ... ؟
There are a lot of things to see.	يوجد كثير من الأشياء لتراها.
Thank you.	شكراً لك.
My favourite fruit is	فأحبتي المفضلة هي
My favourite vegetables are	خضرواتي المفضلة هي
Which item costs the most?	أي سلعة تتكلف الأكثر؟



At the market

في السوق



4 Look and write.



I like



I'm at the




He is a

5 Look and write.



Please, boil the



..... are fruit.



They're



2. and - are - There - fruits - vegetables.

4 Complete the words.



g_ _va



on_ _ns



b_ _l



p_ _t_ _toes




or_ _ng_ _



c_ _ns



d_ _t_ _s



b_ _nan_ _s



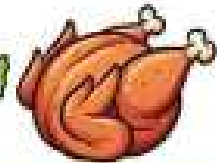
c_ _c_ _mber



veg_ _tabl_ _s



c_ _dy



ch_ _ken



c_ _k_ _



c_ _rr_ _ts



_ _ppl_ _



f_ _s



2 Underline the correct words in brackets.

1. (Am - Can - How) I have an apple, please?
2. Yes, here (are you - are - you are).
3. Can I have six (carrot - a carrot - carrots), please?
4. (Apples - Pineapples - Potatoes) are vegetables.
5. How (many - match - much) is this apple?
6. This watermelon (boils - pays - costs) seven pounds.
7. Can (I have - have - have I) three cucumbers, please?
8. Where's your shopping (last - list - test)?

2 Underline the correct words in brackets.

1. I like (unhealthy - health - healthy) food.
2. The market sells (boys - vegetables - coins).
3. He is at the (watermelon - market - cucumber).
4. Do (like you - you like - like) milk?
5. I'm at the market (at - with - on) my mother.
6. How much do the dates (sell - cost - buy)?
7. How much (is - do - are) two apples?
8. - Do you like dates? - Yes, I (did - do - don't).

3 Re-arrange the sentences/questions.

1. carrots - Do - like - you?
.....

2. five - are - These - pounds.
.....

3 Re-arrange the sentences/questions.

1. that - much - is - How?
.....



Exercises

7 Mark the correct answer.

1. They're dates.



Yes

No

2. I'm at the market.



3. This is a watermelon.



4. These are figs.



7 Mark the correct answer.

1. This is a coin.



Yes

No

2. They're two bananas.



3. Carrots are vegetables.



4. A pineapple



Activities On Unit 8

1 Complete the words.



c_r_r_ts



p_ne_pples



m_ng_es




veg_tabl_s

2 Read and circle.

1. water



2. watermelon



3. fruit



3 Match.



dates

apples

carrots

figs



تم آخر تعديل في: 11:05 ص