



# Connect Revision Sheet

## Semi International Section

### Grade 1

### First Term

Name .....

Class .....



Unit (1)  
Hello

1 - Supply:



He\_l\_




Pl \_ y




Sh\_ke ha\_ds



\_ag



\_lue



\_ook




\_us



\_usy \_ee


## 2-Unscramble and write:

l e  
b u




.....  
.....

k o  
b o




.....  
.....

b  
s u




.....  
.....

a l  
p y




.....  
.....

b  
g a



.....  
.....

l o  
H  
e l



.....  
.....

## 3-Choose:

- 1) What's your name? ( We're - You're - I'm ) Adam.
- 2) ( Open - Throw ) your book.
- 3) It's a ( bikes - bus ).
- 4) Who teaches you English? ( Tamer - Rana - Mr. Ramy ).
- 5) Close your ( Sara - bag ).
- 6) Shake (hands - book - hi ).
- 7) It's time to go home. ( hello - hi - good bye ).
- 8) I'm ( hi - bus - Youssef ).
- 9) ( Hello - Good bye - Shake hands ) I'm Hana.
- 10) Hello. I'm ( Miss Mona - bag - toy ).
- 11) I have a ( umbrella - bag - egg ).

12) What's your ( home - name - hair )? I'm Malek.

#### 4-Rearrange:

1) have - a - I - bag.  
.....

2) 's - a - It - bus.  
.....

3) bee - is - yellow - The.  
.....

4) My - color - favourite - is - blue.  
.....

5) am - Miss - Mona - I.  
.....

6) bag - Close - your.  
.....

7) your - name - What's?  
.....

8) your - Open - book.  
.....

9) play - I - football.  
.....

10) 'm - Hana - I.  
.....

#### 5-Read and choose the correct answer between words:



1) bag

2) book



1) Bus

2) Car



1) Open your  
book

2) Close your  
book



1) Hello!

2) Goodbye!

## 6-Match:

1) Play

2) Close your book

3) Open your bag

4) Shake hands

5) Bus

6) Hello

7) Close your bag

8) Goodbye

9) Open your book

10) Miss Mona



7-Put (√) or (×):

1) Open your book.

2) I'm Hany.




3) Close your bag.




4) It's a bus.




5) Hello, I'm Hana.




6) It's a blue car.




7) I'm Miss Mona.




8) Shake hands!




9) I like to play.




10) Goodbye!



**Unit 2**  
**This is me**

**A) Supply:**



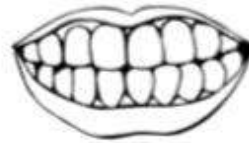
no\_e



nec\_



ey\_



t\_eth



ha\_r

**B) Look and circle:**



hands

I comb my .....  
hair



teeth

I brush my .....  
face



teeth

I wash the .....  
salad

**C) Complete the missing letter :**



\_and

h  
b  
a



\_ace

h  
f  
a



\_outh

h  
f  
m



\_ar

h  
e  
m

**D) Choose the correct answer :**

1. Hany has (brown - hand- shake)hair.
2. Touch your ( turn- nose- sing).
3. I wash my (Hana - hands- Hany).

E) Look and tick (✓) .:

1.



This is my nose.

This is my hair.

2.



I brush my teeth .

I am clean.

F) Circle the picture :

1) mouth



2) hand



3) nose



G) Look and complete :



1. This is my \_\_\_\_\_

2. This is my \_\_\_\_\_

## H) Unscramble and write:

1

ae**f**c

2

ai**h**r

3

so**n**e

4

a**s**lda

5

e**t**teh

6

na**d**h

## F) Circle the odd word out:

1. eye - nose - ear - five

2. wash - clean - brother - brush

3. taste - smell - neck - touch

## Unit 3

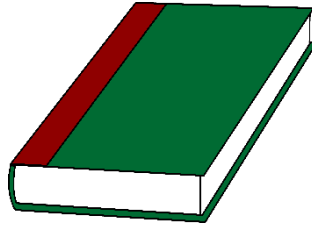
### My school bag

#### 1) Supply:




b  
g  
h

\_ ag




d  
n  
k

boo \_




c  
p  
m

\_ en



l  
f  
u

penci \_



k  
s  
r

\_ uler



b  
o  
v

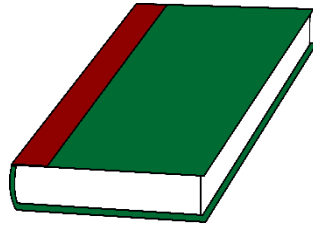
tw \_

2) Put (✓) or (✗):




It is a bag

✓ ✗



It is a ruler

✓ ✗



This is number two.

✓ ✗



It is a pen

✓ ✗



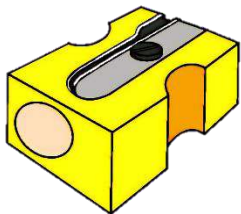
This is a red apple

✓ ✗



This is number one .

✓ ✗




It is a sharpener

✓ ✗



This is number five

✓ ✗


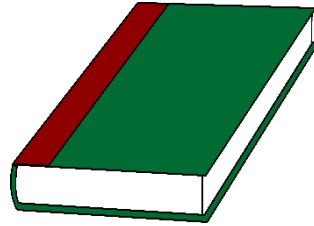


It is a pencil case


✓ ✗

**3) Choose the correct answer:**


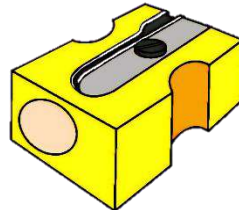
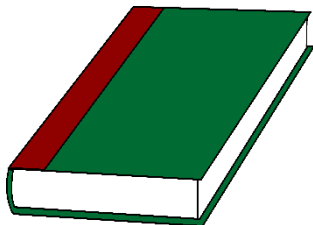
1- pencil




2- ruler



3- book



4- two

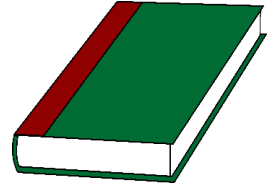


#### 4) Match:

1- book




2- pen



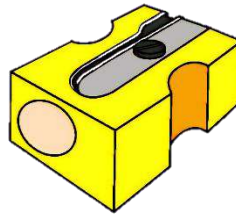
3- pencil




4- bag




5- ruler




6- sharpener



7- pencil case



8- two



9- one



**Unit 4**  
**It's my Birthday**

**a) Supply:**



S
D
F

..... ix



L
H
C

..... a r d



G
O
E

..... range



E
O
F

..... il



L
O
F

..... lives



Q
R
C

..... ake



F
C
S

.....andles



L
G
F

.....reen

**b) Look at the picture and complete:**

1) How old are you?

I'm .....



2) How many candles?

.....Candles.



3) Where is the cat?

..... Laptop.



**c) Mark (√) or (x):**

1) They are five candles.



2) They are five oranges.



3) They are six balloons.



4) The girl has got five cats.



5) They are five brothers.



**d) Choose the correct answer:**

1) Cake



2) Olives



3) Candles



4) Green



5) Six



6) Orange



7) Oil



8) Card



Unit 5  
With my family

1) Supply:



a  
g  
v

f \_ ther




f  
r  
l

mothe \_



s  
m  
b

\_ rother




j  
k  
s

\_ ister



t  
g  
o

\_ randpa



l  
v  
q

T \_

2) Put (✓) or (✗):




He is my father.

✓ ✗



It is a flag.

✓ ✗



She is my sister.

✓ ✗



She is my grandma.

✓ ✗



It is a TV.

✓ ✗



It is a cake.

✓ ✗



This is my family.

✓ ✗



He is my brother.

✓ ✗



She is my mother.

✓ ✗

### 3) Choose the correct answer:

1-grandpa



2- TV



3- family



4- cake



Match:

1- TV



2- cake



3- flag



4- tree



5- father

6- tea



7- sister



8- brother



9- family

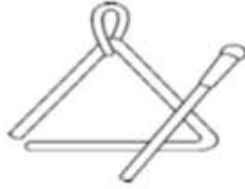


Unit 6  
Let's play music

**A) Supply:**



fl\_te



tri\_ngle



gu\_tar



p\_ano



d\_um

**B) Look and circle:**



drum

I can play the .....  
flute



smell

I can .....  
hear



flute

I can play the .....  
drum

**C) Complete the missing letter :**



\_og



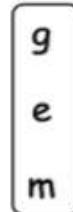
\_reen



\_ina



\_uitar



**D) Choose the correct answer :**

1. I can (see- touch- shake) with my hands .
2. I can smell with my ( eye- nose- tongue).
3. I can ( touch - hear - smell) with my ears.
3. I (can -can't-do) play the piano.
3. Let's (play - look- make) music .

**E) Look and tick (✓):**

1.



I can play the piano.

I can play the guitar.

2.



I can play the guitar .

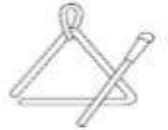
I can play the flute.

**F) Read and circle:**

1) drum



2) piano



3) guitar



**G) Look and complete:**



1. I can play the \_\_\_\_\_

2. I can \_\_\_\_\_

**H) Read and circle:**

I'm Ahmed. I (can - can't) play the piano. My sister (flute-  
can) play the guitar. My brother can play (an-the) triangle. We  
play together a lot.

**I) Unscramble and write:**

1



arlneitg

2



anipo

3



tiurga

4



mdur

5



uftel

6



setat

**J) Circle the odd word out:**

1. guitar - nose - flute - piano

2. wash - play - brother - clean

3. see - smell - neck - hear

**Unit 7**  
**At Home**

a) **Supply:**




G  
O  
E



G  
K  
O



O  
A  
S




A  
F  
S

..... arden

..... itchen

..... pple

..... quare



K  
A  
E



S  
K  
F



L  
F  
C



K  
S  
E



L  
A  
F

..... rrow

..... tar

..... ircle

..... un

..... nt

b) **Look at the picture and complete:**

1) Where is the family?

They are in the .....



2) Where is the boy?

He is in the .....



3) Where is the girl?  
She is in the .....



**c) Match where is the boy/girl?**

a) He is in the garden.



b) She is in the kitchen.



c) He is in the bathroom.

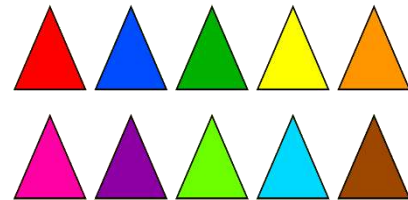


d) She is in the bedroom.




**d) Count and Match:**

1) Five red hearts



2) A kitchen



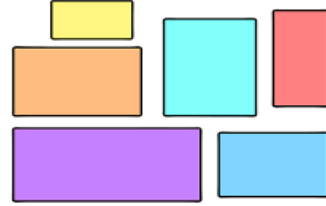
3) Six rectangles



4) Ten triangles



5) A garden



e) Circle the correct word:



- 1) bedroom
- 2) bathroom



- 1) kitchen
- 2) living room



- 1) bedroom
- 2) garden

f) Choose:

1) Circle



2) Triangle




3) Heart



4) Square



5) Star



6) Rectangle



g) Count and match:

**6** •



**7** •



**8** •



**9** •



**10** •



Unit 8  
At the pyramids

Supply the missing letter :



\_tone

B  
F  
S




\_\_nt

R  
A  
J



\_amel

O  
T  
C



\_yramids

V  
P  
Q



\_ing

K  
D  
Y



\_ite

N  
M  
K



\_ey

K  
Z  
V



\_phinx

D  
S  
A



\_ueen

W  
I  
Q

**Match:**

1) These are three pyramids.



2) The ant is small.



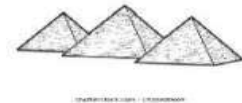
3) I play with my kite.



4) I have a key.



5) This is king Tut.



6) This is queen Nefertiti.

**Put (✓) or (X) :**

1) This is the sphinx. ( )



2) The camel is big. ( )



3) I have a key. ( )

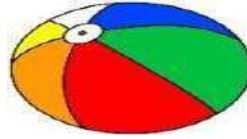


4) This is queen Nefertiti. ( )



5) Be quiet. ( )

6) My kite is colorful. ( )



7) The ant is small. ( )



**Choose the correct picture :**

1) I live in Luxor.



2) This is my key.



3) This is queen Nefertiti.



4) These are pyramids.

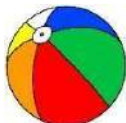


5) The ant is small.



6) I have

a kite.



7) The camel is big.



Look at the picture and choose the correct sentence:



- 1) This is a ball.
- 2) This is a kite.



- 1) He is a king.
- 2) She is a queen.



- 1) The camel is big.
- 2) The elephant is big.



- 1) These are birds.
- 2) These are stones.

Unit 9  
At the beach

Supply the missing letter:



\_kip    S  
          F  
          G



\_ig    H  
          L  
          D



\_wim    N  
          M  
          S



\_ick    p  
          I  
          K



\_nsect    I  
          B  
          R



\_mbrella    E  
          L  
          U



\_n    H  
      P  
      I



\_ehind    B  
          W  
          V



\_nder    C  
          U  
          T

**Match:**

1) The ball is under the chair.



2) The cat is on the table.



3) This is an umbrella.



4) The ball is in the box.



5) The cat is behind the box.



6) I can skip.



7) We can dig.



Put (✓) or (X) :

1) I can throw. ( )



2) This is an insect. ( )



3) I swim in the sea. ( )



4) The dog is on the chair. ( )



5) The cat is in the box. ( )



6) The girl is behind the tree. ( )



7) I can kick. ( )



**Choose the correct picture :**

1) I can swim.



2) This is an insect.



3) The ball is in the box.



4) The dog is under the chair.



5) I can dig.



6) The girl is behind the tree.



7) I can kick.



Look at the pictures and choose the correct sentence :



- 1) The books are under the table. 2) The books are on the table.



- 1) This is an insect. 2) This is a camel.



- 1) The cat is in the box.  
2) The cat is behind the box.



- 1) She can kick.  
2) She can skip.