


Geel 2000 Language Schools

Math Department

Second term

Prim.2



2025/2026

Name: -----

Class:-----

Chapter (7)

Lesson(1,2)



Write the value of each poundnote.

BANKNOTE	VALUE
 A 10 Egyptian Pound banknote featuring the Sphinx and the Central Bank of Egypt logo. The text includes 'CENTRAL BANK OF EGYPT', '10', and 'TEN POUNDS'.	
 A 50 Egyptian Pound banknote featuring a building and a boat. The text includes 'CENTRAL BANK OF EGYPT', 'FIFTY POUNDS', and '50 POUNDS'.	
 A 200 Egyptian Pound banknote featuring a seated figure. The text includes 'CENTRAL BANK OF EGYPT', 'TWO HUNDRED POUNDS', and '200 POUNDS'.	
 A 100 Egyptian Pound banknote featuring the Sphinx. The text includes 'CENTRAL BANK OF EGYPT', 'ONE HUNDRED POUNDS', and '100 POUNDS'.	
 A 20 Egyptian Pound banknote featuring a horse-drawn carriage and a pyramid. The text includes 'Central Bank of Egypt', '20', and '20'.	
 A 1 Egyptian Pound banknote featuring a group of seated figures. The text includes 'Central Bank of Egypt', '1', and 'ONE POUND'.	

Lesson(2,3)

Count money:

1-  +  =

2-  +  =

3-  +  =

4-  +  =

5-  +  =

6-  +  =

Lesson(4,5)

Add the money:

50LE	50LE	1LE	1LE
------	------	-----	-----

.....LE

5LE	5LE	5LE	1LE	1LE
-----	-----	-----	-----	-----

.....LE

10LE	10LE	5LE	5LE	1LE
------	------	-----	-----	-----

.....LE

100LE	50LE	10LE	10LE	5LE
-------	------	------	------	-----

.....LE

10LE	10LE	5LE	1LE	1LE
------	------	-----	-----	-----

.....LE

Lesson(6)

Story problems about money

1. Omar has 50LE, and Youssef has 20LE. How much money do they have together?

.....

2. A mum and her baby went on the bus. If mum's ticket cost 35LE and baby's ticket cost 25LE.

How much money did it cost together?

.....

3. A bike costs 100LE. Alex wanted to buy 2 bikes.

How much money did it cost?

.....

4. Sagged has 43LE and his father gave him 15LE.

How much money did Sagged have in all?

.....

Lesson(7)

1. Ann starts with 16 LE and spends 2 LE on crayons.
How much money does Ann have left?

.....

2. Ahmed has 13 LE and Ann has 11 LE. How much
money do they have together?

.....

3. Adam starts with 16 LE and spends 14 LE on
stickers. How much money does Adam have
left?

.....

4. Mohamed has 37 LE he bought some tickets for
11 LE. How much money is left with him?

.....

Lesson(8)

Use 1LE, 10LE, and 100LE notest to build the amounts of money.

1) L.E.325

Hundreds L.E.100	Tens L.E.10	Ones L.E.1
.....

2) L.E.412

Hundreds L.E.100	Tens L.E.10	Ones L.E.1
.....

3) L.E.274

Hundreds L.E.100	Tens L.E.10	Ones L.E.1
.....

4) L.E.104

Hundreds L.E.100	Tens L.E.10	Ones L.E.1
.....

Lesson(9)

Use 1, 10, and 100 L.E. to solve the addition problems.

1) $L.E.262 + L.E.122 = \dots\dots\dots$

Hundreds L.E. 100	Tens L.E. 10	Ones L.E.1

Hundreds L.E. 100	Tens L.E. 10	Ones L.E.1

2) $L.E.364 + L.E.417 = \dots\dots\dots$

Hundreds L.E. 100	Tens L.E. 10	Ones L.E.1

Hundreds L.E. 100	Tens L.E. 10	Ones L.E.1

2) $L.E.34 + L.E.523 = \dots\dots\dots$

Hundreds L.E. 100	Tens L.E. 10	Ones L.E.1

Hundreds L.E. 100	Tens L.E. 10	Ones L.E.1

3) $L.E.505 + L.E.117 = \dots\dots\dots$

Hundreds L.E. 100	Tens L.E. 10	Ones L.E.1

Hundreds L.E. 100	Tens L.E. 10	Ones L.E.1

Lesson(10)

Use 1, 10, and 100 L.E. notest to solve the subtraction problems.

1) $L.E.43 - L.E.18 = \dots\dots\dots$

Tens L.E. 10	Ones L.E.1

Tens L.E. 10	Ones L.E.1

2) $L.E.614 - L.E.321 = \dots\dots\dots$

Hundreds L.E. 100	Tens L.E. 10	Ones L.E.1

Hundreds L.E. 100	Tens L.E. 10	Ones L.E.1

1) $L.E.323 - L.E.119 = \dots\dots\dots$

Hundreds L.E. 100	Tens L.E. 10	Ones L.E.1

Hundreds L.E. 100	Tens L.E. 10	Ones L.E.1

Use the place value money mat to solve the following story problems.

1) Amira and Jasmin went to the market; they bought some milk for L.E.35 and some meat for L.E.53. How much money did they pay in all?

.....

2) Khaled had L.E.878. He bought a scooter for L.E.346. How much money left with him?

.....

Chapter(8)

Lesson(1)

Determine if the number is even or odd:

4	13	8	9	12	5	11
17	14	6	3	19	20	18

Even	Odd

Lesson(2,3)

Double each number and then determine if the sum is even or odd:

Number	Double	Even or odd?
3	$3 + \dots 3 \dots = \dots 6 \dots$	odd + odd = even
11	$\dots + \dots = \dots$	$\dots + \dots = \dots$
5	$\dots + \dots = \dots$	$\dots + \dots = \dots$
14	$\dots + \dots = \dots$	$\dots + \dots = \dots$
12	$\dots + \dots = \dots$	$\dots + \dots = \dots$
8	$\dots + \dots = \dots$	$\dots + \dots = \dots$
2	$\dots + \dots = \dots$	$\dots + \dots = \dots$
9	$\dots + \dots = \dots$	$\dots + \dots = \dots$
10	$\dots + \dots = \dots$	$\dots + \dots = \dots$
17	$\dots + \dots = \dots$	$\dots + \dots = \dots$
13	$\dots + \dots = \dots$	$\dots + \dots = \dots$

Lesson(4,5)

Find the sum and then determine if the number is even or odd:

Addition operation	Sum	Even or odd?
$3 + 2$		
$2 + 8$		
$6 + 9$		
$6 + 4$		
$1 + 5$		
$14 + 10$		
$14 + 5$		
$2 + 7$		
$32 + 7$		
$7 + 13$		
$22 + 4$		
$9 + 14$		
$16 + 21$		
$10 + 8$		

Lesson(6,7)

Complete the number pattern:

1) +2 +2 +2 +2 +2

6	8	10			
---	---	----	--	--	--

2)

30	35	40			
----	----	----	--	--	--

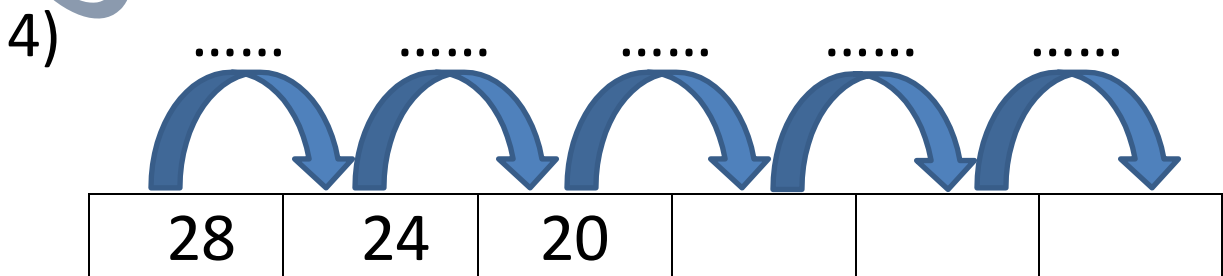
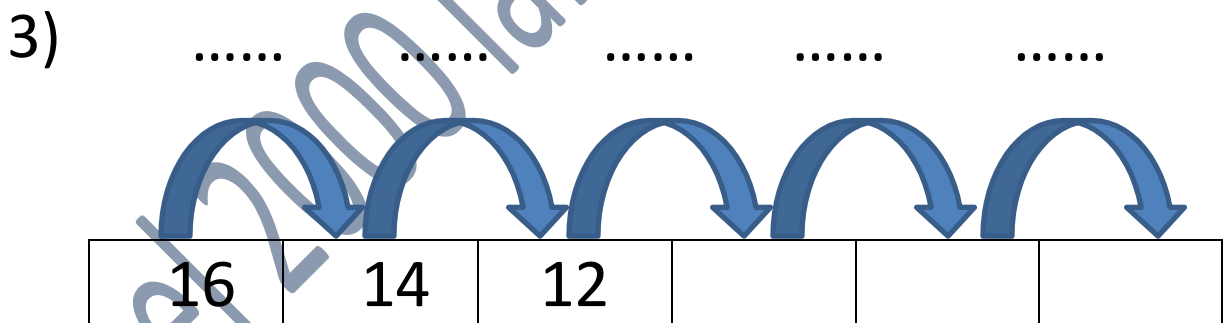
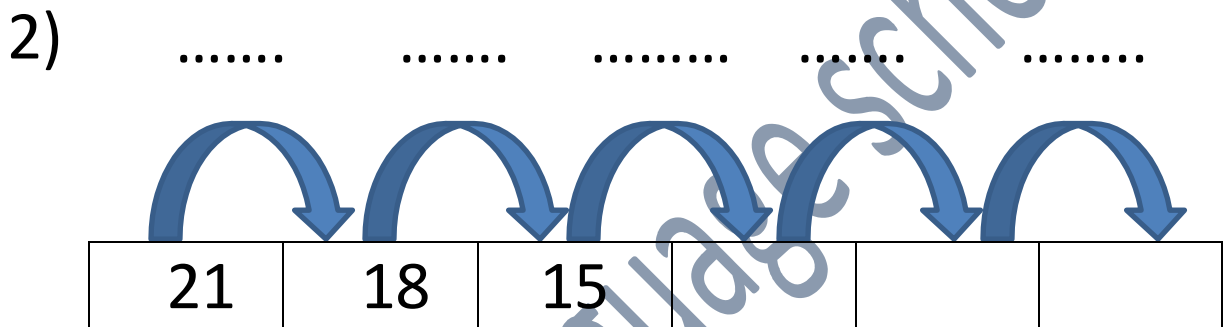
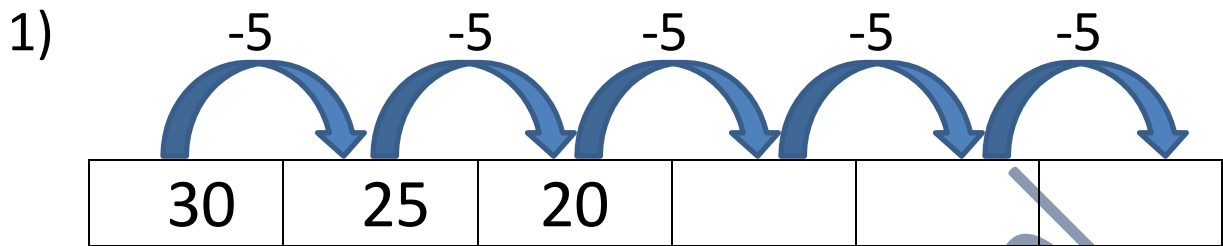
3)

12	15	18			
----	----	----	--	--	--

4)

30	40	50			
----	----	----	--	--	--

Complete the number pattern:



Complete the pattern ,according to the pattern.

1) 10,.....,.....,....., Rule:+10

2) 15,.....,.....,.....,..... Rule:+5

3) 36,.....,.....,.....,..... Rule:-4

4) 12,.....,.....,.....,..... Rule:+6

5) 72,.....,.....,.....,..... Rule:-6

6) 70,.....,.....,.....,..... Rule:-10

7) 79,.....,.....,.....,..... Rule:-11

Use the given rule to finish the number pattern:

1) 20,.....,.....,.....,..... Rule:+2,-1

2) 15,.....,.....,.....,..... Rule:+5,-2

3) 40,.....,.....,.....,..... Rule:10,+5

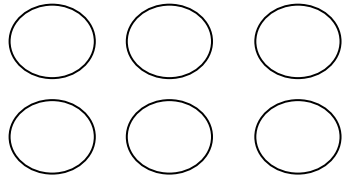
4) 32,.....,.....,.....,..... Rule:+4,-2

5) 55,.....,.....,.....,..... Rule:+5,2

6) 11,.....,.....,.....,..... Rule:+4,3


7) 30,.....,.....,.....,..... Rule:+1,2

Choose(array or non-array)




Array

Non-array



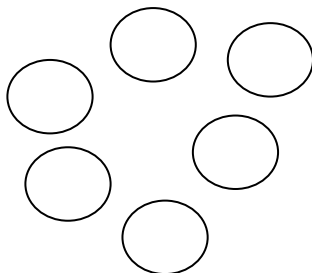
Array

Non-array



Array

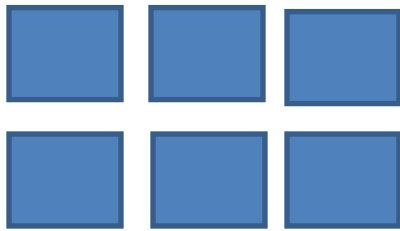
Non-array



Array


Non-array

Count the rows and the addition equation then count the column and write the addition equation:




Rows: ...2..... $3+3=6$

Columns: ...3.... $2+2+2=6$



Rows:

Columns:




Rows:

Columns:


Draw an array for each equation using



3×2



5×2



1×6



2×4



Chapter(9)

Lesson(1)

Use front-end estimation to add and subtract.

$$67+12=89$$

$$60+10=70$$

$$35+33=\dots\dots$$

$$\dots\dots+\dots\dots=\dots\dots$$

$$28+71=\dots\dots$$

$$\dots\dots+\dots\dots=\dots\dots$$

$$94-32=\dots\dots$$

$$\dots\dots-\dots\dots=\dots\dots$$

$$68-13=\dots\dots$$

$$\dots\dots-\dots\dots=\dots\dots$$

$$59-27=\dots\dots$$

$$\dots\dots-\dots\dots=\dots\dots$$

Lesson(2,3)

Round each number to the nearest ten.

Number	The result to the nearest 10
26
17
31
45
63
78
82
94

Lesson(4,5)

Add.

$$57 + 15 = \dots$$

$$\dots + \dots = \dots$$

$$25 + 76 = \dots$$

$$\dots + \dots = \dots$$

$$26 + 44 = \dots$$

$$\dots + \dots = \dots$$

$$57 + 34 = \dots$$

$$\dots + \dots = \dots$$

$$39 + 55 = \dots$$

$$\dots + \dots = \dots$$

$$49 + 38 = \dots$$

$$\dots + \dots = \dots$$

Add.

$$544+214=.....$$

$$.....+.....=.....$$

$$365+145=.....$$

$$.....+.....=.....$$

$$401+278=.....$$

$$.....+.....=.....$$

$$864+453=.....$$

$$.....+.....=.....$$

$$666+112=.....$$

$$.....+.....=.....$$

$$947+615=.....$$

$$.....+.....=.....$$

Lesson(6,8)

Add.

$$\begin{array}{r} 19 \\ + \\ \hline 16 \\ \hline \dots\dots \end{array}$$

$$\begin{array}{r} 44 \\ + \\ \hline 6 \\ \hline \dots\dots \end{array}$$

$$\begin{array}{r} 88 \\ + \\ \hline 11 \\ \hline \dots\dots \end{array}$$

$$\begin{array}{r} 57 \\ + \\ \hline 18 \\ \hline \dots\dots \end{array}$$

$$\begin{array}{r} 43 \\ + \\ \hline 16 \\ \hline \dots\dots \end{array}$$

$$\begin{array}{r} 81 \\ + \\ \hline 13 \\ \hline \dots\dots \end{array}$$

$$\begin{array}{r} 67 \\ + \\ \hline 14 \\ \hline \dots\dots \end{array}$$

$$\begin{array}{r} 35 \\ + \\ \hline 27 \\ \hline \dots\dots \end{array}$$

$$\begin{array}{r} 77 \\ + \\ \hline 24 \\ \hline \dots\dots \end{array}$$

Solve the addition problems .Use drawing
To help you regroup.

$$36 + 28 = \dots\dots\dots$$

Tens	ones

$$72 + 19 = \dots\dots\dots$$

Tens	ones

$$39 + 16 = \dots\dots\dots$$

Tens	Ones

Lesson(9,10)

Add.

$$63 + 55 = \dots\dots\dots$$

$$34 + 71 = \dots\dots\dots$$

$$84 + 72 = \dots\dots\dots$$

$$96 + 32 = \dots\dots\dots$$

$$77 + 63 = \dots\dots\dots$$

$$53 + 65 = \dots\dots\dots$$

$$44 + 93 = \dots\dots\dots$$

Add.

$$121 + 325 = \dots\dots\dots$$

Hundreds	Tens	Ones

$$423 + 233 = \dots\dots\dots$$

Hundreds	Tens	Ones

$$468 + 213 = \dots\dots\dots$$

Hundreds	Tens	Ones

$$349 + 324 = \dots\dots\dots$$

Hundreds	Tens	Ones

$$657 + 128 = \dots\dots\dots$$

Hundreds	Tens	Ones

Chapter(10)

Lesson(1)

11
6 5

.....+.....=.....
.....+.....=.....
.....-.....=.....
.....-.....=.....

8
2 6

.....+.....=.....
.....+.....=.....
.....-.....=.....
.....-.....=.....

16
7 9

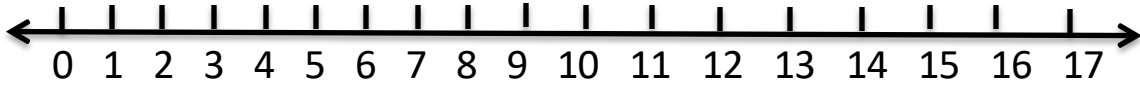
.....+.....=.....
.....+.....=.....
.....-.....=.....
.....-.....=.....

13
5 8

.....+.....=.....
.....+.....=.....
.....-.....=.....
.....-.....=.....

Lesson(2,3)

Use the number line to subtract:



$17 - 4 = \dots\dots\dots$

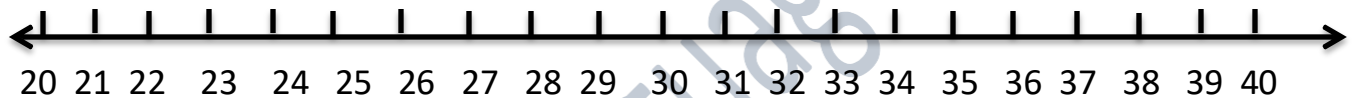
$15 - 2 = \dots\dots\dots$

$16 - 7 = \dots\dots\dots$

$13 - 5 = \dots\dots\dots$

$12 - 6 = \dots\dots\dots$

$11 - 3 = \dots\dots\dots$



$29 - 7 = \dots\dots\dots$

$34 - 5 = \dots\dots\dots$

$31 - 6 = \dots\dots\dots$

$35 - 3 = \dots\dots\dots$

$26 - 2 = \dots\dots\dots$

$33 - 9 = \dots\dots\dots$

$24 - 3 = \dots\dots\dots$

$37 - 8 = \dots\dots\dots$

$40 - 5 = \dots\dots\dots$

$39 - 3 = \dots\dots\dots$

$35 - 6 = \dots\dots\dots$

$32 - 7 = \dots\dots\dots$

$38 - 8 = \dots\dots\dots$

$27 - 4 = \dots\dots\dots$

Solving the following story problems:

1- Amira has 39 girls in her class and 28 boys. Find the difference between the number of girls and number of boys in amira is class.

.....

2- Ali has L.E150, he went to a store to buy a video game that cost L.E 193, how much money does he need to buy this video game?

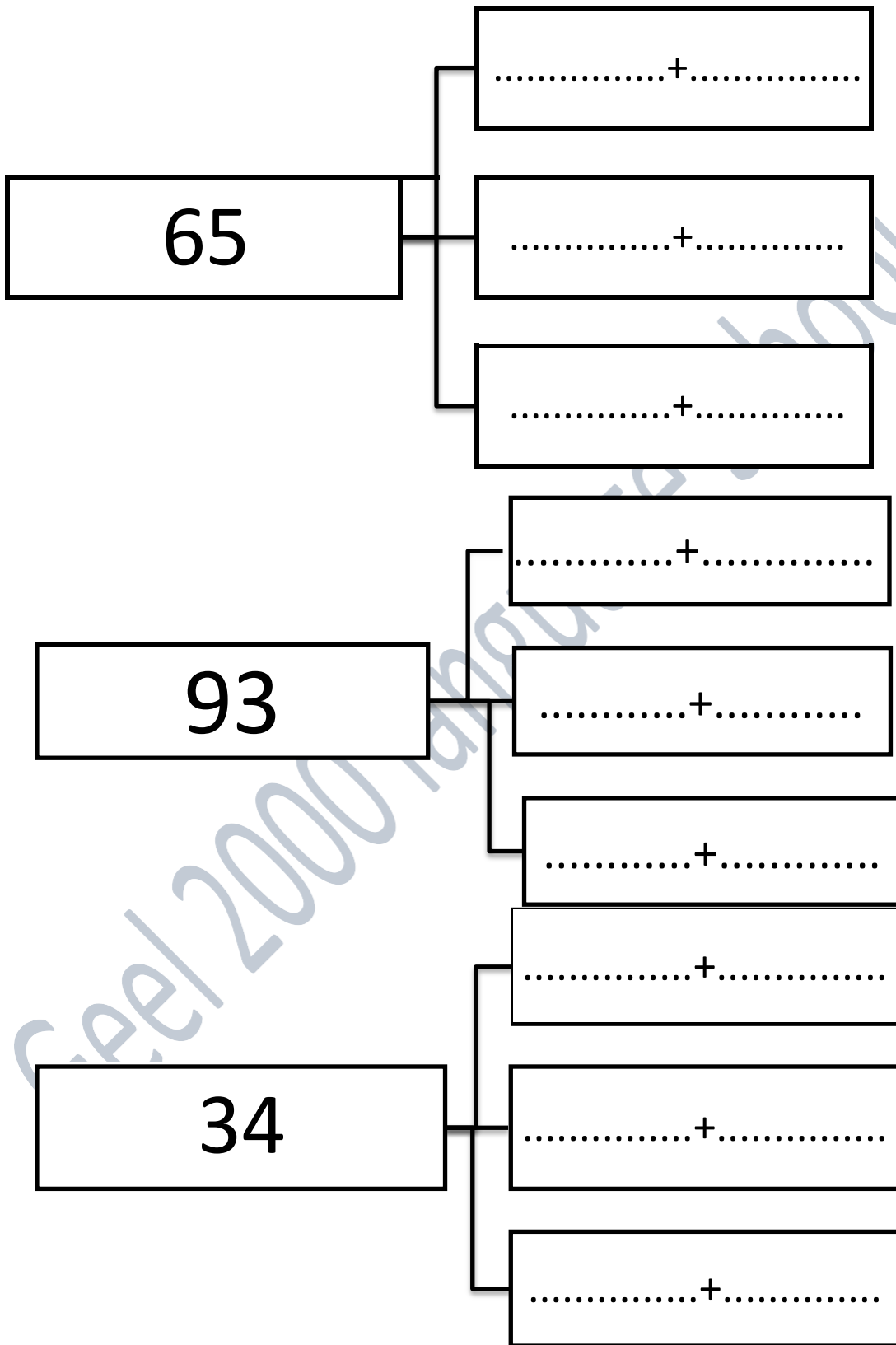
.....

3- Ahmed had L.E 89, he gave his brother Adam L.E58, how much money was left with him?

.....

Lesson(4,5)

decompose numbers with 3 different ways.



Use the 100 chart to solve the cluster problems.

1	2	3	4	5	6	7	8	9	10
11	12	13	14	15	16	17	18	19	20
21	22	23	24	25	26	27	28	29	30
31	32	33	34	35	36	37	38	39	40
41	42	43	44	45	46	47	48	49	50
51	52	53	54	55	56	57	58	59	60
61	62	63	64	65	66	67	68	69	70
71	72	73	74	75	76	77	78	79	80
81	82	83	84	85	86	87	88	89	90
91	92	93	94	95	96	97	98	99	100

$$45 - 10 = \dots\dots$$

$$45 - 20 = \dots\dots$$

$$45 - 30 = \dots\dots$$

$$45 - 40 = \dots\dots$$

$$87 - 10 = \dots\dots$$

$$87 - 20 = \dots\dots$$

$$87 - 30 = \dots\dots$$

$$87 - 35 = \dots\dots$$

$93-10=.....$

$93-20=.....$

$93-40=.....$

$93-44=.....$

$73-10=.....$

$73-20=.....$

$73-30=.....$

$73-45=.....$

$65-10=.....$

$65-20=.....$

$65-40=.....$

$65-53=.....$

$67-10=.....$

$67-20=.....$

$67-30=.....$

$67-34=.....$

$120-10=.....$

$120-20=.....$

$120-40=.....$

$120-50=.....$

$130-10=.....$

$130-20=.....$

$130-30=.....$

$130-40=.....$

Lesson(6)

1) 34 - 9 =

Tens	Ones

2) 45 - 18 =

Tens	Ones

3) 34 - 27 =

Tens	Ones

Date\.....

Subtract the following numbers:

$$\begin{array}{r} 1) \quad 43 \\ - 19 \\ \hline \end{array}$$

$$\begin{array}{r} 2) \quad 52 \\ - 35 \\ \hline \end{array}$$

$$\begin{array}{r} 3) \quad 65 \\ - 38 \\ \hline \end{array}$$

$$\begin{array}{r} 4) \quad 81 \\ - 23 \\ \hline \end{array}$$

$$\begin{array}{r} 5) \quad 90 \\ - 47 \\ \hline \end{array}$$

$$\begin{array}{r} 6) \quad 63 \\ - 7 \\ \hline \end{array}$$

$$\begin{array}{r} 7) \quad 44 \\ - 37 \\ \hline \end{array}$$

$$\begin{array}{r} 8) \quad 82 \\ - 66 \\ \hline \end{array}$$

$$\begin{array}{r} 9) \quad 53 \\ - 39 \\ \hline \end{array}$$

$$\begin{array}{r} 10) \quad 71 \\ - 67 \\ \hline \end{array}$$

$$\begin{array}{r} 11) \quad 83 \\ - 58 \\ \hline \end{array}$$

$$\begin{array}{r} 12) \quad 94 \\ - 18 \\ \hline \end{array}$$

$$\begin{array}{r} 13) \quad 61 \\ - 29 \\ \hline \end{array}$$

$$\begin{array}{r} 14) \quad 43 \\ - 28 \\ \hline \end{array}$$

$$\begin{array}{r} 15) \quad 80 \\ - 54 \\ \hline \end{array}$$

$$\begin{array}{r} 16) \quad 92 \\ - 35 \\ \hline \end{array}$$

$$\begin{array}{r} 17) \quad 73 \\ - 57 \\ \hline \end{array}$$

$$\begin{array}{r} 18) \quad 84 \\ - 45 \\ \hline \end{array}$$

$$\begin{array}{r} 19) \quad 96 \\ - 49 \\ \hline \end{array}$$

$$\begin{array}{r} 20) \quad 81 \\ - 37 \\ \hline \end{array}$$

Lesson(7,8)

Subtract each of the following:

1) $572 - 146 = \dots\dots\dots$

Hundreds	Tens	Ones

2) $318 - 209 = \dots\dots\dots$

Hundreds	Tens	Ones

3) $753 - 437 = \dots\dots\dots$

Hundreds	Tens	Ones

Lesson(9,10)

Estimate the following problems using front end estimation, then subtract.

1) $459 - 128 = \dots\dots\dots$

estimate: $\dots\dots\dots - \dots\dots\dots = \dots\dots\dots$

2) $117 - 25 = \dots\dots\dots$

Estimate: $\dots\dots\dots - \dots\dots\dots = \dots\dots\dots$

3) $179 - 36 = \dots\dots\dots$

Estimate: $\dots\dots\dots - \dots\dots\dots = \dots\dots\dots$

Estimate the following problems using rounding estimation, then subtract.

1) $164 - 73 = \dots\dots\dots$

Estimation:

Hundreds	Tens	Ones

2) $452 - 71 = \dots\dots\dots$

Estimation:

Hundreds	Tens	Ones

3) $328 - 262 = \dots\dots\dots$

Estimation:

Hundreds	Tens	Ones

Estimate using the front end estimation,
then find the difference.

1) $436 - 264 = \dots\dots\dots$

Estimation:

$\dots\dots + \dots\dots = \dots\dots$
--

2) Hundreds	Tens	Ones

2) $642 - 462 = \dots\dots\dots$

Estimation:

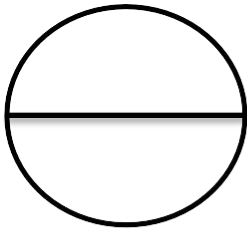
$\dots\dots + \dots\dots = \dots\dots$
--

Hundreds	Tens	Ones


Chapter(11)

Lesson(1,2)


Notice the shape with parts and circle the correct word.




Equal or not equal




Equal or not equal



Equal or not equal

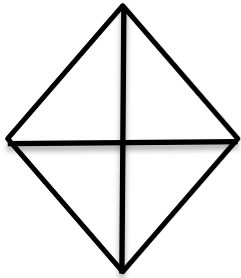


Equal or not equal

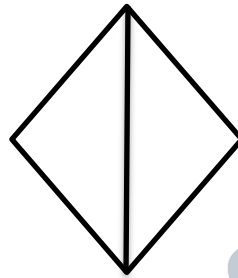


Equal or not equal


Color one of the parts, then color the matching fraction.




$\frac{1}{3}$ $\frac{1}{4}$ $\frac{2}{4}$




$\frac{1}{2}$ $\frac{1}{4}$ $\frac{1}{3}$




$\frac{1}{3}$ $\frac{1}{4}$ $\frac{2}{4}$



$\frac{2}{2}$ $\frac{1}{3}$ $\frac{1}{2}$



$\frac{1}{5}$ $\frac{1}{6}$ $\frac{2}{6}$




$\frac{1}{5}$ $\frac{1}{3}$ $\frac{1}{4}$


Lesson(3,6)

Shade in according to the fraction. Then name the fraction.


$$\frac{1}{4}$$



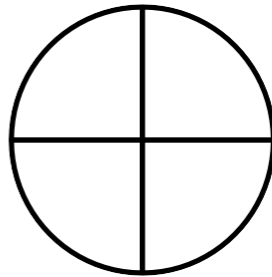
$$\frac{2}{4}$$



$$\frac{4}{4}$$




$$\frac{3}{4}$$



$$\frac{1}{3}$$



$$\frac{1}{3}$$




Draw a line to divide each shape according to the fraction.


$$\frac{2}{4}$$




$$\frac{1}{3}$$




$$\frac{2}{3}$$




$$\frac{3}{4}$$



$$\frac{1}{2}$$









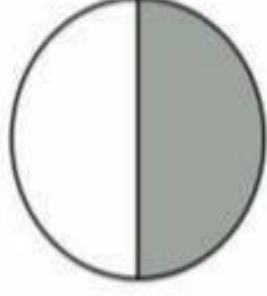









$$\frac{3}{4}$$



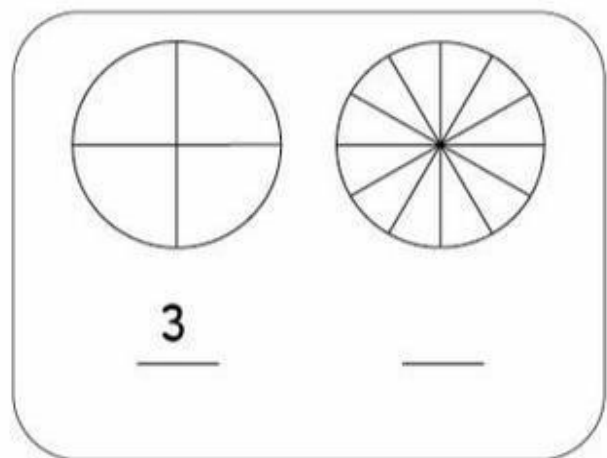
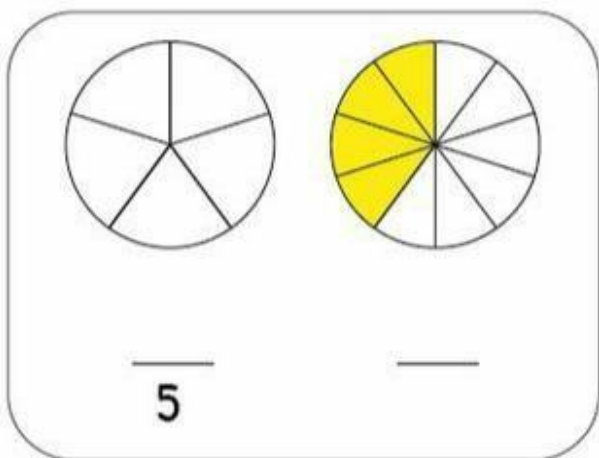
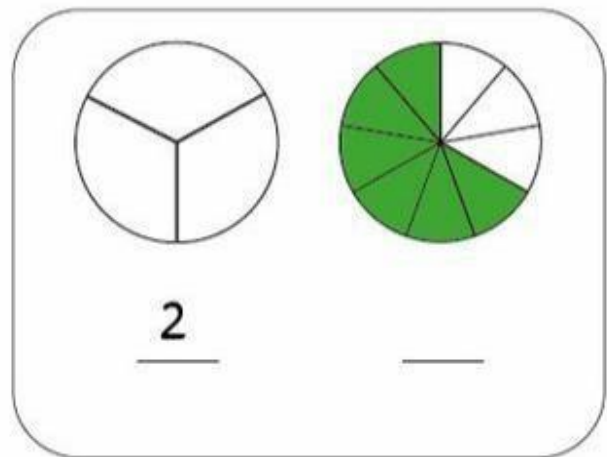
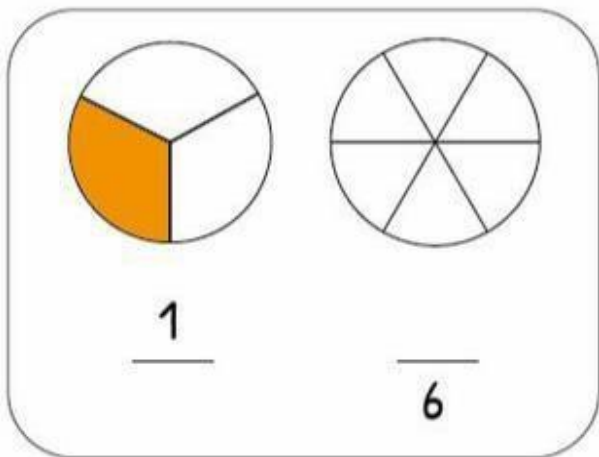
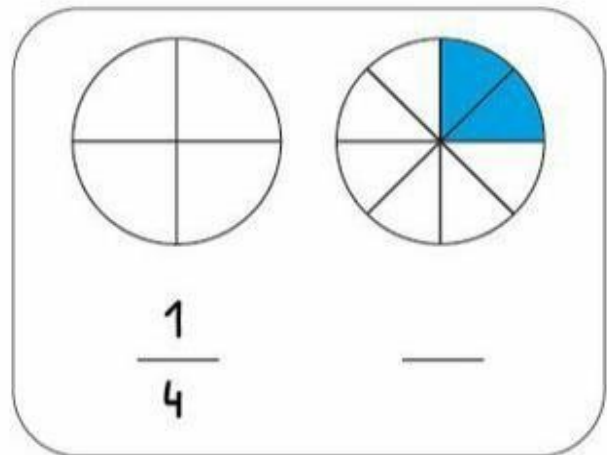
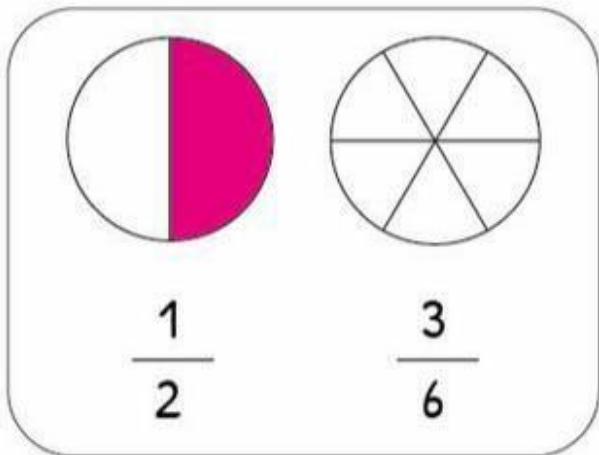
FRACTIONS

What is the fraction of the shaded part?

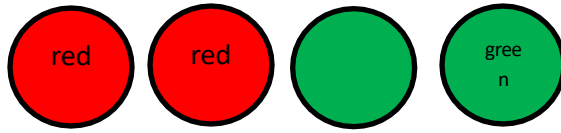
			
			
			
			




Look at each pair of equivalent fractions.
Complete the shading and numbers.



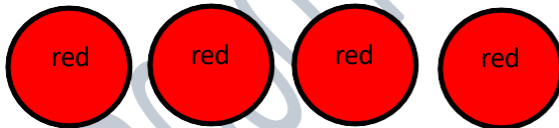
Look and answer:



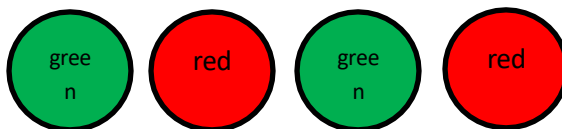
Fractions of red :.....



Fractions of yellow :.....




Fractions of red:.....



Fractions of red :.....

Look at each set and answer the question below.



1-What fraction of the circles is blue?.....

2- What fraction of the circles are yellow?.....

3-What fraction of the circles are blue and yellow?

.....



1-What fraction of the square is blue?.....

2- What fraction of the squares are red?

3-What fraction of the squares are red and blue?

.....


Color and complete:

- Color 1 part in red, color 3 parts in blue:

-What fraction of the circle is red? $\frac{\dots\dots}{\dots\dots}$

-What fraction of the circle is blue? $\frac{\dots\dots}{\dots\dots}$

-What fraction of the circle is green? $\frac{\dots\dots}{\dots\dots}$




- Color 3 parts in red, color 1 part in yellow, and color the rest of the circle in green.

-What fraction of the circle is red? $\frac{\dots\dots}{\dots\dots}$

-What fraction of the circle is green? $\frac{\dots\dots}{\dots\dots}$

-What fraction of the circle is yellow? $\frac{\dots\dots}{\dots\dots}$




- Color 2 parts in blue, and 2 parts in brown, and 1 part in red.

-What fraction of the circle is blue? $\frac{\dots\dots}{\dots\dots}$


-What fraction of the circle is brown? $\frac{\dots\dots}{\dots\dots}$

- What fraction of the circle is red? $\frac{\dots\dots}{\dots\dots}$




Shade in according to the fraction:


$$\frac{1}{2}$$



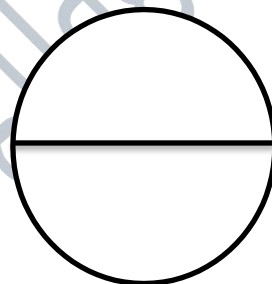
$$\frac{2}{3}$$




$$\frac{2}{4}$$




Whole one



$$\frac{3}{4}$$

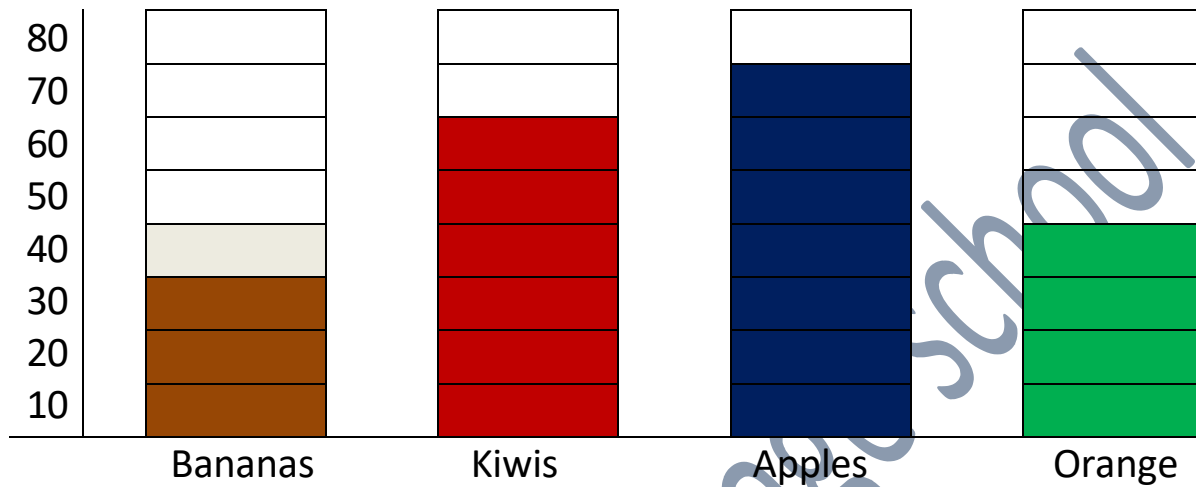


$$\frac{1}{4}$$



Chapter(12)

Look at the data in the bargraph and answer the question.



1-How many people like apples?

.....

2-How many people like bananas and kiwis?

.....

3-How many more people like apple than orange?

.....

4-What is the most popular fruit on this graph?


.....

5-What is the least popular fruit on this graph?

.....

Make bargraph using the data from the table ,then answer the question.

Seaanimal	Jellyfish	Seahorse	Octopus	Dolphin
number	20	35	15	40



1-How many students liked octopus?

.....















2-How many students liked dolphin and jellyfish?

.....

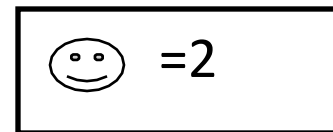
3-How many students liked dolphin and seahorse?

.....

Look at the following pictograph and answer the question?

Redteam	   
Blueteam	 
Pinkteam	    
Grayteam	  

Key



1-Which team has the most soccer goals?

.....

2-How many goals did the pink team score?

.....

3-How many goals did the gray team and blue team score?

.....

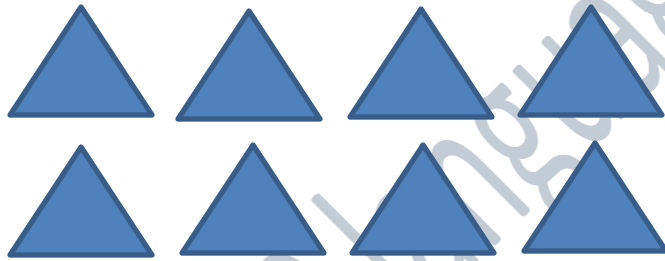
4- How many more goals did the red team score than the blue team?

.....


Write the addition sentence for each array.



Addition sentence:.....



Addition sentence:.....



Addition sentence:.....

solve the array:


Rows:..... Columns :.....

.....by.....

Addition sentence:

.....

.....



Rows :..... Columns :.....

.....by.....

Addition sentence :

.....

.....


Rows :..... Columns :.....

.....by.....

Addition sentence :

.....

.....



Solve each problem below, and show how you solve the problem.

1- $19+40= \dots\dots\dots$

2- $88-46= \dots\dots\dots$

3- $281+143= \dots\dots\dots$

4- $542-127= \dots\dots\dots$

Read and solve:

1-Ahmed had L.E. 140. He went to the clothes store ;he bought at-shirtforL.E.62.Howmuch money remind with him?

.....

2- Amar'smothermade42cakesforhisbirthday party and his aunt made 25 cakes also. How many cakes are there in all?

.....

3- Yassin went on a picnic; he collected 29 red applesand17greenapplesinthepicnicbag. How many apples did he collect in all?

.....

تطبيق



مذكرات جاهزة للطباعة

لتحميل الملفات التعليمية مجاناً للمعلم والطالب

مذكرات وملازم / مراجعات وملخصات / امتحانات / كتب الوزارة /
أدلة المعلم / دفاتر التحضير / سجلات مدرسية / أوراق تأسيس

امسح الكود بموبايلك علشان تقدر تثبت التطبيق

وتقدر ف أي وقت تحمّل ال نفسك فيه ببلاش

هيغنيك عن البحث والجروبات والقنوات الكثيرة

