

**Mr. Mohamed Said**  
**01109919497**

LEVEL UP  
ENGLISH  
LEARN. INSPIRE.  
ACHIEVE.  
ENGLISH OPENS DOORS.



Mr. Mohamed Said

LEVEL UP  
ENGLISH  
LEARN. INSPIRE.  
ACHIEVE.  
ENGLISH OPENS DOORS.



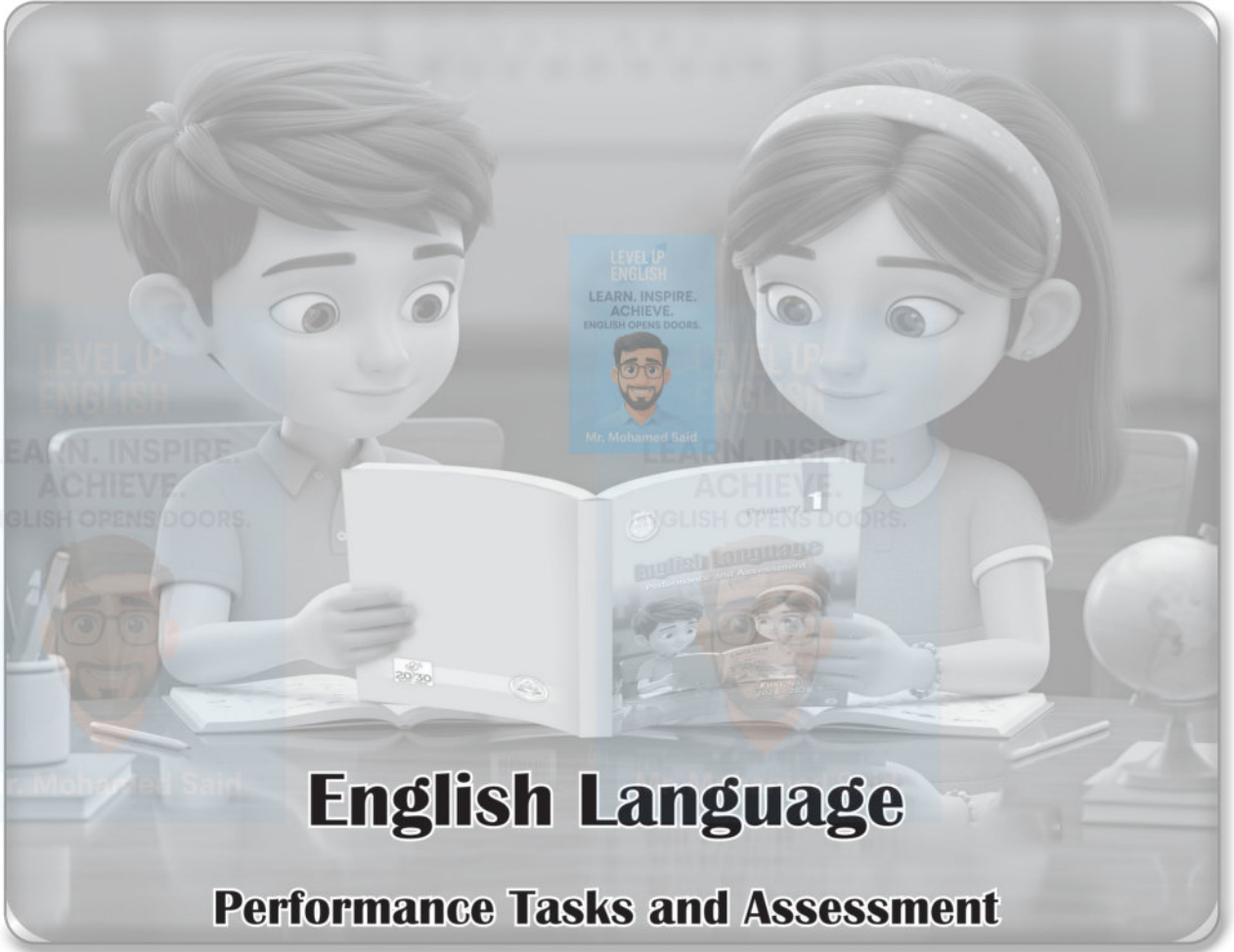
Mr. Mohamed Said



LEVEL UP  
ENGLISH  
LEARN. INSPIRE.  
ACHIEVE.  
ENGLISH OPENS DOORS.



Mr. Mohamed Said



# English Language

## Performance Tasks and Assessment

### Primary six

Name: .....

Class: .....

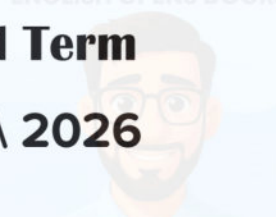
School: .....

### Second Term

2025 \ 2026



Mr. Mohamed Said



Mr. Mohamed Said

**Mr. Mohamed Said**  
**01109919497**



Mr. Mohamed Said

تطبيق



مذكرات جاهزة للطباعة

لتحميل الملفات التعليمية مجاناً للمعلم والطالب

مذكرات وملازم / مراجعات وملخصات / امتحانات / كتب الوزارة /  
أدلة المعلم / دفاتر التحضير / سجلات مدرسية / أوراق تأسيس

امسح الكود بموبايلك علشان تقدر تثبت التطبيق

وتقدر ف أي وقت تحمّل ال نفسك فيه ببلاش

هيغنك عن البحث والجروبات والقنوات الكثيرة



**Mr. Mohamed Said**  
**01109919497**

**Prepared by**

**Ms. Rabab Abdelaziz Zidan**

**Ms. Dalia Hassan Mohamed**

**Reviewed by**

**Mrs. Eman Mahmoud Youssef**

**ELT Counselor, MOETE**

**General Supervision**

**Dr Akram Hassan Mohamed**

**The Minister's Assistant for Educational Curricula Development**  
**Supervisor of the Central Administration for Curriculum Development**

**Designed by**

**Mrs. Hanan Mohamed Derag**

**Mr. Elsaied Elasyed Hamid**

## Introduction

The Ministry of Education and Technical Education recognizes the importance of empowering teachers with effective tools that elevate classroom performance, enhance the quality of education, and improve its outcomes. This is a real response to the voices of teachers, interacting with the feedback channels from the educational field, and meeting the needs of teachers for flexible and comprehensive educational tools that assist them in fulfilling their noble educational mission.

This book has been designed to serve as an integrated educational support for teachers, helping them in planning and executing their teaching tasks efficiently. It also facilitates continuous assessment processes. The content has been designed to offer diverse models of effective classroom performance and educational activities created based on an interactive methodology that enhances active learning. It contributes to a qualitative shift in teaching practices, clearly focusing on the student as the core of the educational process.

The book includes formative and diagnostic questions, as well as purposeful learning tasks that students can complete as homework, enhancing the integration of learning inside and outside the classroom and contributing to the sustainable construction of learning for students. These tools help develop critical and creative thinking, deepen understanding, and support and enhance student motivation, giving them a sense of achievement and excellence.

It also includes short weekly tests and periodic assessments, allowing teachers to measure the extent of learning outcomes and address learning gaps early, providing feedback on the initial results. The performances at the end of each month are concluded with immediate training sessions that help improve student performance. These assessments are gradual, taking into account individual differences and targeting various levels of cognitive development, within a framework of diversity, depth, and integration, preparing students for monthly tests efficiently.

This book is a true translation of the Ministry's directions to ease the burdens on parents, provide supporting educational content that enriches the classroom environment, and allow teachers more time for educational innovation and productive interaction with their students. It also forms an effective tool in supporting the Ministry's direction to enhance learning outcomes, achieving a real transformation in the learning environment-from memorization to understanding, from rote learning to application, and from passive reception to active participation.

When we place this work in the hands of teachers and students, we hope it will be a valuable contribution to improving academic performance, enhancing the quality of education, and becoming an additional cornerstone in building a generation that is aware and knowledgeable, equipped with the skills and competencies needed for success in a world that demands creativity and innovation. It aims to have a tangible impact in realizing an ambitious educational vision for the future of education in our beloved country.

**Allah is the one sought for help, and He guides to the right path...**

**Lesson 1** A Visit to the Art Gallery

Date: ...../...../.....



**Warm- up Activity**

Have you ever practiced any kind of art?



**Classroom Performance**

**Activity**

Choose the correct answer from a, b, c, or d:

- What do artists use to mix their colors?  
a) Canvas                      b) Palette                      c) Sculpture                      d) Frame
- A/An ..... is a tool that helps an artist paint on a canvas.  
a) paintbrush                      b) pencil                      c) eraser                      d) knife
- ..... is a beautiful piece of art made with great skill.  
a) Drawing                      b) Masterpiece                      c) Sketch                      d) Model
- ..... is a person who paints or draws.  
a) Musician                      b) Artist                      c) Writer                      d) Teacher
- Whisper means to.....  
a) shout loudly                      b) sing a song                      c) speak quietly                      d) laugh loudly

Palette  
paintbrush  
Masterpiece  
Artist  
speak quietly

**Homework Performance**

**Activity**

Read and complete the text with the words from the following box:

portrait – masterpiece – museum – canvases

museum  
Canvases  
portrait  
masterpiece



Omar and his sister Salma love art. Last weekend, they visited a big (1)..... in the city center. They walked quietly and looked at many beautiful paintings on large (2)..... Salma liked a colorful (3)..... that looked almost real. Before leaving, Omar told her, “This painting is a real (4).....!”

**Lesson 2** What's in the Frame?

Date: ...../...../.....

 **Warm-up Activity**



Do you like taking photos or drawing pictures?

**Classroom Performance:**

**Activity 1** Match each word with its correct meaning:

**Word**

**Meaning**

- |                |   |
|----------------|---|
| 1. Palette     | a. a strong cloth stretched over a frame, used as a surface for painting        |
| 2. Canvas      | b. to speak very quietly  |
| 3. Sculpture   | c. a work that is made with great skill that stands out as the best of its kind |
| 4. Whisper     | d. a work of art that is created by shaping or assembling materials             |
| 5. Masterpiece | e. a board or surface used by a painter to mix colors                           |

**Activity 2** Complete the sentences with the correct form of either....or, neither.....nor, or both.....and.

- Is it .....a painting .....a photograph in the frame?
- Do artists use ..... a paintbrush .....a palette?
- Art is for everyone: you can ..... visit the gallery .....stay at home and view art online.
- In the gallery you can find .....modern ..... old pieces of art.
- You can ..... draw a picture ..... take a photo for the display.

either ... or  
both ... and  
either ... or  
both ... and  
either ... or

**Homework Performance:**

**Activity** Write a short paragraph of about (60) words about your visit to an art gallery.

remember- paintings

Last week, I visited the city art gallery with my friends. It was a wonderful place filled with colorful paintings and interesting sculptures. We walked quietly and looked at the beautiful portraits on the walls. I bought a small souvenir to remember the day. It was a great trip, and I learned a lot about art.

**Lesson 3** An Egyptian Masterpiece

Date: ...../...../.....



**Warm-up Activity**

Do you know, who is Mahmoud Mokhtar?



**Classroom Performance:**

**Activity**

Choose the correct answer from a, b, c, or d:

1. The large statue called "Nahdat Misr" shows a woman and a .....

- a) pharaoh                      b) sphinx                      c) pyramid                      d) obelisk

2. One of his early tools shown at the exhibition was a tiny ..... used for painting.

- a) canvas                      b) palette                      c) paintbrush                      d) easel

3. Mahmoud Mokhtar was about a truly ..... artist.

- a) ordinary                      b) talented                      c) unskilled                      d) ignorant

4. I can't imagine how Mahmoud Mokhtar began to ..... this huge statue.

- a) plan                      b) admire                      c) carve                      d) purchase

5. I saw the small ..... he painted when he was a university student.

- a) sculpture                      b) sketch                      c) mural                      d) canvas

sphinx  
paintbrush  
talented  
carve  
canvas

**Homework Performance:**

**Activity**

Answer these questions:

1- What is the name of Mahmoud Mokhtar's big statue?

**Nahdit Masr (or Nahdat Misr)**

2- Was the sculpture ordinary?

**No, it wasn't. (It was incredible/amazing).**

3- When did Mahmoud Mokhtar paint the small canvas?

**When he was a university student.**

# Weekly Quiz

## Weekly Assessment A



Read and complete the text with the words from the following box:

interesting – sphinx – talented – paintings – carved

sphinx  
paintings  
interesting  
carved  
talented

Mahmoud Mohtar was a famous Egyptian artist. He made a big statue called Nefertiti in Masr. It shows a woman and a (1)..... He also painted many (2)..... His pottery room was very (3)..... I cannot imagine how he (4) ..... the huge statue. Everyone thinks he was very (5).....

## Weekly Assessment B

Read and complete the text with the words from the following box:

excited – beautiful – sculptures – colors – famous

beautiful  
sculptures  
colors  
famous  
excited

Last weekend, I visited an art gallery. I saw a (1) ..... painting of flowers. There were also some old (2) .....on display. The artist used bright (3) ..... to make it beautiful. I asked the guide who made it, and he said it was (4)..... I felt very (5) ..... seeing all the artworks.

## Weekly Assessment C

Read and complete the text with the words from the following box:

unique – amazing – exhibition – young – sculptures

sculptures  
young  
unique  
exhibition  
amazing

My favorite artist is very talented. She loves to paint and make (1)..... Her first painting was shown when she was very (2)..... People say her style is very (3) ..... Last year, she held an (4) ..... in the city museum. I hope I can meet her and tell her how (5) ..... her work is.

Lesson 4

Writing Like an Artist

Date: ...../...../.....



Warm-up Activity

Can you describe a picture, sculpture, or mural that you have seen before?

Classroom Performance:

Activity

Write (T) true or (F) false:

- 1- A sculpture is a piece of art that is usually three-dimensional. ( T )
- 2- Bright colors are pale and soft. ( F )
- 3- Textures can be smooth, rough, soft, or hard. ( T )
- 4- A canvas is something artists can paint on. ( T )
- 5- Shapes in art can be round, square, triangle, or curved. ( T )

Homework Performance:

Activity

Read the following text, then answer the questions:

I made a colorful clay vase for my art project. It is tall, with a wide, round base and a narrow top. I used red, blue, and yellow clay, mixing some colors to make new shades. The surface is smooth and shiny because I polished it carefully after it dried. I added small patterns around the middle using a toothpick. I feel proud of my vase because I worked hard on it, and it is one of my favorite pieces of art.

A- Answer the following Questions:

- 1. What did the writer make for their art project? ..... A colorful clay vase
- 2. What are the main colors used in the vase? ..... Red, blue, and yellow
- 3. How does the surface of the vase seem? ..... Smooth and shiny

B- Choose the correct answer from a, b, c, or d:

4. The writer use a..... to make patterns on the vase.

- a- camera    b- brush and special tools    c- pencil and paper    d- ruler

5. The writer feels..... about their vase.

- a- angry    b- proud and happy    c- bored    d- surprised

brush and special tools  
proud and happy

Lesson 5 The Grand Egyptian Museum

Date: ...../...../.....

Warm-up Activity



Who watched the opening of the Grand Egyptian Museum?

Classroom Performance:

Activity

Read and complete the text with the words from the following box:

Cairo – opened – exciting – visitors – new

opened  
Cairo  
new  
visitors  
exciting

The Grand Egyptian Museum (1) ..... recently near (2).....

It is a very (3) ..... museum with many ancient Egyptian treasures. Many (4) ..... come to see the famous statues and mummies.

The museum is very (5) .....and interesting for everyone.

Homework Performance:

Activity

Write 5-6 sentences describing The Grand Egyptian Museum.

1. When did the museum open?
2. Where is the museum located?
3. Who comes to visit the museum?
4. What can visitors see in the museum?
5. How do you feel about the museum?



It opened recently.....

It is located near Cairo.....

Tourists, students, and families visit the museum.....

Visitors can see ancient treasures, statues, and the golden mask.....

I feel proud and excited about it.....

# Weekly Quiz

## Weekly Assessment A



Choose the correct answer from a, b, c, or d:

1. Where is the Grand Egyptian Museum located?

- a) Alexandria      b) Luxor      c) Cairo      d) Giza

2. What can visitors see in the museum?

- a) Modern paintings only      b) Ancient Egyptian treasures  
c) Zoos and animals      d) Beaches

3. People visit the Grand Egyptian Museum.....

- a) to see ancient Egyptian treasures      b) to go swimming  
c) to watch movies      d) to play sports

Giza  
Ancient Egyptian treasures  
to see ancient Egyptian treasures  
Tourists and visitors from around the world  
Excited and interested

4. Who comes to visit the museum?

- a) Only local students      b) Tourists and visitors from around the world  
c) Only teacher      d) Only artists

5. How do people usually feel when they visit the museum?

- a) Bored      b) Excited and interested      c) Sleepy      d) Angry

## Weekly Assessment B

Choose the correct answer from a, b, c, or d:

1. What is one of the most famous items in the Grand Egyptian Museum?

- a) Pyramids      b) Mummies      c) Modern sculptures      d) Cars

2. How many treasures does the museum show?

- a) A few      b) Many ancient treasures      c) Only one      d) None

3. What kind of building is the museum?

- a) Small and old      b) Big and modern  
c) Tiny and wooden      d) Underground only

Mummies  
Many ancient treasures  
Big and modern  
To learn about Egyptian history  
Ancient statues

4. Why do people visit the museum?

- a) To see the sea      b) To learn about Egyptian history  
c) To eat food      d) To swim

5. Which of these can you find in the museum?

- a) Ancient statues      b) Animals      c) Cars      d) Beaches

**Weekly Assessment C**

Choose the correct answer from a, b, c, or d:

1. Which famous landmark is located near the Grand Egyptian Museum?

- a) Nile River      b) Giza Pyramids      c) Red Sea      d) Luxor Temple

2. Who designed the museum building?

- a) Architects      b) Farmers      c) Teachers      d) Artists only

3. What is special about the museum?

- a) It has old treasures from ancient Egypt      b) It has new video games  
c) It has playgrounds      d) It has shopping malls

4. How big is the museum?

- a) Small      b) Big and modern      c) Tiny      d) Underground only

5. What can visitors learn at the museum?

- a) History of Egypt      b) Swimming skills  
c) Cooking recipes      d) Driving lessons

**Giza Pyramids**

**Architects**

**It has old treasures from ancient Egypt**

**Big and modern**

**History of Egypt**

Review on Unit (1)

- talented
- incredible
- canvas
- to an art gallery
- her paintbrush and palette

1. Choose the correct answer from a , b , c or d:

1- Mahmoud Mokhtar was a very ..... Egyptian artist who could work in both painting and sculpture.

- a- incredible                      b. talented                      c. old                      d. famous

2-The "Nahdit Masr" statue is his most ..... masterpiece that impressed many visitors.

- a- sketched                      b. talented                      c. sketch                      d. incredible

3-Karim saw a small ..... he made as a university student before working on big artworks.

- a. statue                      b. canvas                      c. sketch                      d. palette

4-Where did Lily's family take her on Saturday? .....

- a. to the park                      b. to an art gallery                      c. to the zoo                      d. to a cinema

5-What did Lily wish she had with her at the gallery? .....

- a. her paintbrush and palette                      b. her school books  
c. her favorite toy                      d. her lunch boy

2. Write (T) true or (F) false:

1. Mahmoud Mokhtar was a painter only and didn't make any sculptures. ( F )  
2. Ali preferred Mahmoud Mokhtar's paintings to his sculptures. ( T )  
3. Every frame always has a sculpture inside. ( F )  
4. Art is described as neither boring nor difficult. ( F )  
5. Karim's favorite artwork was "Nahdit Masr." ( T )

3. Answer the following questions:

1-Who was Mahmoud Mokhtar?

A famous Egyptian artist. (or: He was a sculptor and painter).

2-What is the name of his most famous masterpiece?

Nahdit Masr (or: Egypt's Renaissance).

4. Put these sentences in the correct order:

Karim: Oh, yes! It was about Mahmoud Mokhtar. He made a big statue called Nahdit Masr. It shows a woman and a sphinx. ( ) (2)

Ali: Karim, remember that amazing art exhibition we visited last month? ( ) (1)

Ali: I know! The sculpture was absolutely incredible. I also saw his first sketch for it. ( ) (3)

(4)  
(5)

Karim: I did! And I saw the small canvas he painted when he was a university student. ( )

Ali: The room was also very interesting. He really was a talented artist. ( )

**5-Match the Word to its Meaning:**

Word	Meaning
1- Carve	a. to speak quietly so only one or two people could hear
2- Paintbrush	b. the surface (often cloth) an artist paints on
3- Palette	c. a soft tool used by artists to put paint on a picture
4- Canvas	d. a flat board artists use to mix colors
5- Whisper	e. to cut or shape wood or stone to make art

both ... and  
both ... and  
neither ... nor  
either ... or

**6-Complete with either...or, neither...nor, both...and:**

1. In art class, students can work with ..... clay ..... paints.
2. This art gallery is ..... modern ..... traditional—it includes both styles.
3. My room is ..... messy ..... untidy. It is organized.
4. You can choose to create ..... a painting ..... a sculpture for the contest.



**Lesson 1** The Brilliant Engineer

Date: ...../...../.....



**Warm-up Activity**

Have you ever used a gadget or a tool to make something? What was it?

**Classroom Performance:**

**Activity**

Match each word with its correct meaning:

Word	Meaning
1-Tools	a. detailed plan or drawing for making something
2-Gadget	b. to put parts together to make a whole
3-Blueprint	c. to make something better, or more effective
4-Assemble	d. things used to fix, build, or create things
5-Invention	e. a new idea, product, or method created for the first time
6-Improve	f. a small, useful device or tool

**Homework Performance:**

**Activity**

Read and complete the following dialog:

Engineer: Hello! Look at my new (1) .....

Student: Wow! What does it (2) .....

Engineer: It's a small (3) ..... that moves by solar power.

Student: That's great! When did you (4) ..... it?

Engineer: I (5) ..... it last week at home.

- invention
- do
- gadget (أداة)
- robot (روبوت)
- make (صنع)
- invent (اختراع)
- made (صنع)

Lesson 2 The Egyptian Loom

Date: ...../...../.....



Warm-up Activity



What do you think the loom is used for?

Classroom Performance:

Activity

Choose the correct answer from a, b, c, or d:

- The engineer drew a detailed ..... before building the machine.  
a) invention                      b) gadget                      c) blueprint                      d) tool
- The student ..... designed the solar robot won first prize.  
a) which                      b) whose                      c) who                      d) that
- My father uses special ..... to fix broken machines.  
a) gadgets                      b) tools                      c) blueprints                      d) engineers
- The robot ..... runs on solar power is very smart.  
a) who                      b) whose                      c) that                      d) whom
- We need to ..... the model if it doesn't work properly.  
a) design                      b) build                      c) improve                      d) idea

blueprint  
who  
tools  
that  
improve

Homework Performance:

Activity

Complete the following dialog:

who - build - blueprint - that

Student A: What are you working on?

Student B: I'm building a solar robot ..... can move in the sun.

Student A: Wow! Did you draw a ..... first?

Student B: Yes, I did. My brother, ..... is an engineer, helped me ..... it.

that  
blueprint  
who  
build

**Lesson 3** The Story of the First Clock

Date: ...../...../.....



**Warm-up Activity**

Can you imagine your life without clocks?

What would change?



**Classroom Performance:**

**Activity** Write (T) true or (F) false:

- 1. Long ago, people used the moon and stars to tell the time. ( )
- 2. The first clock used gears and a pendulum. ( )
- 3. The pendulum helped the clock keep time more accurately. ( )
- 4. The engineer who designed the clock studied how plants grow. ( )
- 5. The workshop where he worked was full of tools and gears. ( )
- 6. The clock, whose design was simple and boring, became famous all over Europe. ( )

F  
T  
T  
F  
T  
F

**Homework Performance:**

**Activity**

Write 5-6 sentences describing The Invention of the Clock:

Guiding Words: ( time - gears - pendulum - engineer - invention )

..... Long ago, people needed to measure time correctly. A  
 ..... smart engineer designed a special machine. This  
 ..... invention used gears to move. It also had a pendulum  
 ..... to keep time accurately. This clock changed the world.

# Weekly Quiz

## Weekly Assessment A



**Complete the sentences with the prefix re- or un-**

1. I will ..... (build) the sandcastle after the waves wash it away.
2. She felt ..... (lucky) to fail in the exam.
3. We can ..... (cycle) old paper to help the environment.
4. The shop is closed, but it will ..... (open) soon.
5. The student will ..... (write) the essay to make it better.

rebuild  
 unlucky  
 recycle  
 reopen  
 rewrite

## Weekly Assessment B

**Complete the sentences with the prefix re- or un-**

- 1-The workers will ..... (build) the bridge after the storm.
- 2- My phone is ..... (lock), but I can't access it.
- 3- Please ..... (write) your name clearly on the paper.
- 4- The students will ..... (start) the project next week.
- 5- The water is ..... (safe) to drink; don't use it.

rebuild  
 unlocked  
 rewrite  
 restart  
 unsafe

## Weekly Assessment C

**Complete the sentences with the prefix re- or un-**

- 1- Let's ..... (use) these bottles instead of throwing them away.
- 2- He felt ..... (happy) when he missed the bus.
- 3- The teacher asked me to ..... (do) my homework neatly.
- 4- The artist will ..... (paint) the wall after the rain stops.
- 5-My sister is ..... (kind) to everyone she meets.

reuse  
 unhappy  
 redo  
 repaint  
 unkind

Lesson

4

A Visit to Aswan Dam



Warm-up Activity

Date: ...../...../.....

Have you ever seen a river or a dam before?

Classroom Performance:

Activity

Read and complete the text with the words from the following box:

Nile – buildings – dam – water – electricity

The Aswan Dam is a very important (1) ..... in Egypt. It was built on the (2) ..... River to stop big floods. The dam helps farmers get (3) ..... for their fields. It also gives people clean (4) ..... to use in their homes. The Aswan Dam is one of Egypt's great modern (5).....

dam

Nile

water

electricity

buildings

Homework Performance:

Activity

Read the following text, then answer the questions:

The Aswan Dam is a large building in the south of Egypt. It was built on the Nile River to stop floods and store water. The dam gives farmers water to grow their crops all year. It also produces electricity for homes and factories. The Aswan Dam helps people live and work better every day.

A) Answer the following questions:

1. Where is the Aswan Dam located?

In the south of Egypt.....

2. Why was the dam built?

To stop floods and store water.....

3. How does the dam help farmers?

It gives them water to grow their crops all year.

B) Choose the correct answer from a, b, c, or d:

electricity

Stops floods

4-The dam produces ..... for homes and factories.

a) food

b) electricity

c) clothes

d) furniture

5- How does the Aswan Dam help people?

a) Stops floods

b) Builds houses

c) Cleans streets

d) Grows

**UNIT TWO**  
Wonderful Inventions

**Lesson 5 Think and Create**

Date: ...../...../.....



**Warm- up Activity**

Have you ever tried to fix or make something yourself ?

**Classroom Performance:**

**Activity**

Read and write the correct form of the word(s) between brackets:

1. The engineer ..... (invent) a new solar gadget.
2. My brother is ..... (build) a small robot for his project.
3. We must ..... (use) old bottles to protect the environment.
4. The student ..... (improve) his design after testing it.
5. This machine ..... (help) farmers grow more crops.

invented (أو invents)  
building  
reuse  
improved  
helps\ helped

**Homework Performance:**

**Activity**

Choose the correct relative pronoun:

1. The scientist (which / who) discovered the new gadget is very famous.
2. The project (whose / which) we built in class won first prize.
3. The engineer (whose / that) ideas helped improve the robot visited our school.
4. The new robot (who / which) students made in the workshop worked perfectly.
5. The inventor (which / who) we interviewed shared many helpful tips.

who  
which  
whose  
which  
who

## Weekly Quiz

### Weekly Assessment A

Put the words in the correct order to make sentences:

1- engineer / designed / who / The / the robot / is / smart.

..... **The engineer who designed the robot is smart.** .....

2- had / An / built / a / new / machine / engineer.

..... **An engineer had built a new machine.** .....

3- blueprint / a / draw / must / You / first.

..... **You must draw a blueprint first.** .....

4- parts / the / assemble / then / We / all / test / it / we .

..... **We assemble all the parts then we test it.** .....

5- works / which / robot / The / by / sunlight / is / amazing

..... **The robot which works by sunlight is amazing.** .....

### Weekly Assessment B

Put the words in the correct order to make sentences:

1- farmer / water / keeps / crops / for / dam / The.

..... **The dam keeps water for farmer crops.** .....

2- energy / gives / The / homes / to / clean / dam.

..... **The dam gives clean energy to homes.** .....

3- whose / invention / won / student / The / is / happy.

..... **The student whose invention won is happy.** .....

4- again / will / essay / write / I / my / to / improve / it.

..... **I will write my essay again to improve it.** .....

5- tools / We / use / machines / to / fix.

..... **We use tools to fix machines.** .....

### Weekly Assessment C

Put the words in the correct order to make sentences:

1- Return / the books / ,please / library / to / the.

..... **Return the books to the library, please.** .....

2- unhappy / She / was / because / failed / she / test / the.

..... **She was unhappy because she failed the test.** .....

3- gadget / small / This / helps / me / work / faster.

..... **This small gadget helps me work faster.** .....

4- invent / wants / new / He / to / phone / a.

..... **He wants to invent a new phone.** .....

5- build / will / We / house / the / again / next / week.

..... **We will build the house again next week.** .....

Review on Unit (2)

1-Match the Word to its Meaning:

Word	Meaning
1-Blueprint	a) a small useful device
2-Tool	b) to put parts together
3-Gadget	c) a new idea, product, or method
4- Assemble	d) things used to fix, build, or create things
5-Invention	e) detailed plan or drawing for making something

2-Complete the sentences with (who- which- whose):

- 1- The engineer .....**who**..... built the clock was very clever.
- 2- The museum .....**which**.....we visited had old fabrics.
- 3- The invention .....**which**.....changed the way people made clothes was the loom.

3-Put the steps in order to create a gadget:

- 1- Assemble the small parts to build the model.
- 2- Have an idea for what you want to create.
- 3- Improve the gadget if needed.
- 4- Test it in sunlight or battery.

2  
1  
4  
3

4-Write a paragraph of about (60) words:

Imagine you are an engineer, if you could invent a machine to solve a daily problem at home, what would it be?

If I were an engineer, I would invent a "Smart Tidy Robot." This machine would help keep my room clean. It would have special sensors to find toys and clothes on the floor. Then, it would use robotic arms to pick them up and put them in the right places. This invention would save me time and keep my mom happy because my room would always be organized.

gadget (أداة) robot  
What is it?  
did you make it? (هل تصنعها؟)  
Did you design it?  
Did

5- Complete the following dialog:

Ali: Hi Sara! Look at the (1) .....I'm building.

Sara: Wow! (2).....?

Ali: It's a solar-powered robot that can water plants automatically.

Sara: That sounds amazing! How (3).....?

Ali: First, I had an idea of what I wanted. Then, I designed a blueprint to show the parts and how they fit together.

Sara: (4) .....you assemble it yourself?

Ali: Yes, I used some tools to assemble all the parts. After testing it, I had to improve the wheels so it could move smoothly.

6- Read the following text, then answer the questions:

Thousands of years ago, the ancient Egyptians invented the loom, a machine used to make clothes, blankets, and beautiful fabrics from linen. Before building a loom, an engineer or skilled worker would draw a blueprint to show the size, shape, and parts needed. Then, the workers would carefully assemble the wooden pieces. Using the loom required a lot of skill because the threads had to be moved precisely up and down. The Egyptian loom could produce fine and colorful fabrics, showing the creativity of the ancient Egyptians. Today, modern textile machines are inspired by this ancient invention.

A-Answer the following questions:

1-What was the loom used for?

.....To make clothes, blankets, and beautiful fabrics.....

2-What materials were used to make fabrics on the loom?

.....Linen.....

3-Who drew the blueprint before building the loom?

.....An engineer or a skilled worker.....

B- Choose the correct answer:


4- Workers follow (a blueprint- a storybook - a map - a calendar) to assemble the loom.

5- (Egyptian loom - Wooden cart - Clay pot - Stone tools) inspired modern textile machines.

. a blueprint  
Egyptian loom

Lesson 1 The Enchanting Tuna El-Gebel

Date: ...../...../.....

 Warm-up Activity

What do you know about ancient Egyptian tombs?



 Classroom Performance

 Activity Correct the following sentences:

1 - An archaeologist studies modern buildings and new machines.

...studies ancient history and the past.....

2- A mummy is a person who takes care of babies.

...a preserved dead body.....

3- A chamber is a large open garden outside a palace.

...a room.....

4- A new discovery means something that people have known for a long time.

...something found for the first time.....

5- Tuna el-Gebel is a modern shopping center in Cairo.

...an ancient burial site near Minya.....

 Homework Performance

 Activity Answer the following questions :

1. Where is Tuna el-Gebel located?

...In the desert near Minya.....

2. What is Tuna el-Gebel famous for?

...Its underground chambers and ancient art.....

3. What did researchers discover there?

...Hundreds of animal mummies, especially birds.....

4. How do Egyptians feel when they see the ancient tombs and mummies?

...They feel proud of their country's rich heritage.....

5. How do visitors feel when they walk through Tuna el-Gebel?

...They feel like they have traveled back in time.....

**Lesson 2** The Temple of Dakka

Date: ...../...../.....



**Warm- up Activity**

What do you know about ancient Egypt?



**Classroom Performance:**

**Activity**

Choose the correct answer from a, b, c, or d:

have restored  
haven't visited  
have moved  
have told

- 1- The experts ..... the Temple of Dakka carefully to save it.  
a) restore    b) restored    c) have restored    d) restoring
2. Many tourists ..... the temple yet because it is far from the city.  
a) haven't visited    b) didn't visit    c) don't visit    d) aren't visiting
3. The Temple of Dakka ..... in Nubia for thousands of years.  
a) stands    b) has stood    c) is standing    d) stood
4. When the High Dam raised the water level, experts ..... the temple to higher ground.  
a) have moved    b) moved    c) are moving    d) moves
5. The carvings on the temple walls ..... stories of ancient gods and kings.  
a) tell    b) tells    c) have told    d) telling

**Homework Performance:**

**Activity**

A. Correct the following sentences:

has become  
have designed  
have walked  
has shone  
has visited

- 1- This ancient monument (become) ..... a symbol of Egypt's long and proud history.
- 2- Many rulers (design) ..... temples for ancient gods like Toth, the god of wisdom.
- 3- Today, visitors (walk)..... through its tall gates and watch the amazing carvings.
- 4-The sunlight (shine) ..... softly on its walls.
- 5- Everyone who (visit)..... Dakka feels proud of how Egypt has protected its history and treasures.

B. Punctuate the following sentences:

1. experts have restored the temple

E.

2. have tourists visited Daka yet

H ?

Lesson 3 Discovering Deir el-Medina

Date: ...../...../.....



Warm-up Activity



Have you ever visited an ancient village or museum before?

Classroom Performance:

Activity

Match each word with the suitable picture:

(1)



(2)



(3)



(4)



(5)



a (tour guide)

b (craftsman)

c (design)

d (discover)

e (pattern)

2-Correct the mistake in each sentence:

- The workers has painted and carved the tombs of the kings.
- Archaeologists have discovers drawings and notes on pottery.
- Many visitors has said the same.
- Skilled workers and artists have lives here with their families.
- Has archaeologists discovered anything interesting in their houses? (.....)

~~have painted~~  
~~have discovered~~  
~~have said~~  
~~have lived~~  
Have

Homework Performance:

Activity

Fill in the blanks with the correct word from the box:

Archaeologists – patterns – village – pottery – drawings

village  
Archaeologists  
drawings  
patterns  
pottery

Deir el-Medina was an ancient .....where the craftsmen of the royal tombs once lived. .... have discovered many interesting things in their houses, such as old .....and notes. On the walls, there are colorful ..... that show how the workers decorated their homes. They even wrote messages on pieces of.....

## Weekly Quiz

### Weekly Assessment A

Write a short paragraph of about (60) words about Deir el-Medina.

Use the guiding words below to help you.

Guiding words: ( tombs – archaeologists )

Deir el-Medina is a very special ancient village. It was the home of the skilled workers who built the royal tombs in the Valley of the Kings. Archaeologists have discovered many interesting things there, like painted pottery and drawings. These discoveries help us understand the daily life of ancient Egyptians. It is an amazing place that tells us a lot about history.

### Weekly Assessment B

Write a short paragraph of about (60) words about The Temple of Dakka.

Use the guiding words below to help you.

Guiding words: ( temple – Nubia )

The Temple of Dakka is a beautiful ancient monument located in Nubia. It was built thousands of years ago for the god Thoth. Because of the High Dam, experts moved the temple to a new place to save it from the water. Today, it stands proudly in the desert, and visitors love to see its amazing carvings.

### Weekly Assessment C

Write a short paragraph of about (60) words about Tuna el-Gebel

Use the guiding words below to help you.

Guiding words: ( discoveries – mummies )

Tuna el-Gebel is a mysterious site in the desert near Minya. It is famous for the amazing discoveries found there. Archaeologists have found thousands of animal mummies, especially birds, in underground chambers. The site also has beautiful tombs with colorful art. Visiting Tuna el-Gebel feels like traveling back in time to ancient Egypt.

Lesson 4 The Valley of the Whales (Wadi El-Hitan)

Date: ...../...../.....



Warm-up Activity

Can you describe a picture, sculpture, or mural you have seen that impressed?

Classroom Performance:

Activity

Choose the correct answer from a, b, c, or d:

ocean  
fossils  
15  
land  
scientific

- Millions of years ago, Wadi El-Hitan was covered by a very big .....  
a) forest      b) mountain      c) ocean      d) desert
- Archaeologists discovered hundreds of..... of ancient whales.  
a) paintings      b) fossils      c) statues      d) buildings
- Some whale skeletons in Wadi El-Hitan are more than ..... meters long.  
a) 5      b) 10      c) 15      d) 25
- The fossils tell a story about how whales changed from ..... animals into sea creatures.  
a) land      b) flying      c) wild      d) desert
- Wadi El-Hitan became a world heritage site because of its ..... importance.  
a) political      b) scientific      c) social      d) musical

Homework Performance:

Activity

Write a short blog about an ancient or natural Egyptian place you have visited or want to visit.

- What is the name and location of the place?
- What makes it special or unique?
- What can people see or do there?

- Start with a title that catches attention.
- Write the date and your name.
- Use paragraphs to organize your ideas.
- Describe the place or event clearly.
- Share your feelings or opinion.
- End with a take home message

Title: A Trip to the Valley of the Whales

Date: February 6, 2026

By: Mohamed Said

Wadi El-Hitan is an amazing place in the Western Desert of Egypt. It is known as the "Valley of the Whales." Millions of years ago, this dry desert was a deep ocean. Today, visitors can see hundreds of fossils of ancient whales and sea creatures lying in the sand. It is a UNESCO World Heritage Site because it is very important to science. Walking there feels like visiting an open-air museum. I feel very proud that Egypt has such a unique natural treasure.

**Lesson 5** Think and Create

Date: ...../...../.....



**Warm-up Activity**

Have you ever visited a beautiful place in Egypt that you think tourists should see? What made it special?

**Classroom Performance:**

**Activity 1** Circle the odd one out:

- purify – paint – simplify – clarify
- beautify – identify – write – magnify
- qualify – drive – modify – justify
- read – notify – solidify – verify
- electrify – simplify – intensify – draw



paint  
write  
drive  
read  
draw

**Activity 2** Punctuate the following sentences:

- why is wadi El-Hitan special..... W W ?
- how has egypt helped protect the site..... H E ?



**Homework Performance:**

**Activity** If you were a tour guide, how would you plan a special tour around Egypt?

**Title:** The Magic of Siwa Oasis  
**Slogan:** Relax in Nature's Paradise  
**About the place:**  
 Siwa is a beautiful oasis located in the Western Desert. It is famous for its thousands of palm trees, olive groves, and crystal-clear salt lakes.  
**What to see or do:**  
 Swim in the healing salt lakes.  
 Visit the Mountain of the Dead.  
 Watch the sunset at Fatnas Island.  
 Explore the Shali Fortress.  
**Travel information:**  
**Location:** Western Desert, Egypt.  
**How to get there:** By bus or car from Cairo.  
**Best time to visit:** Winter (October to April).  
**What to bring:** Swimsuit, sunglasses, and comfortable shoes.  
**Visitor comment:**  
 "It was the most relaxing trip of my life. The people were really friendly."

**Task Instructions**

Create a brochure or poster about a tour you would like to organize in Egypt. Write clear, interesting sentences to describe the places, activities, and travel details. Be creative and use your own ideas!

**Weekly Quiz**

**Weekly Assessment A**

Fill in the blanks with the correct word from the box:

15 – world – Valley – ocean – fossils

- 1- Wadi El-Hitan is also called the .....of the Whales.
- 2- Millions of years ago, this area was covered by a big..... .
- 3- Some whale skeletons are more than .....meters long.
- 4- Archaeologists discovered hundreds of ..... of ancient whales here.
- 5- Wadi El-Hitan is now a..... heritage site.

Valley  
ocean  
15  
fossils  
world

**Weekly Assessment B**

Fill in the blanks with the correct word from the box:

safe – museum – desert – ocean – found

- 1- Visitors can walk along the ..... trails to see the fossils.
- 2-The fossils lie exactly where they were..... .
- 3- Egypt protects Wadi El-Hitan to keep the fossils..... .
- 4-The site feels like visiting a natural..... .
- 5- Wadi El-Hitan shows how whales changed from land animals into ..... creatures.

desert  
found  
safe  
museum  
ocean

**Weekly Assessment C**

Fill in the blanks with the correct word from the box:

title – bullet – bring – comment – special

1. A travel brochure usually has a catchy..... .
2. The brochure should include where the place is and why it's..... .
3. You can use..... points to describe what people can do or see.
4. Visitors often write a short..... about their experience.
5. It's important to include travel information like location, best time to visit, and what to..... .

title  
special  
bullet  
comment  
bring

Review on Unit (3)



1. Write (T) true or (F) false:

- 1. Tuna el-Gebel is located near Minya.
- 2. Deir el-Medina was a village for craftsmen who built royal tombs.
- 3. Wadi El-Hitan was once covered by a very big ocean.

( T )  
( T )  
( T )

2. Choose the correct answer from a, b, c, or d:

- 1. What can visitors see at Tuna el-Gebel?  
a) Mountains                      b) Rivers                      c) Mummies                      d) Skyscrapers
- 2. Who helped decorate the Temple of Dakka over time?  
a) Greek and Roman rulers                      b) Modern tourists  
c) Nubian farmers                      d) Egyptian students
- 3. Deir el-Medina helped us understand:  
a) Daily life of craftsmen                      b) How pharaohs fought  
c) Ancient river routes                      d) Modern cities

Mummies  
Greek and Roman rulers  
Daily life of craftsmen

3. Fill in the blanks with the correct word from the box:

mummy – archaeologist – chamber

- 1. A/An..... studies ancient objects and places.
- 2. A .....is a body preserved for thousands of years.
- 3. The tomb has a special .....where the body is placed.
- 4. Write 4-5 sentences about a visit to an ancient Egyptian site:

archaeologist  
mummy  
chamber

Key words: ( mummy, chamber, archaeologist, burial )

Last week, I visited an ancient burial site in the desert.  
An archaeologist was there explaining the history to us.  
We entered a dark chamber inside a tomb. There, I saw  
a real mummy and beautiful carvings on the walls. It  
was an amazing adventure.

5. Punctuate the following sentences:

- 1- where does the story take place  
.....
- 2 - researchers made many exciting discoveries  
.....

W?  
R.

Review 1 on Units (1-2-3)

1- Choose the correct answer from a, b, c, or d:

- Egyptian experts have worked carefully to ..... the Temple of Dakka.  
a) destroy      b) forget      c) restore      d) build
- Many rulers have designed temples for ancient gods like.....  
a) Osiris      b) Toth      c) Anubis      d) Ra
- Greek and Roman emperors have added new walls and carvings that..... Egypt's traditions.  
.....  
a) ignored      b) destroyed      c) respected      d) replace
- The Temple of Dakka has stood quietly for.....  
a) many months      b) a few years      c) thousands of years      d) one century
- Visitors have felt proud of how Egypt ..... its history and treasures.  
a) hides      b) protects      c) sells      d) changes

restore  
Toth  
respected  
thousands of years  
protects

2- Fill in the blanks with the correct word from the box:

statue – photograph – palette – gallery – sculpture

- Some artists prefer ....., while others enjoy painting.
- A ..... is a place where people can look at artworks.
- Artists use a .....to mix colors and create images.
- Every frame in a museum may contain a.....
- Artists can carve wood or stone to make a.....

sculpture  
gallery  
palette  
photograph  
statue

3- Reorder the words to make correct sentences:

- built / first / clock / the / engineer / The  
..The engineer built the first clock.....
- The pendulum / slowly / from / side / to / moved / side  
..The pendulum moved slowly from side to side.....
- became / The clock / famous / all / over / Europe  
..The clock became famous all over Europe.....
- The workshop / full / was / of / tools / and / gears  
..The workshop was full of tools and gears.....
- day / there/ He / every / worked  
..He worked there every day.....

**4-Correct the verbs in brackets in the following sentences:**

- 1-The experts (work) ..... carefully to restore the temple since the water level rose.
2. Many rulers (build) ..... temples for ancient gods over the years.
3. Greek and Roman emperors (add) .....new carvings already.
4. The Temple of Dakka (stand) .....quietly in Nubia for thousands of years.
5. Visitors (feel) ..... proud of Egypt's history and treasures ever since they saw the temple.

have worked  
have built  
have added  
has stood  
have felt

**5- Complete the following dialog:**

**Salma:** Hi, Omar! Have you ever visited Wadi El-Hitan?

**Omar:** No, I haven't. Where is it exactly?

**Salma:** It's deep in the (1) ..... It's also called the Valley of the (2).....

**Omar:** Really? Why is it so special?

**Salma:** Because millions of years ago, this area was covered by a (3) ....., and archaeologists have discovered hundreds of fossils there.

**Omar:** Wow! What do these fossils show?

**Salma:** They show how (4) ..... changed from land animals into ocean creatures.

**Omar:** ( 5 )..... ?

**Salma:** Yes! Egypt has protected this area carefully to keep the fossils safe for future generations.

Western Desert  
Whales  
big ocean (أب كبير)  
whales  
Is it protected?

Monthly Review

1- Choose the correct answer from a, b, c, or d:

- 1- Mahmoud Mokhtar made a big statue called.....  
a) Nahdit Masr    b) The Sphinx    c) Egyptian Woman    d) Mural of Cairo
- 2- The statue shows a woman and a.....  
a) pyramid    b) sphinx    c) lion    d) camel
- 3- People visit the museum to see ..... treasures and statues.  
a) ancient    b) modern    c) colorful    d) new
- 4- Visitors learn about the ..... of Egypt.  
a) history    b) future    c) weather    d) geography
- 5- The museum helps students and tourists..... about ancient Egypt.  
a) learn    b) play    c) cook    d) sing

Nahdit Masr  
sphinx  
ancient  
history  
learn  
sculpture  
gallery  
palette  
photograph  
statue

2- Fill in the blanks with the correct word from the box:

statue – photograph – palette – gallery – sculpture

Many people love art because it helps them express their ideas and feelings. Some artists prefer (1)....., while others enjoy painting. When people visit a (2)....., they can see many beautiful artworks on display. Artists often use a (3)..... to mix colors before they start their work. Every frame in a museum may contain a (4)....., and some artists carve wood or stone to make a (5)..... .

3- Read the text, then answer the questions:

The brilliant engineer spends her days designing and building machines that make life easier. He/ She always has new ideas and works carefully to turn them into real inventions. Her machines can clean homes, help people in factories, and even assist doctors in hospitals. She tests each invention to make sure it is safe and useful. Many people admire her creativity and dedication to solving problems.

A- Answer the following questions:

1- What kind of machines does the engineer create?  
.....

Machines that make life easier, like cleaning homes, helping in factories, and assisting doctors.

2- Why do many people admire him / her?  
Because of her creativity and dedication to solving problems.....

3- Why does he/she test each invention?

To make sure it is safe and useful.

B- Choose the correct answer from a, b,c, or d:

4. The engineer spends his / her days..... and building machines.

- a) designing                      b) painting                      c) singing                      d) writing

5. His / Her machines can help people in .....

- a) factories                      b) gardens                      c) classrooms                      d) parks

which (وَأَيُّهَا)  
have seen  
who  
have created  
have learned

4. Read and write the correct form of the words between brackets:

1. The loom is an invention ..... ( who ) helped ancient Egyptians make clothes.

2. They..... (see) many ancient statues at the museum.

3. The engineer .....( which) drew the blueprint was trained in crafting tools.

4. He..... (create) a beautiful clay vase for the art exhibition.

5. We..... (learn) a lot about Egyptian history from the videos.

5- Put the words in the correct order to make sentences:

1- gadget / small / This / helps / me / work / faster.

This small gadget helps me work faster.

2- whose / invention / won / student / The / is / happy.

The student whose invention won is happy.

3- engineer / designed / who / The / the robot / is / smart.

The engineer who designed the robot is smart.

6- Punctuate the following sentences:

1- what process did people use with the loom to make fabric

W ?

2- the engineer who designed the robot is smart

T .

7- Write a short blog post about “The Exciting Opening of the Egyptian Museum”: You can write about:

- Famous artifacts on display, like the golden mask of King Tutankhamun
- Special exhibitions, workshops, or videos for students and tourists

Title: The Exciting Opening of the Egyptian Museum

Date: February 6, 2026

By: Mohamed Said

The opening of the Grand Egyptian Museum is a very exciting event for everyone. It is a huge place where visitors can see famous artifacts like the golden mask of King Tutankhamun. The museum also has special exhibitions and videos that help students and tourists learn about ancient Egypt. It is a wonderful place to visit and feel proud of our history.

Lesson 1 Egypt's New Landscape

Date: ...../...../.....

 Warm-up Activity

How do you usually travel to school or around your city?

 Classroom Performance:

 Activity Choose the correct answer from a, b, c, or d:



1. A new bridge or metro line is part of a country's.....  
a) goods      b) highway      c) infrastructure      d) determination
2. When people work hard to reach their goals, they show .....  
a) determination      b) innovation      c) goods      d) highway
3. The main road that connects cities is called a .....  
a) innovation      b) highway      c) infrastructure      d) extend
4. The government wants to ..... the railway to more cities.  
a) extend      b) goods      c) determination      d) innovation
5. Shops sell different types of ..... such as clothes and food.  
a) innovation      b) goods      c) infrastructure      d) extend

infrastructure  
determination  
highway  
extend  
goods

 Homework Performance:

Read and complete the text with the words from the following box:

determination – goods – extend – highways – infrastructure

Transportation in Egypt has developed greatly in recent years. With strong (1)....., the government has worked hard to improve the country's (2).....People can travel easily using different means such as buses, taxis, the metro, and trains. New (3) ..... and bridges have been built to reduce traffic and connect cities more efficiently. The railway system continues to (4)..... across Egypt, making travel faster and safer.

determination  
infrastructure  
highways  
extend



**Lesson 2** Building Egypt's Modern Economy

Date: ...../...../.....



**Warm-up Activity**

**Think about your life five years ago!**

What things did you use to do that you don't do now?



**Classroom Performance:**

**Activity** Complete the sentences with the correct form of **used to**, **didn't use to**, or **Did ... use to**.

used to depend  
didn't use to have  
Did people use to  
used to be  
used to

1. In the past, Egyptians ..... depend mainly on farming.
2. Most villages ..... have factories or machines before.
3. .... people ..... make many products in Egypt in the past?
4. Transportation ..... be slow and difficult.
5. Today, Egyptians don't need to import many products like they .....

**Homework Performance:**

Write a short paragraph of about (60) words about how Egypt is building its modern economy.


Guiding Words: ( manufacture – innovation)



..Egypt is working hard to build a strong modern.....  
 ...economy. Factories now manufacture many products.....  
 ...like textiles, food, and steel instead of importing them.....  
 The country also uses innovation to find new power.....  
 sources like solar energy. These changes make Egypt  
 self-reliant and provide jobs for many people. The  
 economy is growing faster than before.

Lesson 3 Egypt's Past and Present

Date: ...../...../.....

 Warm-up Activity

Think!!!

How is Egypt changing today?



 Classroom Performance: encourage

 Activity enlarge

Choose the correct answer from a, b, c, or d: darkened

- 1. The teacher wants to ..... her students to study harder.
  - a) courage
  - b) encourage
  - c) encouraging
  - d) encouraged
- 2. Engineers will ..... the road to make it wider.
  - a) large
  - b) enlarge
  - c) enlarge
  - d) larger
- 3. The clouds ..... the sky before it rained.
  - a) dark
  - b) darken
  - c) darkness
  - d) darkened
- 4. The workers will ..... the bridge next month.
  - a) widen
  - b) wide
  - c) widened
  - d) wider
- 5. Farmers plant trees to ..... the soil.
  - a) rich
  - b) enrich
  - c) richness
  - d) richer

 Homework Performance:

Answer these questions:

1- How do roads and bridges help Egypt's new cities?



They support the new changes and help the country grow.....

2- Why do you think it is important for Egypt to be self-reliant? .....

To have a strong economy and not depend on other countries.

3- How do Egyptians feel about their country's progress?

They feel proud.....

Weekly Assessment A

Read and complete the text with the words from the following box:

determination - infrastructure - highways - extend - goods

determination  
infrastructure  
highways  
extend  
goods

Transportation in Egypt has improved a lot in recent years. With strong (1) ....., the government has built modern (2) .....to connect new cities. New bridges and (3) .....help people travel easily and safely. The railway system continues to (4) ..... to different areas, and the Nile is still used to carry (5) ..... and tourists.

Weekly Assessment B

Read and complete the text with the words from the following box:

factories - industry - self-reliant - manufacture - power sources

industry  
factories  
manufacture  
power sources  
self-reliant

Egypt is working hard to build a strong (1) ..... by producing more goods at home. New (2) ..... are being opened to (3) ..... products like textiles, steel, and food. With new (4) ..... such as solar and wind energy, Egypt becomes more (5) ..... and depends less on imports.

Weekly Assessment C

Read and complete the text with the words from the following box:

enrich - enlarge - ~~darken~~ - widen - encourage

lighten

widen  
encourage  
enlarge  
enrich  
lighten

Egypt is changing and developing quickly. New projects (1) ..... roads and bridges to make travel easier. Teachers (2) ..... students to learn and work hard for the future. Engineers (3) ..... the country's cities with new buildings, while farmers plant trees to (4) ..... the soil. The new plans also (5) ..... Egypt's future with hope and prog

Lesson 4 Egypt Inside Out

Date: ...../...../.....

 Warm-up Activity

Think!!!

“What do you notice about this city?  
Does it look modern or historical? Why?”



**Classroom Performance:**

**Activity 1** Write ( T ) true or ( F ) false

1. New Alamein City is an old city. ( F )
2. It is located on the Mediterranean Sea. ( T )
3. The city has both beauty and modern life. ( T )

**Activity 2** Choose the correct answer

1. New Alamein City is on the .....  
a) Nile River    b) Red Sea     c) Northern Coast    d) Western Desert
2. Visitors can enjoy ..... in New Alamein.  
a) factories     b) beaches    c) mountains    d) farms

**Homework Performance:**

**Activity** “Describe New Alamein City in 3 sentences using the words:

modern, beaches, and progress.”

New Alamein is a modern city with tall buildings.  
It has beautiful beaches on the sea.  
The city shows Egypt's great progress.



**Lesson 5**

Think and Create

Date: ...../...../.....



**Warm-up Activity**

**Guess the Place!**

- “It has giant statues.”
- “It was built for the god Amun.”
- “It is in the city of Luxor.”



**Classroom Performance:**

**Activity**

Read and complete the text with the words from the following box:

**Luxor – statues – history – Amun – columns – Egypt**

Luxor  
Egypt  
Amun  
columns  
statues  
history

The Temple of (1)..... is one of the most beautiful ancient places in (2)..... . It was built to honor the god (3)..... . The temple has many tall stone (4).....and huge (5)..... . It shows the rich(6)..... and culture of the ancient Egyptians.

**Homework Performance:**

Write 5–6 sentences describing Luxor Temple.

**Include:**

- Where it is located
- Who it was built for
- What visitors can see there
- Why it is important



Luxor Temple is located in the city of Luxor. It was built to honor the god Amun and the pharaohs. Visitors can see giant statues and tall stone columns there. It also has beautiful writing called hieroglyphics. This temple is very important because it shows Egypt's rich history. It is a wonderful place to visit.

**Weekly Assessment A**

**Choose the correct answer from a, b, c or d:**

1. A country's roads and bridges are part of its .....  
 a) determination      b) goods      c) infrastructure      d) factories
2. People with strong ..... never give up on their goals.  
 a) power      b) determination      c) innovation      d) goods
3. The government plans to .....the new metro line to more cities.  
 a) extend      b) manufacture      c) encourage      d) enrich
4. Shops sell different kinds of ..... every day.  
 a) power      b) goods      c) highways      d) energy
5. Engineers build new ..... to connect cities.  
 a) highways      b) farmers      c) students      d) teach

**Weekly Assessment B**

**Choose the correct answer from a, b, c or d:**

1. Solar energy is one example of a .....  
 a) factory      b) power source      c) highway      d) textile
2. Egypt wants to be more ..... by producing goods at home.  
 a) modern      b) self-reliant      c) dark      d) widened
3. In the past, Egyptians ..... depend mainly on farming.  
 a) use to      b) used to      c) didn't use      d) using to
4. The teacher tries to ..... her students to study hard.  
 a) encourage      b) courage      c) encouragement      d) enlarged
5. Engineers plan to ..... the city with new housing areas.  
 a) large      b) enlarge      c) wide      d) widen

**Weekly Assessment C**

**Choose the correct answer from a, b, c or d:**

1. Egypt's economy grows through strong .....  
 a) factories      b) industry      c) innovation      d) widen
2. The sun and wind are important ..... for Egypt's future.  
 a) goods      b) highways      c) power sources      d) bridges
3. The workers will ..... the new road this week.  
 a) enlarge      b) large      c) widen      d) darken
4. Farmers plant trees to ..... the soil.  
 a) enrich      b) encourage      c) determination      d) widen
5. Egypt's new projects help to ..... its future with hope.  
 a) darken      b) enrich      c) encourage      d) enlarge

**Review on Unit (4)**

**1. Choose the correct answer from a, b, c or d:-**

1. Egypt's new infrastructure projects include new .....  
 a) farms                      b) bridges                      c) schools                      d) beaches
2. In the past, roads in Egypt were .....  
 a) modern                      b) narrow and crowded                      c) wide                      d) clean
3. Factories help Egypt become more .....  
 a) self-reliant                      b) tired                      c) old                      d) quiet
4. Engineers are working to ..... Egypt's road network.  
 a) close                      b) forget                      c) extend                      d) destroy
5. The textile industry mainly produces .....  
 a) furniture                      b) food                      c) clothes and fabrics                      d) steel

bridges  
narrow and crowded  
self-reliant  
extend  
clothes and fabrics

**2. Fill in the blanks with the correct word from the box:**

innovation – bridges – factories – transportation – engineers

1. Skilled ..... are building new highways and tunnels.
2. Modern ..... helps people travel faster and easier.
3. Egypt's new ..... connect cities and make travel safer.
4. Many ..... produce food, clothes, and steel.
5. Egypt believes in hard work and ..... to grow stronger.

engineers  
transportation  
bridges  
factories  
innovation

**3. Read and write the correct form of the words between brackets:**

1. People ..... ( use to ) travel very fast in the past.
2. Egypt ..... ( didn't used to ) have many factories.
3. ....( Did people used to ) work in big companies before?
4. Engineers ..... ( use to builds ) new bridges.
5. Students ..... ( used to writing ) on small boards.



didn't use to  
didn't use to  
Did people use to  
used to build  
used to write

4. Reorder the words to make correct sentences:

- 1. building / Engineers / bridges / are / new

Engineers are building new bridges.

- 2. modern / is / very / Egypt / today

Egypt is very modern today.

- 3. factories / products / Egyptian / make / Many

Many factories make Egyptian products.

5. Punctuate the following sentences:

- 1- egypt is building new roads and bridges to connect its cities

E .

- 2- when did Egypt start building new highways and bridges

W?

6. Write a short paragraph of about (60) words about how Egypt is changing today.

Guiding words: factories – innovation

Egypt is changing very fast today. We are building many new factories. They make clothes and food for us. Engineers use innovation to build modern roads and bridges. This makes traveling easier and safer. These changes help our country grow. We are proud of Egypt's progress.



Lesson 1 Next Stop, Giza

Date: ...../...../.....



Warm-up Activity

Think!!!

What modern features make transportation easier today?



Classroom Performance

Activity

Choose the correct word from the box to complete each sentence:

elevator -announcement -digital screen-passengers- smart doors -pay by card

1. You can ..... when you don't have cash.
2. The ..... open and close automatically on the train.
3. The ..... shows the next station and time.
4. The ..... helps people go up and down between floors.
5. The ..... tells people when the train will arrive or leave.

pay by card  
smart doors  
digital screen  
elevator  
announcement

Homework Performance:

You have just tried the new metro line in your city. Write an email to your friend telling him/her about your experience: Write about:(How you paid for your ticket -What you saw on the digital screen - How the smart doors and announcements helped passengers).



Use these words in your email:(pay by card - digital screen)

To..... Ali .....

Subject. My Trip on the New Metro

Dear..... Ali .....

I want to tell you about my ride on the new metro. It was fantastic! At the station, I could pay by card easily. Inside the train, there was a digital screen that showed the time and the next station. The smart doors opened automatically, and the announcements were very clear. You should try it soon!



Best wishes,  
Ahmed

**Lesson 2** Egypt's New Monorail

Date: ...../...../.....

**Warm-up Activity**

**Think!!!**

Do you think electric buses and the monorail will really help make life better?



**Classroom Performance:**

**Activity 1** Read the sentences and write (T) True or (F) False:

- |   |       |
|---|-------|
| 1. The monorail runs on two tracks above the ground.                        | ( F ) |
| 2. Passengers can find ticket machines and digital screens at the stations. | ( T ) |
| 3. The electric bus makes a lot of smoke.                                   | ( F ) |
| 4. People can pay by card or phone on the electric bus.                     | ( T ) |
| 5. Eating and drinking on the bus is not allowed.                           | ( )   |

**Activity 2** Complete the sentences with the correct form of the verb:

- If you .....(missed) the bus, you ..... (be) late for school.
  - If passengers .....(forgets) their cards, they ..... (buy) a ticket.
  - If it ..... (rain), we ..... (take) the monorail instead.
- miss / will be  
forget/ will buy  
rains  
will take

**Homework Performance:**

Read the text, then answer the questions:

Egypt is improving transportation in Cairo and Giza with new systems like the monorail and electric buses. The monorail moves quickly on one track above the ground and helps passengers travel easily between important places.

At each station, there are ticket machines, digital screens, and announcements. People can use the elevator or escalator to move between levels. The electric bus is clean because it runs on electricity and helps the environment.



It has smart doors, and passengers can pay by card. These modern systems will make Egypt's transportation faster, safer, and ready for the future.

**A. Answer the following questions:**

1- Where are Egypt's new transportation systems found?

**In Cairo and Giza.**

2- How does the monorail help passengers?

**It connects important places quickly and helps them travel easily.**

3- What can passengers find at the stations?

**Ticket machines, digital screens, and announcements.**

**B. Choose the correct answer from a, b, c, or d:**

4- The monorail moves on .....

a) two tracks

b) one track

c) a road

d) underground

5- Passengers can pay for their trip .....

a) only with cash

b) by card

c) with paper tickets

d) with coins



Lesson 3 Cleaner Transportation, Cleaner Planet

Date: ...../...../.....



Warm-up Activity

Think!!!

How can people travel in ways that help reduce pollution?

Classroom Performance:

Activity 1 Complete the sentences:

- 1. Electric buses and trains are eco-friendly because ...they do not harm the environment.
- 2. Self-driving cars can move safely because they use ...cameras and computers....
- 3. Renewable energy comes from natural sources like ...the sun, wind, and water. ....
- 4. People can help reduce pollution if they .....choose eco-friendly transportation. ....
- 5. The world will become cleaner and safer if everyone .....uses renewable energy. ....

Activity 2 Circle the word that doesn't have a triphthong sound:

- 1. our - hour - cat - flower **cat**
- 2. player - layer - mayor - pen **pen**
- 3. tower - power - dog - shower **dog**

Homework Performance:

Write an email of about 60 words to your friend about how we can keep our planet clean. In your email:

- 1. Say why clean transportation is important.
- 2. Give two examples of clean ways to travel.

To.....

Subject. **Ali**  
**Keeping our planet clean**

Dear..... **Ali,** .....

**Clean transportation is important because it reduces pollution. Two examples are using electric buses and self-driving cars. We should also use renewable energy like the sun.**

**Best,**  
**Ahmed**

**Weekly Assessment A**

**Put the words in the correct order to make sentences:**

- by – pay – card – You – can – your – ticket – for  
**You can pay for your ticket by card.**
- open – close – doors – Smart – and – automatically  
**Smart doors open and close automatically.**
- passengers – the – helps – Announcement – train – find  
**Announcement helps passengers find the train.**
- shows – next – the – Digital – screen – station  
**Digital screen shows the next station.**
- Elevator – helps – people – the – floors – between – move  
**Elevator helps people move between floors.**

**Weekly Assessment B**

**Put the words in the correct order to make sentences:**

- monorail – The – ground – one – above – track – runs – on  
**The monorail runs on one track above ground.**
- find – digital – can – stations – screens – Passengers – at  
**Passengers can find digital screens at stations.**
- make – electric – bus – smoke – doesn't – The – much  
**The electric bus doesn't make much smoke.**
- card – phone – by – People – their – can – pay – or  
**People can pay by card or phone.**
- elevators – have – stations – Modern – many  
**Modern stations have many elevators.**

**Weekly Assessment C**

**Put the words in the correct order to make sentences:**

- are – because – eco-friendly – Electric – buses – clean – are – they  
**Electric buses are eco-friendly because they are clean.**
- cars – Self-driving – computers – use  
**Self-driving cars use computers.**
- wind – sun – energy – comes – and – Renewable – from – the  
**Renewable energy comes from the sun and wind.**
- reduce – People – walk – can – pollution – they – if  
**People can reduce pollution if they walk.**
- planet – everyone – The – will – if – cleaner – become – helps  
**The planet will become cleaner if everyone helps.**

Lesson 4 Smart and Green Transportation

Date: ...../...../.....



Warm-up Activity

If you could design a new type of transportation for Egypt's future, what would it be and why?

Example: Would it fly, move underground, or use renewable energy?

Classroom Performance:

Activity

Read and complete the following dialog:

self-driving – email – buses – app – pay

Dina: Hi Omar! Did you read my (1) ..... about Egypt's future transportation?

Omar: Yes! It sounds great. What kind of (2).....will people use in the future?

Dina: They will use (3)..... buses.

Omar: How will people (4)..... for their tickets?

Dina: They will pay by card or (5).....

email  
buses  
self-driving  
pay  
app

Homework Performance:

Write a paragraph of about(60)words describing your vision for Egypt's future transportation.

In your writing:

- Say how people will travel in the future.
- Explain how transportation will be cleaner and smarter.
- Tell how this will help Egypt and the environment.

Use these words: (self-driving – renewable)

In the future, I imagine Egypt will have faster and cleaner transportation. People will travel in self-driving buses that move safely without drivers. These vehicles will use renewable energy like the sun and wind. This will make the air cleaner and reduce pollution. Smart technology will help everyone reach school and work easily. This future will be great for the environment.

Lesson 5

Think and Create

Date: ...../...../.....



Warm-up Activity

Think!!!

Imagine it's the year 2050 — how do you think people will travel in Egypt?  
For example: Will people fly in cars? Use electric trains? Or travel underground?

Classroom Performance:

Activity

Choose the correct answer from a, b, c, or d:

- The metro is a good way to travel because it is ..... and saves time.  
a) noisy      b) dirty      c) fast      d) dangerous
- If we use renewable energy, the air ..... cleaner.  
a) was      b) is      c) will be      d) were
- The opposite of pollution is .....  
a) smoke      b) gas      c) cleanliness      d) dust
- Passengers should not block the ..... when they get on the train.  
a) seats      b) windows      c) doors      d) stairs
- The word "layer" has a triphthong sound that begins with .....  
a) ay      b) ow      c) i      d) a

fast  
will be  
cleanliness  
doors  
ay

Homework Performance:

1. Read and correct the words between brackets:

- If people.....(uses) electric cars, the air will be cleaner.
- If it.....(rain), we..... (stay) at home.
- You.....(miss) the bus if you.....(not / hurry).
- If she..... (study) hard, she..... (pass) the exam.
- They..... (not / go) to the park if it..... (rain).

use  
rains / will stay  
will miss / don't hurry  
studies / will pass  
won't go / rains

2. Punctuate the following sentences:

- 1- if you take the monorail you will arrive faster. ....
- 2- how do you go to school everyday.....

! ,  
H ?

**Weekly Assessment A**

**Write an email of about 60 words to your friend about your trip on the new metro line.**

1. Say how you paid for your ticket.
2. Explain how the smart doors and announcements helped passengers.

(Use these words: digital screen – smart doors)

.....

.....

.....

To: Ali  
Subject: My trip on the new metro  
Dear Ali,

I want to tell you about my trip on the new metro: I paid for my ticket by card at the station. Inside the train, I saw a digital screen that showed the next station. The smart doors opened automatically, and the clear announcements helped us know where to get off. It was a fast and safe trip!

**Weekly Assessment B**

**Write an email of about 60 words to your friend about Egypt's new monorail.**

1. Say where the monorail runs and how it helps people travel.
2. Explain why is it better than old buses.

( Use these words: ticket machine - clean)

.....

.....

.....

To: Omar  
Subject: Egypt's new monorail  
Dear Omar,

Have you heard about Egypt's new monorail? It runs on one track above the ground. It helps people travel between cities quickly. It is better than old buses because it is clean and uses electricity. You can buy your ticket easily from the ticket machine at the station. It is the future of travel!

**Weekly Assessment C**

**Write an email of about 60 words to your friend about how we can keep our planet clean.**

1. Say why clean transportation is important.
2. Give two examples of clean ways to travel.

(Use these words: eco-friendly - renewable energy)

To: Nada  
Subject: Keeping our planet clean  
Dear Nada,

We must work together to keep our planet clean. Clean transportation is very important because it reduces pollution. We should use eco-friendly vehicles like electric buses and the monorail. These systems use renewable energy like the sun and wind. If we all help, our world will be a safer and cleaner place for everyone.



Review on Unit 5 on a single track

1. Choose the correct answer from a, b, c, or d: run on electricity

1. The monorail runs .....  
 a) underground      b) on a single track      c) on water      d) on two tracks
2. Electric buses help the environment because they .....  
 a) use fuel      b) make smoke      c) run on electricity      d) move slowly
3. If you take the monorail, you ..... arrive faster.  
 a) will      b) can      c) may      d) must

will

2. Fill in the blanks with the correct word from the box:

monorail  
passengers  
renewable energy  
eco-friendly  
announcement

eco-friendly - monorail - passengers - renewable energy - announcement

1. The ..... is a train that runs on a single track above the ground.
2. People who travel on buses or trains are called .....
3. Egypt is using ..... such as solar and wind power to make clean energy.
4. Electric buses are ..... because they do not harm the environment.
5. The digital screen shows an ..... about the next station.

3. Read and write the correct form of the words between brackets:

1. If passengers follow the rules, they ..... ( stay ) safe.
2. If we use electric buses, the air ..... ( be ) cleaner.
3. If you forget your card, you ..... ( buy ) a ticket at the machine.

will stay  
will be  
will buy

4. Reorder the words to make correct sentences:

1. travel / people / faster / will / The / monorail / help  
 .....  
**The monorail will help people travel faster.**
2. Electric / make / will / buses / cleaner / cities  
 .....  
**Electric buses will make cities cleaner.**

6. Write a short email of about 60 words to a friend about your vision for

Egypt's future transportation. Use these ideas:

- What new transportation will Egypt have?
- Why will it be better for the environment?

To: Ahmed

Subject: Egypt's future transportation

Dear Ahmed,

I want to tell you about my vision for Egypt's future transportation. I think we will have more monorails and self-driving buses. These will be better for the environment because they use renewable energy like solar power. This will reduce pollution and make our air cleaner. It is a very exciting future!

Best wishes,  
Mohamed Said

Monthly Review

infrastructure  
natural  
pollution



1. Choose the correct answer from a, b, c, or d:

working hard to reach a goal  
travel faster and easier

1. A new bridge or metro line is part of a country's .....
  - a) goods
  - b) highway
  - c) infrastructure
  - d) determination
2. Renewable energy comes from ..... sources like the sun and wind.
  - a) natural
  - b) dirty
  - c) artificial
  - d) chemical
3. An eco-friendly car helps to reduce .....
  - a) traffic
  - b) noise
  - c) pollution
  - d) signs
4. Determination means .....
  - a) giving up
  - b) working hard to reach a goal
  - c) walking fast
  - d) building houses
5. Egypt's new monorail will help people .....
  - a) travel faster and easier
  - b) build new houses
  - c) read more books
  - d) grow more plants

monorail  
passengers  
eco-friendly  
pollution  
digital screen

2. Fill in the blanks with the correct word from the box:

eco-friendly - monorail - digital screen - passengers - pollution - smart doors

Egypt is improving transportation with new systems like the (1) ....., which moves quickly above the ground. Many (2) ..... use it every day to travel easily between places. Electric buses are (3) ..... because they don't harm the environment. They help reduce (4) ..... in big cities. At the stations, a (5) ..... shows the next stop and time, and trains have smart doors that open and close automatically.

3. Read the text, then answer the following questions:

Egypt is working hard to build modern cities and improve people's lives. New projects such as highways, bridges, and tunnels help connect different parts of the country. Engineers are also building smart cities like New Alamein and the New Administrative Capital. These cities use clean energy, wide roads, and modern technology to make life easier. Factories are producing Egyptian products like clothes, juice, and steel. All these changes show Egypt's determination to become more developed, cleaner, and self-reliant.

**A. Answer the following questions:**

1. How do highways, bridges, and tunnels help connect different parts of Egypt?

They help connect different parts of the country and make travel easier.

2. What makes smart cities like New Alamein and the New Administrative Capital special?

They use clean energy, wide roads, and modern technology.

3. Why is it important for Egypt to produce its own products?

To become more developed and self-reliant.

**B. Choose the correct answer from a, b, c, or d:**

4- Smart cities in Egypt use ..... to make life easier.

- a) old buildings
- b) clean energy and technology
- c) narrow roads
- d) gas engines

clean energy and technology

5- Factories in Egypt produce products such as ..... clothes and steel

- a) clothes and steel
- b) cars and toys
- c) books and glass
- d) wood and food

**4. Read and write the correct form of the words between brackets:**

1- People (used) travel slowly before new roads were built.

used to

2- If we (use) electric buses, the air will be cleaner.

use

3- Passengers (mustn't to block) the smart doors.

mustn't block

4- Egypt (didn't used to have) many highways in the past

didn't use to have

5- Engineers (build) new bridges across the Nile.

built

6- People (must to follow) the safety rules on the metro.

must follow

7- If we (use) electric buses, the air (be) cleaner.

use / will be

8- The old roads (was) very narrow and crowded.

were

5. Put the words in the correct order to make sentences:

1- An / electricity / runs / bus / on / electric

An electric bus runs on electricity.

2- will / travel / faster / you / take / if / the monorail / You

You will travel faster if you take the monorail.

3- Electric / make / will / buses / cleaner / cities

Electric buses will make cities cleaner.

6. Punctuate the following sentences:

1- how will people pay for their tickets on the monorail

H ?

2- the children found an old key inside the school storage room

T .

3- egypt is building new highways and bridges to connect cities

E .

4- How will people travel in cairo in the future

C ?

5- the monorail is fast clean and eco friendly

T .

7. Write a paragraph of about (60) words about how Egypt is becoming a modern and clean country:

Use these guiding words: ( eco-friendly, transportation )

Egypt is working hard to become a modern and clean country. The government is building new eco-friendly projects like the monorail and electric buses. This modern transportation helps reduce pollution and makes travel faster. We are also building smart cities that use clean energy. These great changes show our determination to build a better and safer future for everyone.



Story

The Beginning

Date: ...../...../.....

Classroom Performance

1. Choose the correct answer from a, b, c, or d:

1. The story takes place in a small ..... .  
a) city            b) village            c) town            d) market
2. Who found the key?  
a) Adam            b) Lara            c) Hana            d) Fady
3. What was the key made of?  
a) Silver            b) Gold            c) Bronze            d) Iron



2. Read the sentences and write True (T) or False (F):

1. The old library was full of people and noise. ( F )
2. The children found a key while cleaning the school's storage room. ( T )
3. The key had the word "Library" written on it. ( T )
4. The friends opened the library with a bronze key. ( T )
5. Inside the library, there were tall shelves and dusty books. ( T )

Homework Performance

Answer the following questions in complete sentences:

1. Where was the old library located?

It was located in the town square.

2. What did the children find while cleaning the school's storage room?

They found a large bronze key with a tag.

3. Who held the key and read the word "Library" on it?

Lara held the key and read the tag.

4. How did the friends feel when they found the key?

They felt very excited.

5. What did the library look and smell like inside?

It was full of tall shelves and smelled of paper and history.

Story

The Middle

Date: ...../...../.....



Classroom Performance

windmill – travelers – diagrams – villages – experiments


1. Choose the correct word from the box to complete each sentence:

- The letters were written by ..... from long ago.
- The friends built a small .....from a book.
- Adam found ..... showing how to make machines.
- The map showed rivers, mountains, and .....
- The students enjoyed doing science ..... together.

travelers  
windmill  
diagrams  
villages  
experiments

2. Rewrite the words to make correct sentences:

- found / Ziad / maps / old  
**Ziad found old maps.**
- letters / Lara / tied / found / ribbon / with / a  
**Lara found letters tied with a ribbon.**
- book / Adam / science / a / found / about  
**Adam found a book about science.**
- Windmill / built / They / small / a  
**They built a small windmill.**
- every / met / afternoon / Friends / the / library / in  
**Friends met in the library every afternoon.**



Homework Performance

Who Said That?

- “Look at these maps!” .....
- “These are from travelers. They describe places I’ve never heard of.”  
.....  
Ziad  
Lara  
Adam
- “We could actually make some of these.” .....  
The friends (كقرار جماعي أو أي اسم منهم ك)
- “Let’s meet again tomorrow to read more.” .....  
Adam
- “This book has diagrams for simple machines.” .....

Weekly Assessment A

Read the sentences and write True (T) or False (F):

1. The old library was locked and covered in dust. ( T )
2. The children found a shiny gold key in the garden. ( F )
3. The tag on the key said "Library." ( F )
4. Fady used the key to open the heavy wooden door. ( T )
5. Inside the library, there were tall shelves and dusty books. ( T )

Weekly Assessment B

Read the sentences and write True (T) or False (F):

1. Ziad found a map showing rivers and mountains. ( T )
2. Lara found letters written by travelers. ( T )
3. Adam found a book about animals and plants only. ( F )
4. The friends met in the library every afternoon. ( T )
5. They built a small windmill using a diagram from the book. ( T )

Weekly Assessment C

Read the sentences and write True (T) or False (F):

1. The library was full of light, and people reading books. ( F )
2. The air inside smelled like paper and history. ( T )
3. The friends learned about plants that could clean water. ( T )
4. They found treasure hidden under the floor. ( F )
5. The friends discovered new things about their town's history. ( T )

Story

The End

Date: ...../...../.....



**Classroom Performance:**

**1. Choose the correct answer from a, b, c, or d:**

1. What was wrong with the fountain?

- a) It was broken by children
- b) It was clogged
- c) It had no water
- d) It was old



2. What did the principal call the library?

- a) A treasure
- b) A store
- c) A classroom
- d) A museum

It was clogged  
A treasure

**2. Match the words with their meanings:**

**Word**

**Meaning**

- |              |  |
|--------------|--|
| 1. Fountain  | a) a person who fixes water pipes        |
| 2. Pipe      | b) a special or valuable thing           |
| 3. Plumber   | c) a tube that carries water             |
| 4. Treasure  | d) a place where water flows or sprays   |
| 5. Volunteer | e) a person who helps without being paid |



**Homework Performance:**

**Answer the following questions in complete sentences:**

1. What problem did Hana notice in the town square?

She noticed that the fountain in the square wasn't working.

2. What did the school principal say about the library?

He said, "This place is a treasure. It should be open to everyone."

3. What did Fady mean when he said, "The key opened our minds"?

He meant that they learned new ideas and gained knowledge.

## Weekly Assessment A

Answer the following questions in complete sentences:

1. What did Hana notice about the fountain in the town square?

She noticed the fountain was not working.

2. How did the children find out what was wrong with the fountain?

They used a guide/book from the library.

3. Who helped them fix the clogged pipe?

A local plumber helped them.

## Weekly Assessment B

Answer the following questions in complete sentences:

1. What happened after the children fixed the fountain?

The water sparkled and the townspeople cheered.

2. How did people in the town react to the children's work?

They were happy, cheered, and word spread quickly.

3. What did Adam suggest to do after the principal visited?

He suggested asking the townspeople to help fix and reopen the library.

## Weekly Assessment C

Answer the following questions in complete sentences:

1. How did the guide from the library help the children?

It helped them figure out why the fountain was clogged.

2. Why did the principal call the library a "treasure"?

Because it was full of knowledge and history.

3. How did the townspeople show teamwork in the story?

They worked together to clean, repair, and reopen the library.



Review on Unit 6

1. Read the sentences and write True (T) or False (F):

- 1. The old library in the town was clean and full of people. ( F )
- 2. The children found a shiny bronze key in the school's storage room. ( T )
- 3. The tag on the key said "Library." ( T )
- 4. The friends opened the library and found dusty books and maps. ( T )
- 5. The air inside smelled of flowers and perfume. ( T )

2. Choose the correct answer from a, b, c, or d:

F

- 1. The library in the town was .....
  - a) new and bright
  - b) locked and forgotten
  - c) full of people
  - d) part of the school
- 2. Adam and his friends found a ..... while cleaning the storage room.
  - a) map
  - b) golden coin
  - c) key
  - d) letter

locked and forgotten key
- 3. The children learned from the library how to .....
  - a) paint pictures
  - b) fix a fountain
  - c) bake bread
  - d) play music

fix a fountain  
cleaning and reopening  
the knowledge they gained
- 4. The townspeople helped by ..... the library.
  - a) cleaning and reopening
  - b) closing and locking
  - c) painting and selling
  - d) moving it to another place
- 5. The story shows that the real treasure was .....
  - a) the bronze key
  - b) the fountain's water
  - c) the knowledge they gained
  - d) the school principal

3. Match the words with their meanings:



Word

Meaning

- |             |  |
|-------------|--|
| 1. Windmill | a) old metal covered with brown spots      |
| 2. Rusty    | b) a place where water comes out and falls |
| 3. Treasure | c) a person who fixes water pipes          |
| 4. Fountain | d) a machine that uses wind to turn blades |
| 5. Plumber  | e) something very special or valuable      |

**4. Write the name of the person who said each line:**

- “Look at these maps!” ..... **Ziad**..
- “These are from travelers.” ..... **Lara**.....
- “We could actually make some of these.” ..... **Adam**.....
- “This place is a treasure.”..... **The principal**.....
- “The key opened our minds.” ..... **Fady**.....

**5. Answer the following questions in complete sentences:**

1. Where did the children find the key?

**They found it in the school's storage room.**

2. What did the tag on the key say?

**It said "Library".**

3. How did the friends use what they learned from the books?

**They used the diagrams to build a windmill and fix the fountain.**

4. Who helped the children fix the fountain?

**A local plumber helped them.**

5. What happened to the library at the end of the story?

**It was cleaned, repaired, and reopened to everyone.**

6. Why is the library important to the town?

**Because it is a treasure of knowledge and ideas for the town.**

7. What lesson can we learn from the children's teamwork?

**We learn that when we work together, we can solve problems and help others.**

**6. Complete the sentences with the correct words from the box:** **key**

library – windmill – plumber – fountain – key

- The children used the ..... to open the old doors.
- They met every day in the ..... to read and learn.
- Adam and his friends built a small ..... from a diagram.
- A ..... helped them fix the clogged pipe.
- The ..... sparkled in the sunlight after it was repaired.



**library**  
**windmill**  
**plumber**  
**fountain**



**Review 2 ( on Units 4-5-6 )**

**1. Choose the correct answer from a, b, c, or d:**

1. Egypt is building modern highways, bridges, and tunnels to ..... transportation and daily life.
  - a) slow down                      b) improve                      c) close                      d) remove
2. The monorail will have ticket machines, digital screens, and ..... to make travel easier.
  - a) elevators                      b) petrol pumps                      c) bridges                      d) libraries
3. An electric bus is good for the environment because it .....
  - a) makes no smoke                      b) uses petrol                      **improve**
  - c) travels slowly                      d) needs more fuel                      **elevators**
4. New roads and bridges in Egypt help people to.....
  - a) travel faster                      b) stay at home                      **makes no smoke**
  - c) stop working                      d) eat more                      **travel faster**
5. The children helped the town by cleaning and opening the .....
  - a) library                      b) factories                      c) New Alamein                      d) letters

**2. Fill in the blanks with the correct word from the box:**

used to - electric - renewable energy - smart doors - infrastructure

**infrastructure**  
**used to**  
**electric**  
**renewable energy**  
**smart doors**

Egypt is working hard to improve its (1) ..... by building new roads and bridges. In the past, people (2) ..... depend mainly on farming, but now many work in factories. The new (3) ..... buses help reduce pollution because they are clean and quiet. Some cities use (4) ..... from the sun and wind to protect the environment. At train stations, passengers can see (5) ..... that open and close automatically.

**3. Read and write the correct form of the words between brackets:**

- 1- People..... (use) to travel slowly between cities in the past.
- 2- The electric bus..... (run) on electricity and makes no smoke.
- 3- If passengers..... (forgot) their smart cards, they will buy a ticket.
- 4- The children..... (finds) a key to the old library.
- 5- Villages didn't use to ..... ( has) factories before.

**used**  
**runs**  
**forgot**  
**found**  
**have**

**4. Reorder the words to make correct sentences:**

1- used / People / to / farming / depend / on / in / the past

**People used to depend on farming in the past.**

2- will / travel / faster / you / take / if / the monorail / You

**You will travel faster if you take the monorail.**

3- New / bridges / improve / Egypt's / daily life / and / roads

**New bridges and roads improve Egypt's daily life.**

4- An / electricity / runs / bus / on / electric

**An electric bus runs on electricity.**

5- children / the library / cleaned / and / reopened / The

**The children cleaned and reopened the library.**



**5. Punctuate the following sentences:**

1- egypt has built new bridges and roads

**E.**

2- the electric bus runs on electricity and helps the environment

**T.**

3- did the children open the old library door

**D ?**

**6. Write an email of about 60 words to your friend about modern transportation in Egypt: In your email, include:**

A friendly greeting

At least two modern ways of travel (e.g., monorail, electric buses, self-driving cars)

Your opinion about Egypt's future transportation



**To: Ahmed**

**Subject: Modern transportation in Egypt**

**Dear Ahmed,**

**How are you? I hope you are doing well. I want to tell you about modern transportation in Egypt. We have many new ways to travel, like the monorail and electric buses. They are fast and clean. I think Egypt's future transportation will be very smart and green. This will help our environment a lot.**

**Best wishes,  
Mohamed Said**



تطبيق



مذكرات جاهزة للطباعة

لتحميل الملفات التعليمية مجاناً للمعلم والطالب

مذكرات وملازم / مراجعات وملخصات / امتحانات / كتب الوزارة /  
أدلة المعلم / دفاتر التحضير / سجلات مدرسية / أوراق تأسيس

امسح الكود بموبايلك علشان تقدر تثبت التطبيق

وتقدر ف أي وقت تحمّل ال نفسك فيه ببلاش

هيغنك عن البحث والجروبات والقنوات الكثيرة

