

Primary 4

SUPERIOR

Series

Mr/ Abdelbary Ali

Mob/ 01145495338

2025
2026



Unit 1 – This is where I live.
Lessons 1

Important Vocabulary:



environment
بيئة



building
مبنى



city
مدينة



village
قرية



oasis
واحة

Extra Vocabulary:

Word	Meaning	Word	Meaning	Word	Meaning
project	مشروع	place	مكان	farmed	زرع
enjoyed	استمتع	wells	ابار	raised	ربى
compared	قارن	neighbors	جيران	advantages	مميزات
desert	صحراء	everywhere	كل مكان	realized	ادرك
cousin	ابن العم / الخال	simply	ببساطة	adapted	تكيف
explained	شرح	tents	خيام	traveled	سافر
different	مختلف	challenges	تحديات	people	ناس

Conjugation of Verbs:

Verb	meaning	past	Past participle
work	يعمل	worked	worked
write	يكتب	wrote	written
choose	يختار	chose	chosen
know	يعرف	knew	known
understand	يفهم	understood	understood

Expressions & Phrases:

Expression	meaning	Expression	meaning
last week	الاسبوع الماضي	That's interesting!	هذا شيق
What about you?	ماذا عنك؟	Exactly	بالضبط
asked us	سالنا	how people lived	كيف عاش الناس

Different Places in the Environment

Maha : Hi, Salma, did you finish the **project** our teacher asked us to do last week?

Salma : Yes, I did. I **enjoyed** it a lot. What about you?

Maha : I worked on it with my **cousin**. We **compared** life in the city with life in the **village**. What did you choose?

Salma : I wrote about the **desert**. I explained how people lived in **tents**, traveled on camels, and used **wells** for water.

Maha : That's interesting! I learned that people in villages lived **simply**. They **farmed**, **raised** animals, and knew all their **neighbors**.

Salma : And city life was different. People lived in tall buildings, used cars and buses, and had shops **everywhere**.

Maha : Exactly. I **realized** every place had **advantages** and challenges.

Salma : Yes, the project helped us understand how people **adapted** to their **environments**.



①-Read the sentences and complete with the words in the box.

building – village – environment – River – oasis

1. The is everything around us, like air, water, land, and animals.
2. A tall can have many floors where people live or work.
3. A is a small place where people live together.
4. In the hot desert, there is very little water, but sometimes you can find an with plants and trees.
5. The Nile flows through Egypt.

②- Circle the correct answer

A. 1. What was the project about?

- a. Animals in the zoo b. Life in different places c. Famous people

2. What did Salma write about?

- a. The village b. The city c. The desert

3. What did Maha learn about village life?

- a. People lived in tall buildings b. People traveled by buses
c. People farmed and knew all their neighbors



Exercise on Lesson 1

1-Read the sentences and complete with the words in the box.

River - city - environment - buildings - village - oasis

1. A is a big place with many people, cars, and tall buildings.
2. A is a small place with few people and many farms.
3. A is a long line of water that moves to the sea.
4. An is a green place with water in the desert.
5. are houses, schools, or offices where people live or work.
6. is everything around us, like air, water, plants, and animals.

2-Choose the correct answer from a, b, c or d:

1. People in the desert usually travel on.....

- (A) cars (B) buses (C) camels (D) trains

2. A/An..... is everything around us, like air, water, plants and air.

- (A) building (B) floor (C) river (D) environment

3. A/An..... is a small place with few people and many farms.

- (A) environment (B) city (C) village (D) river

4. They worked hard to solve their life.....

- (A) challenges (B) meals (C) advantages (D) buildings

1. Our school has two big..... and a garden.

- (A) buildings (B) cities (C) oases (D) rivers

3. Cairo is the capitalof Egypt.

- (A) neighbor (B) challenge (C) city (D) village

4. Farmers grow cotton and wheat in my

- (A) wells (B) village (C) rivers (D) building

5. You can find water and trees in a/an..... in the desert.

- (A) river (B) sea (C) city (D) oasis

6. The Nile..... flows through Egypt.

- (A) Oasis (B) River (C) Lake (D) Sea

7. People get water from in the desert.

- (A) rivers
- (B) taps
- (C) wells
- (D) sand

8. My..... who lives next to us is very kind.

- (A) father
- (B) neighbor
- (C) mother
- (D) brother

9. People in villages farmed and animals.

- (A) explained
- (B) raised
- (C) adapted
- (D) flowed

2. I worked.....the school project in the library.

- (A) at
- (B) on
- (C) of
- (D) out

5. People livedtall buildings.

- (A) for
- (B) of
- (C) in
- (D) with

3 -Punctuate the following:

do you like living in the city

i realized every place had advantages and challenges

4 -Write a paragraph of about Four sentences using the words below:

desert - wells - camels

"Different Places in the Environment"

Handwriting practice area with ten horizontal lines for writing a paragraph.

Lessons 2

A Visit to the Village

Important Vocabulary:



sunny
شمس



river
نهر



busy
مزدحم



flowers
زهور



seller
بائع

Extra Vocabulary:

Word	Meaning	Word	Meaning	Word	Meaning
weather	جو - طقس	smelled	شم	quiet	هادئ
beside	بجانب	excited	متحمس	rest	راحة
fresh	نقي - طازج	clear	نقي - واضح	things	اشياء

Conjugation of Verbs:


Verb	meaning	past	Past participle
take	يأخذ	took	taken
tell	يخبر	told	told
see	يرى	saw	seen
buy	يشترى	bought	bought

Expressions & Phrases:

Expression	meaning	Expression	meaning
near the city	بالقرب من المدينة	compared to	قارن بـ
beside the path	بجوار الممر	In the afternoon	في بعد الظهر

A Day in the Village

Last weekend, Ahmed and Omar visited a small village near the city. The **weather** was **sunny**. They were **excited**. They walked **beside** the **river** and noticed how clean and **fresh** the air was compared to the **busy** city. Omar took photos of houses, trees, and the **clear** water. Ahmed **smelled** the colorful **flowers** beside the **path**. Not far from



the village, they saw a small **forest** with tall trees and many **birds**. A farmer told them a story about an **oasis** in the desert where **travelers** could find water and **rest**. In the afternoon, they went to the market and bought fresh fruit such as apples, oranges, and bananas. The **sellers** were friendly and told them stories about village life. Ahmed and Omar enjoyed the **quiet** streets, listened to birds singing, and learned many new **things** about the people who lived there.

A - Circle the correct answer:

1. Where did Ahmed and Omar go last weekend?

- a. To a big city b. To a small village c. To the desert

2. What did Ahmed and Omar buy from the market?

- a. Toys and clothes b. Bread and cheese c. Fresh fruit

3. What did the farmer tell them about?

- a. A river in the city b. An oasis in the desert
c. A school in the village

B - Answer the following questions:

4. Why do you think Ahmed and Omar liked the village more than the city?

.....

5. How can we help keep the village and the river clean?

.....

C - Work in pairs. Role-play:

- Hello! I'm Noura.
- I went to a small village near the city.
- The weather was sunny.
- I saw many birds in the sky.
- I liked the village because it is quiet.
- I want to visit again!



D - Your turn:

- Hi! I'm
- I went to
- There were
- I liked the village because
- It is different from the city because



Past Tense – Regular and Irregular Verbs

زمن الماضي – الأفعال المنتظمة وغير المنتظمة

The past tense tells us about actions that already happened.

زمن الماضي يُستخدم للتعبير عن أحداث أو أفعال حدثت وانتهت في الماضي.

Key words that often signal past tense:

كلمات تدل غالبًا على زمن الماضي:

yesterday = أمس، last = (ليلة/أسبوع/سنة) الماضي، ago = منذ، in (2000) = في عام 2000،
when I was young = عندما كنت صغيرًا، earlier today = في وقت سابق اليوم،
a few days ago = منذ بضعة أيام.

Regular verbs add -ed to the base form.

الأفعال المنتظمة نضيف لها -ed في آخر الفعل في الماضي.

watch → watched (Example: We watched a movie last night.)
study → studied (Example: I studied the lesson before the exam.)

Irregular verbs have different spellings in the past.

الأفعال غير المنتظمة يتغير شكلها في الماضي ولا تأخذ -ed.

go → went (Example: I went to the market yesterday.)
buy → bought (Example: My sister bought a gift to her friend.)

Negative form: To say something did not happen.

صيغة النفي: تُستخدم للتعبير عن أن شيئًا لم يحدث.

Formula: did not (didn't) + base verb

(المصدر (الفعل في صورته الأساسية + did not (didn't): القاعدة

Example: I didn't watch TV yesterday.

مثال: أنا لم أشاهد التلفاز أمس.

Notice: The main verb stays in the base form after "didn't."

ملحوظة: الفعل الرئيسي يأتي في صورته الأساسية بعد didn't.

Question form: To ask a question.**

صيغة السؤال: تُستخدم لطرح سؤال في زمن الماضي.

Formula: Did + subject + base verb

(الفاعل + المصدر + Did: القاعدة

Example: Did you go to the park last week?

مثال: هل ذهبت إلى الحديقة الأسبوع الماضي؟

Notice: The main verb is in the base form, not the past form.

ملحوظة: الفعل يأتي في صورته الأساسية وليس في الماضي.



Exercise on Grammar

① - Fill in the blanks with the correct past simple form of the verbs in brackets.

1. We (walk) to the park yesterday.
2. She (buy) apples from the market.
3. They (play) football last Saturday.
4. Omar (eat) pizza two days ago.
5. I (visit) my grandparents last weekend.
6. We (watch) a movie last night.
7. Sara (go) to school early yesterday.
8. They (study) English for the test last week.
9. Ali (drink) a cup of milk before bed.
10. I (finish) my homework an hour ago.
11. The boys (run) in the playground yesterday.
12. My father (drive) to work last Monday.
13. She (clean) her room last weekend.
14. We (see) our teacher at the mall yesterday.
15. Lina (write) a letter to her friend two days ago.

② - Make questions in the past simple:

1. you (watch) TV last night?
2. Sara (finish) her homework yesterday?
3. When they (arrive) at school?
4. Where Ahmed (buy) his new phone?
5. the boys (play) football after school?
6. When your sister (start) learning English?
7. he (eat) breakfast this morning?
8. Where you (meet) your friend yesterday?
9. When the movie (begin)?
10. your parents (visit) you last weekend?

③ - Make the sentences negative:

1. I watched TV last night.
2. She went to school early.
3. Ahmed ate lunch at home.
4. They finished the homework yesterday.



Exercise on Lesson 2

1-Read the sentences and complete with the words in the box.

sunny - water - tall - path - weekend

Yesterday, I spent a day in the village. The weather was (1)..... and nice. I saw green farms, (2)..... trees, and animals like cows and sheep. I smelled the colorful flowers beside the (3)..... I took photos of the houses, trees, and the clear (4).....

2-Choose the correct answer from a, b, c or d:

1 We went to the..... to buy fresh fruits.

- (A)- bakery (B)- market (C)- beach (D)- park

2 Ali..... the colorful flowers beside the path.

- (A)- visited (B)- smelled (C)- rested (D)- walked

3 The sellers at the market were..... They told us stories about the village.

- (A)- sad (B)- strong (C)- friendly (D)- busy

4 Alito the birds singing yesterday.

- (A)- listening (B)- listens (C)- listened (D)- listen

5 The city was busy, but the village was.....

- (A)- noisy (B)- quiet (C)- crowded (D)- big

6 A/An..... is a place in the desert where travelers could find water and rest.

- (A)- city (B)- sea (C)- oasis (D)- village

7 Last weekend, theya forest with tall trees.

- (A)- see (B)- saw (C)- seeing (D)- sees

8 The..... was sunny and clear.

- (A)- weather (B)- market (C)- river (D)- path

3-Read the sentences and complete with the words in the box.

1. They (take) the bus to school yesterday morning.

2. I (help) my mother in the kitchen yesterday.

3. Ahmed (read) a story before sleeping.

4. We (travel) to Alexandria last summer.

5. She (lose) her bag yesterday.

Lessons 3

A Day at the Riverbank

Important Vocabulary:



fisherman
صياد



palm trees
نخيل



boat
مركب



sail
يبحر



riverbank
ضفة النهر

Extra Vocabulary:

Word	Meaning	Word	Meaning	Word	Meaning
crops	محاصيل	catching	يصاد	trip	رحلة
children	اطفال	near	بالقرب من	calm	هادئ
cucumbers	خيار	because	لان	tired	متعب
history	تاريخ	together	معا	soon	قريبا

Conjugation of Verbs:

Verb	meaning	past	Past participle
wake up		يستيقظ woke up	waken up
wear		يرتدي wore	worn
sit		يجلس sat	sat
eat		يأكل ate	eaten
feel		يشعر felt	felt

Expressions & Phrases:

Expression	meaning	Expression	meaning
showed him	بين له	under a tree	تحت شجرة
At the end	في نهاية	green farms	مزارع خضراء

A Day at the Riverbank

Last Friday, Youssef went on a **trip** with his grandfather to the Nile River. They **woke up** early and took a small **boat**. He helped his grandfather **sail**. The water in the river was **calm**. Youssef saw **fishermen** catching fish. His grandfather showed him the green farms **near** the river where farmers plant **crops**, vegetables, and fruits. They also saw tall **palm trees** and **children** playing

on the **riverbank**. Youssef **wore** his hat because the sun was hot. They **sat** under a tree and **ate** bread, cheese, and **cucumbers**. His grandfather told him stories about the **history** of the Nile. Youssef was very happy **because** he learned many new things. At the end of the day, they went home **together**, feeling **tired** but excited to visit the Nile again **soon**.

① - Circle the correct answer.

1. Where did Youssef go with his grandfather?

- a. to the market b. to the Nile River c. to the desert

2. What did Youssef and his grandfather do on the trip?

- a. rode camels and visited shops b. sailed a small boat and ate lunch
c. climbed a mountain

3. What did Youssef learn from his grandfather?

- a. stories about the history of the Nile
b. how to fly a kite c. how to plant trees

② - Answer the following questions

4. Why do you think Youssef enjoyed the trip with his grandfather?

.....

5. How can we help protect the Nile River and keep it clean?

.....

③ - Read the sentences and complete with the words in the box.

fisherman palm trees boat sail riverbank

1. Youssef and his grandfather took a small on the Nile.
2. A was catching fish with his net.
3. They walked along the and enjoyed the view.
4. Youssef learned how to with his grandfather.
5. There were tall near the water.

Pronunciation

Silent Letters (k, l)

Silent k – The letter “k” is not pronounced when it comes before “n” at the start of a word. **Examples:** knock, knife, knee, know

Silent l – The letter “l” is not pronounced in some words, especially after “a” or “o”. **Examples:** walk, talk, half, folk



Exercise on Lesson 3

1- Read the sentences and complete with the words in the box.

crops - river - fisherman - sail - boat

Last Friday, Youssef went on a trip with his grandfather to the Nile River. They woke up early and took their wooden [1]..... He helped his grandfather [2] the boat. The water in the [3]..... was calm. Youssef saw a [4]..... catching fish.

2- Choose the correct answer from a, b, c or d.

1. I went on a with my grandfather. I enjoyed it a lot.

- (A) tap (B) tape (C) trip (D) job

2. Fishermen..... many fish from the river every day.

- (A) wake (B) catch (C) sail (D) plant

3. Farmers plant different on their farms.

- (A) boats (B) riverbanks (C) history (D) crops

4. She excited because she learned many new things.

- (A) are (B) was (C) will be (D) were

5. Who did you with to the farm?

- (A) go (B) goes (C) going (D) went

6. He sail his boat last week.

- (A) doesn't (B) don't (C) didn't (D) isn't

3- Write a paragraph of about Four sentences using the words below:

boat - fisherman - palm tree

"A day at a riverbank"

.....

.....

.....

.....

.....

Lessons 4 & 5

Trip to the Mountains

Important Vocabulary:



mountains
جبال



fields
حقول



rocks
صخور



stream
جدول



paths
ممرات

Extra Vocabulary:

Word	Meaning	Word	Meaning	Word	Meaning
beautiful	جميل	weekend	نهاية الاسبوع	view	منظر طبيعي
gently	بلطف	distance	مسافة	sound	صوت
peaceful	هادئ - مسالم	relaxed	مسترخي	packed	عبأ
Although	بالرغم من	delicious	لذيذ	wonderful	رائع

Conjugation of Verbs:

Verb	meaning	past	Past participle
am-is / are		يكون	been
make	يصنع - يعمل	made	made
take	يأخذ	took	taken
eat	يأكل	ate	eaten

Expressions & Phrases:

Expression	meaning	Expression	meaning
tell you more about	يخبرك بالمزيد عن	flowing gently	ينساب بلطف
I wished you were with me.	تمنيت لو كنت معنا	On that day	في ذلك اليوم

Trip to the Mountains

Dear Lina,

I hope you are doing well. I want to tell you more about my trip to the **mountains** last **weekend**. On that day, the weather was cold, but the **view** was so **beautiful**. I saw tall green trees, wide **fields**, and a big **stream** flowing **gently** between the **rocks**. The **sound** of the water made the place feel **peaceful**. We walked on small **paths** and stopped to take photos of the birds that were singing

in the **distance**. **Although** we were far from the city, I felt happy and **relaxed**. At night, we sat near the mountains, and shared stories. I ate some **delicious** fruits that my mother **packed**. It was truly a **wonderful** trip, and I wished you were with me.

Your friend,
Sara

Friendly Letter Writing Checklist

1. Greeting – Start with Dear + name
Example: Dear Ahmed,

2. Introduction – Say why you are writing I am writing to tell you about my holiday.

3. Body – Share details or stories

4. Closing – End politely
End your letter politely using words like:

5. Signature – Write your name
Best wishes, / Yours sincerely, / Love

قائمة كتابة الرسالة الودية

التحية – ابدأ بـ Dear + الاسم

المقدمة – اذكر سبب الكتابة في أول جملة، اذكر سبب كتابتك للرسالة.

الموضوع – اذكر التفاصيل أو الأحداث

الخاتمة – انه الرسالة بأدب أنه الرسالة بكلمات لطيفة ومهذبة مثل:

التوقيع – اكتب اسمك

اكتب اسمك في نهاية الرسالة.

A friendly letter should be simple, polite, and friendly.

الرسالة الودية تكون بسيطة، مهذبة، وتعبر عن الود

①-Read the sentences and complete with the words in the box.

fun - river - trip - trees- exciting

I want to tell you about my to the oasis. It was very.....! I saw tall, and clear water. The oasis was quiet and peaceful, but it was alsoto see so many new things.

②- Choose the correct answer from a, b, c or d.

1. A/An..... is a small river.

- (A) oasis (B) stream (C) farm (D) mountain

2. Listening to music makes me feel.....

- (A) sick (B) afraid (C) relaxed (D) hungry

3. Farmers work in the..... to grow crops.

- (A) house (B) field (C) factory (D) trip

4. I love sitting by the sea because it isand I feel relaxed.

- (A) peaceful (B) busy (C) dangerous (D) dark

5. They use special tools to climb the.....

- (A) trip (B) mountain (C) river (D) weather



Test on Unit 1

1- Listen and write T (True) or F (False):

- 1- Ahmed and Omar visited a small village last month. ()
- 2- The weather was sunny. ()
- 3- Omar took photos of houses, trees, and the clear water. ()
- 4- They walked beside the lake. ()

2- Choose the correct answer from a, b, c or d.

- 1. A tall can have many floors where people live or work.
 (A) - desert (B) - forest (C) - building (D) - oasis
- 2. The big stream is gently between rocks.
 (A) - flowing (B) - playing (C) - running (D) - asking
- 3. The is everything around us, like air, water, land, and animals.
 (A) - building (B) - river (C) - environment (D) - oasis
- 4. She to school yesterday.
 (A) - go (B) - went (C) - goes (D) - going
- 5. He play football last weekend.
 (A) - isn't (B) - doesn't (C) - don't (D) - didn't
- 6. They played football week.
 (A) - last (B) - now (C) - next (D) - soon

3- Read and complete the text with the words in the box:

neighbors - see - shops - raised - buildings

I learned that people in villages lived simply. They farmed, animals, and knew all their And city life was different. People lived in tall, used cars and buses, and had everywhere.

4- Read the text and answer the questions:

Ali is a fisherman. He wakes up **early** every day. He goes out on his boat and catches fish. Then in the afternoon, he comes back and sells his fish in the market. The fish go to restaurants and homes all over the world.

Amr is a farmer. He grows oranges. All year, he looks after the trees and - he gives them water and nutrients. Then, he picks the fruit. He sends a lot of the fruit

to the factory to make orange juice. He also sells some of his oranges in the supermarket.

A - Choose the correct answer from a, b, c, or d:

1. This text is about "

- (A) - Jobs
- (B) - Sports
- (C) - Schools
- (D) - Teachers

2. The opposite of the underlined word " early" is.....

- (A) - new
- (B) - late
- (C) - fresh
- (D) - busy

B - Answer the following questions:

3. Where does Ali sell his fish?

.....

4. What does Amr do with his crops?

.....

5-Summarize the second paragraph in one sentence

.....

5 - Read and write the correct form of the word(s) between brackets:

1. We (goes) to the zoo last Sunday.
2. She (buyed) a new bag yesterday.
3. They didn't..... (went) to school.
4. He (doesn't) eat meat yesterday

6 - Punctuate the following:

Villagers raised animals and farmed

.....

did he smell colored flowers

.....

7 -Write a paragraph of about Four sentences using the words below:

boat - fisherman - palm tree

"A day at a riverbank"

.....

.....

.....

.....

.....

Unit 2 – Our World, Our Responsibility.

Lessons 1

A Guide to Protecting Our Planet

Important Vocabulary:



recycle
يعيد تدوير



reduce
يقلل



reuse
يعيد استخدام



planet
كوكب



apply
يطبق

Extra Vocabulary:

Word	Meaning	Word	Meaning	Word	Meaning
stand for	يشير الي	instead	بدلاً	again	مرة اخرى
waste	يهدر	Remember	يتذكر	turn	يحول
electricity	كهرباء	refilling	يعيد ملء	should	يجب ان

Conjugation of Verbs:

Verb	meaning	past	Past participle
mean	يعني – يقصد	meant	meant
throw	يرمي – يلقي	threw	thrown
learn	يتعلم	learned	learned

Expressions & Phrases:

Expression	meaning	Expression	meaning
talk about	يتحدث عن	throwing it away.	يتخلص من

Caring for our planet

Teacher : Good morning, class! Today we'll talk about how to keep our planet clean using the 3Rs.

Students : What are the 3Rs, Miss?

Teacher : They **stand for** Reduce, Reuse, and Recycle.

Salim : What does Reduce **mean**?

Teacher : It means using less. For example, don't **waste** water or **electricity**.



Farouk : And Reuse?

Teacher : It means using things again—like refilling a bottle instead of throwing it away.

Omar : What about “Recycle”?

Teacher : That’s when we turn old things into new ones, like paper or plastic.

Remember, class, you should apply what you learned today at school and at home to keep our planet clean!

Students : We will, Miss!

①-Read the sentences and complete with the words in the box.

Recycle - reduce - reuse - planet - apply

- 1. It’s important to plastic bottles instead of throwing them away.
- 2. We can old bags and boxes to save materials.
- 3. To protect our, we must take care of nature and animals.
- 4. We need to the amount of waste we make every day.
- 5. The teacher told us to the new ideas in our project.

②- Circle the correct answer.

1. What is the main idea of the 3Rs?

- a. how to play games at school
- b. how to keep our planet clean
- c. how to do homework quickly
- d. how to recycle clothes only

2. What does “Reduce” mean?

- a. to use more things
- b. to throw things away
- c. to use less and avoid waste
- d. to buy new items

3. What did the teacher ask students to do at the end of the lesson?

- a. forget the 3Rs
- b. apply what they learned at school and at home
- c. write a story about recycling
- d. bring bottles to class

③- Answer the following questions

4. Why is it important to apply the 3Rs every day?

.....

5. Can you think of one way to reuse something in your school or home?

.....



Exercise on Lesson 1

1-Read the sentences and complete with the words in the box.

keep - turn - paper - sail - apply

Recycling is very important. It means when weold things into new ones, likeor plastic. Remember, class, you shouldwhat you learned today at school and at home toour planet clean!

2- Choose the correct answer from a, b, c or d.

1.....means turning old things into new ones.

- (A) Reduce (B) Rewrite (C) Recycle (D) Reuse

2.....means using more water and electricity.

- (A) Reduce (B) Rewrite (C) Recycle (D) Reuse

3.....means using things again instead of throwing them away.

- (A) Reduce (B) Rewrite (C) Recycle (D) Reuse

4-The earth is thewhere we live.

- (A) plant (B) planet (C) plane (D) plan

5-The teacher told us tothe new ideas in our project.

- (A) waste (B) throw (C) play (D) apply

3-Write a paragraph of about Four sentences using the words below:

Reduce - Reuse - Recycle

“Caring for Our Planet”

.....

.....

.....

.....

.....

.....

.....

.....

.....

.....

Lessons 2
Go Green.

Important Vocabulary:



Paper
ورق



bike
دراجة



tote bags
حقائب التسوق



emails
ايميل



letters
خطاب

Extra Vocabulary:

Word	Meaning	Word	Meaning	Word	Meaning
healthy	صحي	sides	جوانب	less	اقل
pollution	تلوث	remind	يذكر	harm	يضر
surroundings	يحيط	nature	طبيعة	everyone	الجميع
plastic	بلاستيك	go green	كن صديقاً للبيئة	bin	سلة مهملات

Conjugation of Verbs:

Verb	meaning	past	Past participle
send	يرسل	sent	sent
ride	يركب	rode	ridden
keep	يحافظ	kept	kept

Expressions & Phrases:

Expression	meaning	Expression	meaning
both sides	كلا الجانبين	work together	يعمل معا

Let's Go Green!

We can all help keep our planet clean and **healthy**. One way to **go green** is to use **less paper**. We can write on both **sides** of the page and send emails instead of paper letters. To reduce **pollution**, we can walk, ride a **bike**, or **share** rides with others instead of using many cars. It's also a great idea to use **tote bags** instead of **plastic** ones when shopping because **plastic harms** sea animals and **nature**. We should always throw litter in the **bin** and **remind** others to keep our **surroundings** clean. When we all work together, we help our planet stay clean, safe, and green for **everyone** to enjoy.





Exercise on Vocabulary

1- Read the sentences and complete with the words in the box.

instead - using - paper - sail - bike

One way to go green is to use less paper. We can write on bothof the page and send emailsof paper letters. To reduce pollution, we can walk, ride a, or share rides with others instead ofmany cars.

2- Choose the correct answer from a, b, c or d.

1.....means turning old things into new ones.

- (A) Reduce (B) Rewrite (C) Recycle (D) Reuse

1. We can go.....by recycling and saving energy.

- (A) late (B) green (C) home (D) far

2. Water.....makes the river dirty and kills fish.

- (A) shopping (B) healthy (C) pollution (D) recycling

3. I write down notes to.....me of things I should do.

- (A) remind (B) throw (C) send (D) harm

4. A.....is made of clothes and used for shopping.

- (A) table (B) tote bag (C) bin (D) bottle

5. We should always throw.....in the bin.

- (A) smoke (B) surroundings (C) letters (D) litter

6. Every classroom has a For trash

- (A) plate (B) pot (C) bin (D) bed

7. When we work together, we help our world stay

- (A) white (B) green (C) red (D) yellow

8. We can write on both..... of the pages.

- (A) rides (B) ways (C) sides (D) road

9. Pollution..... our planet.

- (A) shares (B) harms (C) builds (D) protects

Conjunctions

Conjunctions are words that join parts of a sentence together, helping ideas flow smoothly.

أدوات الربط هي كلمات تربط أجزاء الجملة معاً لتجعل الأفكار تتدفق بسهولة.

1. And (و)

الاستخدام: تستخدم لربط فكرتين متوافقتين أو إضافيتين.

Example: She bought apples and oranges.

2. So (لذلك)

الاستخدام: تستخدم لتوضيح نتيجة فعل شيء ما.

Example: She didn't study, so she failed the exam.

3. Because (لأن)

الاستخدام: لتوضيح سبب حدوث فعل معين.

Example: We recycle paper because it helps save trees.

4. But (لكن)

الاستخدام: تستخدم عند توضيح التناقض (شيء عكس المتوقع).

Example: I wanted to play outside, but it was raining.

5. Or (أو)

الاستخدام: للتخيير بين شيئين.

Example: You can have pizza or pasta for lunch.

6. Nor (ولا)

الاستخدام: لإضافة فكرة منفية أخرى في الجملة.

Special Rule:

نستخدمها لربط جملتين منفيتين، ونقوم بقلب (عكس) ترتيب الفعل المساعد والفاعل في الجملة الثانية مع حذف أداة النفي. (not)

Example: We don't burn plastic, nor do we throw it on the ground.



Exercise on grammar

1 - Choose the correct answer from a, b, c or d.

1. I wanted to play outside, it was raining.

(A) - or (B) - nor (C) - but (D) - because

2. We stayed at home it was too hot to go out.

(A) - and (B) - because (C) - so (D) - but

3. She didn't study, she failed the test.

- (A) - so (B) - or (C) - nor (D) - but

4. You can have pizza pasta for lunch.

- (A) - because (B) - or (C) - but (D) - so

5. He doesn't like apples, does he like bananas.

- (A) - or (B) - nor (C) - so (D) - because

2 - Read and circle the conjunction in each sentence.

1. I wanted to play football, but it started to rain.

2. You can have an apple or a banana.

3. I stayed home because I was feeling sick.

4. He didn't shout, nor did he get angry.

5. We finished our homework so we could watch a movie.

3 - Fill in the blanks using the words in the box because or so and nor.

1. She bought apples oranges from the market.

2. He stayed home he was not feeling well.

3. You can read a book watch TV before bed.

4. We were tired, we went to sleep early.

5. The teacher didn't shout, did she get angry.

4 - Read and write the correct form of the word(s) between brackets.

1. We can all help keep our planet clean [so] healthy.

2. I can't play now..... [and] I have homework.

3. She can't buy sweets..... (so) biscuits.

4. Plastic harms sea animals..... (because) nature.

5. He was hungry, [or] he ate a sandwich.

6. AB We didn't burn the paper, [and] did we throw it in the river.

7. I don't remember her number (so) it was hard.

8. They turned off the lights..... [or] they wanted to save electricity.

9. We didn't visit Luxor..... [or] did we visit Aswan.

10. She wants to buy a tote bag..... [so] she doesn't have one.

Lessons 3
Saving Resources.

Important Vocabulary:




light
ضوء



fan
مروحة



gas
غاز طبيعي



planet
كوكب



friends
اصدقاء

Extra Vocabulary:

Word	Meaning	Word	Meaning	Word	Meaning
resources	مصادر - موارد	wisely		run out	ينفذ
warm	دافئ	Earth	كوكب الارض	tap	صنبور مياه
electricity	كهرباء	remind	يذكر	actions	افعال

Conjugation of Verbs:

Verb	meaning	past	Past participle
leave		يغادر left	left
give		يعطي gave	given

Expressions & Phrases:

Expression	meaning	Expression	meaning
make a difference	تحدث فارق	turn / switch off	يغلق مصباح / جهاز

Small Actions Make a Big Difference!

Our Earth gives us many important resources like water, electricity, and gas. We need to use them **wisely** so they don't **run out**. We can save water by turning off the **tap** while **brushing** our teeth. We can save **electricity** by **switching off** lights and fans when we leave the room. **Gas** helps us cook and stay **warm**, so we should never waste it. We can also **remind** our family and friends to use these **resources** carefully. When we save what Earth gives us, we help the **planet** stay clean and healthy for everyone. Small **actions** every day can make a big **difference**!



GAS



ELECTRICITY



WATER



Exercise on Lesson 3

1- Read the sentences and complete with the words in the box.

Water - wisely - Electricity - fans - Gas

We use many resources every day like gas, water, and electricity..... is for cooking and keeping warm. (2)..... is for drinking, washing, and cleaning. (3)..... is for lights, fans, and machines. We should use them (4)..... and not waste them.

2- Choose the correct answer from a, b, c or d.

1 We should water and electricity to help our planet.

(A) play (B) save (C) buy (D) waste

2 We should use..... like water, electricity, and gas carefully.

(A) games (B) phones (C) resources (D) colors

3 Always use water and energy.....

(A) quickly (B) wisely (C) loudly (D) because

4 We must save water so it doesn't run.....

(A) out (B) in (C) quickly (D) slowly

5 We save energy by..... lights when we leave the room.

(A) leaving on (B) giving (C) running out (D) switching off

6 We use to cook and stay warm.

(A) paper (B) wood (C) gas (D) air

7. We should spend our money and time.....

(A) slowly (B) loudly (C) wisely (D) loudly

8. Earth gives us many important like water and gas.

(A) actions (B) resources (C) floors (D) fans

9. is important for cooking.

(A) Light (B) Gas (C) Wind (D) Air

10. The car stops working when it of fuel.

(A) takes care (B) goes green (C) runs out (D) turns off

11. Helping others is a kind.....

(A) action (B) color (C) season (D) planet

Pronunciation

R-controlled words

The letter **r** changes the sound of the vowel before it

الكلمات التي يُغَيَّر فيها حرف الراء صوت حرف العلة الذي يسبقه.

"r" changes the sound of the vowel before it:



star
طبلة



bird
يشرب



nurse
قطرة



runner
يقود



Corn
يرسم

er	ir	ur	ar	or
term	bird	furniture	star	corn
tiger	girl	purple	far	storm
teacher	shirt	nurse	car	world

① - Punctuate the following:

1. small actions every day can make a big difference

.....

2. how can we help keep our planet clean and healthy

.....

② - Write a paragraph of FOUR (4) sentences using the words below:

run out - wisely - waste

"How to use resources wisely"

.....

.....

.....

.....

.....

.....

Lessons 4&5

Saving Our Planet Earth - Think and Create

Important Vocabulary:



soil
تربة



sunlight
ضوء الشمس



trees
أشجار



flowers
زهور



strong
قوي

Extra Vocabulary:

Word	Meaning	Word	Meaning	Word	Meaning
brochure	منشور	place	مكان	beautiful	جميل
hope	يأمل	scare	يخيف	care	يعتنى - عناية
protect	يحمي	healthy	صحي	together	معا

Conjugation of Verbs:

Verb	meaning	past	Past participle
hurt	يؤدي / يصيب	hurt	hurt
grow	ينمو	grew	grown

Expressions & Phrases:

Expression	meaning	Expression	meaning
Kind to	طيب مع	Take care	يعتنى بـ

Taking Care of Animals and Plants.

Hi Mai,
I hope you are doing great!
I want to tell you about how we can take **care** of animals and plants. We should always be kind to animals and give them food, water, and a safe **place** to live. We must never **hurt** them or **scare** them.

Plants also need care. They need **sunlight**, water, and clean **soil** to grow **strong**. We can plant **trees** and **flowers** to make our world more **beautiful**. If we care for animals and plants, our planet will stay **healthy**. Let's **protect** them together!

Your friend,
Mona



Exercise on Lesson 3

①- Read the sentences and complete with the words in the box.

pollution – nurse – litter – reuse – warm

1. We should never throw on the ground because it makes the environment dirty.
2. The weather is very today, so we don't need our jackets.
3. Factories cause air when they release smoke into the sky.
4. You can old bottles to make art or store things.
5. The takes care of sick people at the hospital.

②- Choose the correct answer from a, b, c or d.

1. The loud sounds can babies.
 (A) - smile (B) - help (C) - scare (D) - grow
2. Trees help the land from strong air.
 (A) - waste (B) - protect (C) - hope (D) - send
3. Your garden looks..... with these colorful flowers.
 (A) - strong (B) - clean (C) - dirty (D) - beautiful
4. Sun gives us light..... heat.
 (A) - or (B) - and (C) - because (D) - so
5. I was happy..... I had a new computer.
 (A) - nor (B) - or (C) - but (D) - because
6. They scared the birds, they flew away.
 (A) - so (B) - but (C) - because (D) - or
7. Always be to animals and give them food and water.
 (A) - angry (B) - scared (C) - kind (D) - funny
8. Good helps plants grow strong and healthy.
 (A) - glass (B) - soil (C) - metal (D) - cloth
9. Animals and birds need a..... place to live.
 (A) - heavy (B) - safe (C) - noisy (D) - bright
10. Bad actions can your friends. Be careful!
 (A) - grow (B) - hurt (C) - protect (D) - hope



Test on Unit 2

1- Listen and write T (True) or F (False):

- 1- We should save what Earth gives us. ()
- 2- We can't help the planet stay clean. ()
- 3- Small actions every day can make a big difference. ()
- 4- We shouldn't help the planet stay healthy. ()

2- Choose the correct answer from a, b, c or d.

- 1. We should what we learn in class.
 - (A)- forget
 - (B)- apply
 - (C)- waste
 - (D)- copy
- 2. He was late, he ran quickly.
 - (A)- nor
 - (B)- so
 - (C)- because
 - (D)- or
- 3. You can old bottles or jars to make art or store things.
 - (A)- warm
 - (B)- apply
 - (C)- reduce
 - (D)- reuse
- 4. The baby didn't shout, did he cry.
 - (A)- and
 - (B)- but
 - (C)- because
 - (D)- nor
- 5. A is the place where we all live.
 - (A)- planet
 - (B)- plant
 - (C)- plastic
 - (D)- pollution
- 6. Menna went to bed early she was tired.
 - (A)- so
 - (B)- because
 - (C)- nor
 - (D)- or

3- Read and complete the text with the words in the box:

shares - recycle - difference - pollution - lights

Farida wants to keep the Earth clean and safe. She knows that (1)..... hurts our planet, so she tries to help. She always switches off the (2)..... when she leaves the room. She likes to ride a bike to school and sometimes (3)..... rides with her friends. Farida believes that small actions can make a big (4)..... for Our planet.

4- Read the text and answer the questions:

Water is one of the most important things in our lives. We need water to drink, cook, wash, and grow plants. Without water, people, animals, and plants cannot live. That is why it is important to save water and not waste it. There are many easy ways to save water every day. We can turn off the tap while brushing our teeth. We

should take short showers instead of long ones. We should not leave the tap running while washing our hands. When we save water, we help our planet stay healthy.

A - Choose the correct answer from a, b, c, or d:

1. The general idea of the text is about "....."

- A** - Cooking **B** - Planets **C** - Water **D** - Electricity

2. The opposite of the underlined word "waste" is "....."

- A** - save **B** - brush **C** - send **D** - take

B - Answer the following questions:

3. Why is water important?

.....

4. How can we save water? Mention two ways.

.....

5- Summarize the text in one sentence.

.....

5 - Read and write the correct form of the word(s) between brackets:

1. I finished my homework..... [or] I watched TV.

2. You can take the bus..... [(because) walk to school.

3. Animals need food, water..... [nor] a safe place.

4. We went shopping [so] we need to buy fruits.

6 - Punctuate the following:

1. what things do we use every day

.....

2. we live in a big and beautiful world

.....

7 -Write a paragraph of about Four sentences using the words below:

strong

water

soil

"Taking care of plants"

.....

.....

.....

.....

.....

.....

Unit 3 – What's in the Package?

Lessons 1

Sharing with Families.

Important Vocabulary:



neighborhood
حي - منطقة



food packages
طرود طعام



vegetables
خضروات



delivery
توصيل



promise
يعد

Extra Vocabulary:

Word	Meaning	Word	Meaning	Word	Meaning
prepared	جهز - اعد	market	سوق	sellers	بائعون
peaches	خوخ	cucumbers	خيار	stairs	سلالم
children	اطفال	knocked	طرق	elderly	كبير السن

Conjugation of Verbs:

Verb	meaning	past	Past participle
choose	يختار	chose	chosen
buy	يشتري	bought	bought
show	يعرض - يبين	showed	shown

Expressions & Phrases:

Expression	meaning	Expression	meaning
full of	ممتلئ	a kilo of	كيلو من

A Day of Helping Others

Two weeks ago, Kareem and Fatma prepared food packages for the poor people in their neighborhood. Early in the morning, they went to the market with their mother to buy everything they needed. The market was busy, full of sellers calling out and showing their vegetables and fruits. Kareem chose a kilo of bananas, while Fatma chose a kilo of peaches.



They also bought tomatoes, **cucumbers**, and bread. After shopping, they packed the food carefully into bags.

When they arrived at the **neighborhood**, they knocked on doors and gave the families the food. Kareem helped an **elderly** lady climb the **stairs** to her home, and Fatma gave fruits to some **children** who were smiling. After **delivering** everything, they sat and talked with the families to learn about their needs. It was hard work, but Kareem and Fatma enjoyed the day and **promised** to do it again.



Exercise on Lesson 1

① - Read the sentences and complete with the words in the box.

healthy - bad - kind - fruits - fresh

One morning, a small delivery truck came to our neighborhood. The driver brought boxes of vegetables and (1)..... for the families. Mother got [2]..... tomatoes, cucumbers, and apples. The children helped carry the bags. Everyone was happy to eat [3]..... food and thank the [4]..... man.

② - Choose the correct answer from a, b, c or d.

1. Ito visit my friend tomorrow.

- (A)- promised (B)- played (C)- ate (D)- flew

2. When I need advice, I ask a/an

- (A)- baby (B)- young (C)-elderly person (D)- child

3. We live in a quiet. near the school.

- (A)- garden (B)- cinema (C)- neighborhood (D)- kitchen

4. When the delivery man arrived, he knockedthe door.

- (A)- out (B)- on (C)- of (D)- in

5. The busy market was full..... people from different neighborhoods.

- (A)- for (B)- of (C)- on (D)- at

6 After shopping, wethe food into the bags.

- (A)- played (B)- went (C)- packed (D)- knocked

7 The market was full ofpeople.

- (A)- tired (B)- busy (C)- hard (D)- easy

8. I have to climb the..... to reach the next floor.

- (A)- window (B)- mountain (C)- door (D)- stairs

9. The teacher will callyour name when it's your turn.

- (A)- out (B)- in (C)- up (D)- from

Lessons 2

Shopping for a Picnic.

Important Vocabulary:




a carton of milk
عليه لبن كرتون



a bar of chocolate
قطعة من الشيكولاته



a pack of biscuits
علبة بسكويت



a slice of bread
قطعة من الخبز



a piece of cheese
قطعة جبن

Extra Vocabulary:

Word	Meaning	Word	Meaning	Word	Meaning
shopping list	قائمة التسوق	dessert	تحلية	picnic	نزهة خلوية
dark chocolate	شيكولاتة داكنة	excited	متحمس	kind	نوع
Good idea	فكرة جيدة	butter	زبدة	packed	عبأ

Conjugation of Verbs:

Verb	meaning	past	Past participle
bring		يحضّر brought	brought
take		يأخذ took	taken
tell		يخبر told	told

Expressions & Phrases:

Expression	meaning	Expression	meaning
a bottle of orange juice	زجاجة عصير برتقال	a kilo of apples	كيلو تفاح
sounds fun	يبدو جيداً	What else	ماذا أيضاً

Preparing for the Picnic

Noura : Laila, I want to tell you how I prepared for the picnic with my mother last weekend.

Laila : Oh, that sounds fun! What did you do first?

Noura : First, we bought a carton of milk for tea. Then my mother chose a bar of chocolate for dessert.

Laila : Which kind did you get?



Noura: The milk chocolate one. We also packed a big pack of biscuits because my cousins love them.

Laila: Good idea! What else did you add?

Noura: We took a bottle of orange juice, a slice of bread, and a piece of cheese for each sandwich. My mother also reminded me to bring some butter.

Laila: Did you add fruit too?

Noura: Yes! We packed a kilo of apples for everyone. It was a lot of work, but we were excited and happy to prepare it together.



Exercise on Lesson 2

1 - Choose the correct answer from a, b, c or d.

1. Noura for the picnic.

- (A) enjoyed (B) prepared (C) wanted (D) was

2. They bought a of milk.

- (A) piece (B) bar (C) slice (D) carton

3. Her mother chose a of chocolate for dessert.

- (A) carton (B) slice (C) bottle (D) bar

4. My mother also me to bring some butter.

- (A) chose (B) reminded (C) remembered (D) enjoyed

5. They were excited and

- (A) bored (B) sad (C) happy (D) angry

6. Prepare a shopping you will buy from a supermarket.

- (A) book (B) list (C) mall (D) crew

7. We bought a of milk for tea.

- (A) piece (B) carton (C) slice (D) pencil

8. My mother chose a bar of chocolate for

- (A) desert (B) crops (C) swim (D) dessert

9. What did you buy? - Meat and fruit.

- (A) else (B) place (C) glass (D) dream

10. What did they for the picnic?

A- repair

B- fly

C- prepare

D- come

Grammar focus

1. الأسماء المعدودة (Countable Nouns)

هي الأشياء التي نستطيع عدّها كأفراد أو وحدات منفصلة.
 القاعدة: يمكننا استخدام أدوات النكرة (a / an) قبلها في حالة المفرد، أو استخدام الأرقام قبلها في حالة الجمع.

a pen (قلم واحد) an apple (تفاحة واحدة) two chairs (كرسيان) five books (خمسة كتب)

2. الأسماء غير المعدودة (Uncountable Nouns)

هي الأشياء التي لا يمكن عدّها لأنها تأتي ككتلة واحدة، أو سوائل، أو مواد لا يمكن تجزئتها بسهولة.
 القاعدة: لا نستخدم معها (a / an) أو الأرقام مباشرة.

Water (ماء) Rice (أرز) Milk (حليب) Sugar (سكر) Cheese (جبنة)

3. كيفية قياس الأسماء غير المعدودة (Expressions of Quantity)

لعدّ الأشياء غير المعدودة، نستخدم "وحدات قياس" أو "حاويات" قبلها:

containers	meaning	(Example)
A carton of	علبة كرتون من	I bought a carton of milk.
A piece of	قطعة من	He ate a piece of cheese.
A slice of	شريحة من	I ate two slices of bread.
A cup of	كوب من	I drink a cup of tea every morning.
A bottle of	زجاجة من	Can I have a bottle of water?



Exercise on Grammar

1- Choose the correct answer from a, b, c or d.

1. I am thirsty. Can I have..... water, please?

A- an

B- a

C- many

D- a glass of

2. We have..... slice of bread for breakfast.

A- some

B- any

C- a

D- an

3. There are ten around the table. We need to put some away.

A- chairs

B- milk

C- cheese

D- water

4. I would like cheese on my sandwich.

- (A) - a piece of (B) - an (C) - a (D) - many
5. How many.....are there in your bag?
- (A) - books (B) - rice (C) - milk (D) - juice
6. I ate two..... of bread.
- (A) - slices (B) - bottles (C) - cans (D) - bags
7. I bought.....carton of milk from the store.
- (A) - an (B) - any (C) - many (D) - a
8. I need a.....of water, please.
- (A) - bottle (B) - slice (C) - piece (D) - kilo
9. I have.....apple in my bag.
- (A) - many (B) - a (C) - any (D) - an
10. We saw dog in the park.
- (A) - an (B) - a (C) - any (D) - many

2 - Read and write the correct form of the word(s) between brackets.

1. I have..... (an) banana in my lunchbox.
2. She bought. (a) orange from the market.
3. We need two..... (loaf) of bread for breakfast.
4. Let's make..... [an] sandwich.
5. My sister bought a [kilo) of water for the trip.
6. I bought.....(a) umbrella yesterday.
7. How many. [book] are in the library?
8. She bought a..... (slice) of milk from the market.
9. She ate..... [an] piece of cheese.
10. She has two..... [apple] on the plate.

Lessons 3

Shopping for a Picnic.

Important Vocabulary:



Al Azhar Park
عليه لبن كرتون



cafeteria
كافتيريا



a bunch of
مجموعة من



snack
وجبة خفيفة



Captain
قائد

Extra Vocabulary:

Word	Meaning	Word	Meaning	Word	Meaning
picnic	نزهة	share	يشارك	cooler	مبرد
crunchy	مقرمش	arrange	ينظم / يرتب	refuse	يرفض
art teacher	مدرس رسم	kindness	عطف	shiny	لامع

Conjugation of Verbs:

Verb	meaning	past	Past participle
hold	يعقد	held	held
break	يكسر - يقطع	broke	broken
take place	يحدث	took place	taken place

Expressions & Phrases:

Expression	meaning	Expression	meaning
break into squares	يقطع إلى مربعات	line up	قف في صف
on top	علي القمة	a slice of	شريحة من

Preparing for the Picnic

On Monday, our school held a picnic in Al Azhar Park. Students brought baskets to share. My teacher asked my group to set up a healthy lunch. We arranged vegetables and fruits first: shiny tomatoes and crunchy cucumbers beside colorful peaches and a bunch of bananas. Next, we made a small snack station. I placed a carton of milk and a bottle of orange juice in a cooler with ice. My friend lined up a slice of bread for each student and added a piece of cheese on top. Our class captain opened a pack of biscuits for dessert and passed a bar of chocolate to the art teacher to break into squares.



After eating, they packed fresh food and gave it to the students who couldn't come. Everyone thanked us and **promised** to join next time again soon.



Exercise on Lesson 3

① - Read the sentences and complete with the words in the box.

brought - garden - cucumbers - fresh - Al Azhar

On Saturday, our school held a picnic. We went to (1) Park. It is very beautiful food .Students (2)..... to share. We had fruits and vegetables like. tomatoes, bananas, and (3)..... We drank milk and orange juice. After eating, we packed (4)..... food for students who couldn't come.

② - Choose the correct answer from a, b, c or d.

1. My school a picnic in Al Azhar Park on Saturday.

- (A) - went (B) - packed (C) - held (D) - brought

2. At a picnic, we can..... food with our friends.

- (A) - sell (B) - hide (C) - share (D) - throw

3. The teacher asked the group to..... up a healthy lunch at the picnic.

- (A) - get (B) - set (C) - sit (D) - promise

4. I liked the cucumbers. They were.....

- (A) - colorful (B) - unhealthy (C) - crunchy (D) - bad

5 They packed..... food and gave it to the students.

- (A) - fresh (B) - bad (C) - dangerous (D) - sad

6 For dessert, we had biscuits and.....

- (A) - pizza (B) - chocolate (C) - soup (D) - sandwiches

7 My friend lined up a of bread for each student.

- (A) - carton (B) - glass (C) - slice (D) - kilo

Pronunciation

Silent Letters (b, w)

يصبح حرف "b" صامتاً (لا يُسمع تقريباً) إذا جاء في نهاية الكلمة وكان مسبقاً بحرف "m".

Silent b: The letter "b" is hardly heard when it comes after "m" at the end of a word.



Lamb
حمل



thumb
الابهام



comb
مشط



climb
يتسلق



plumber
سباك

لا يُنطق حرف "w" إذا جاء في بداية الكلمة وتبعه حرف "r" في هذه الحالة، نبدأ نطق الكلمة من حرف الـ "r" مباشرة.

Silent w: The letter "w" is not pronounced when it comes before "r" at the beginning of a word.



write
يكتب



wrong
خطأ



wrist
رسغ



wrap
يغلف



wreck
حطام

①-Punctuate the following:

many stories have a moral

②-Write a paragraph of about Four sentences using the words below:

Al Azhar Park

healthy lunch

small snack

" School picnic"

.....

.....

.....

.....

.....

.....

Lessons 4 & 5

Reem Helps her Mom - Think and Create A Poster.

Important Vocabulary:



counter
طاولة



meal
وجبة



lettuce
نبات الخس

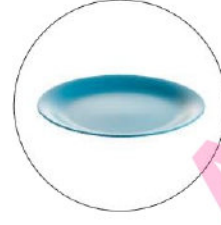


plate
طبق مسطح



steps
درجات السلم

Extra Vocabulary:

Word	Meaning	Word	Meaning	Word	Meaning
importance	أهمية	proudly	بفخر	delicious	لذيذ
responsible	مسؤول	carefully	بحرص	finished	مكتمل
cleanliness	النظافة	special	مميز - خاص	create	يصنع

Conjugation of Verbs:

Verb	meaning	past	Past participle
feel	يعرف	knew	known
know	يشعر	felt	felt
hold	يمسك	held	held

Expressions & Phrases:

Expression	meaning	Expression	meaning
set the table	يعد / يجهز المائدة	climb the steps	يصعد درجات السلم

Preparing for the Picnic

Last week, Reem helped her mother in the kitchen. First, she washed her hands carefully. Then, she placed the bread slices on the counter. Her mother picked some cheese, and Reem washed the lettuce for the sandwiches.. Together, they decided to add tomatoes to the salad. Reem asked if she could make the sandwiches, and her mother smiled. As she stopped, not knowing what to do next, her mother explained the importance of cleanliness. Reem carefully made the sandwiches and held the plate proudly. felt happy seeing the finished meal. "Let's call the family for lunch!" her mother said. Her



mother was happy to see her being **responsible** in the kitchen. **Reem** smiled, knowing she helped create a **delicious** meal.



Exercise on Lesson 4&5

① - Read the sentences and complete with the words in the box.

add washed - counter exciting - sandwiches

Last week, Sama helped her mother in the kitchen. First, she (1)..... her hands very well. Then, she put the bread on the (2)..... Her mother picked some cheese, and Sama washed the lettuce. They worked together and decided to (3)..... tomatoes to the salad. Reem asked if she could make the (4)..... Her mother smiled and said yes.

② - Choose the correct answer from a, b, c or d.

1 Reem washed the green to put in the sandwich.

- (A) - peaches (B) - lettuce (C) - cheese (D) - counter

2 My mother explained the..... of washing my hands before cooking.

- (A) - danger (B) - color (C) - importance (D) - kind

3 Reem felt..... when she helped her mother prepare lunch.

- (A) - angry (B) - sad (C) - shy (D) - responsible

4 For lunch, we made a healthy for the whole family.

- (A) - meal (B) - story (C) - bread (D) - title

5 Reem some fresh tomatoes from the basket.

- (A) - decided (B) - created (C) - picked (D) - explained

6 She..... the bread on the counter before adding cheese.

- (A) - placed (B) - washed (C) - broke (D) - painted

7. Nader is aboy; he helps his family every day.

- (A) - angry (B) - responsible (C) - noisy (D) - lazy

8. Manal smiled after cleaning her room.

- (A) - sadly (B) - angrily (C) - proudly (D) - lazily

9. Be careful when you the steps to the first floor.

- (A) - fly (B) - die (C) - swim (D) - climb



Test on Unit 3

①- Listen and write T (True) or F (False):

- 1- Two days ago, Kareem and Fatma prepared food packages. ()
- 2- They prepared for the poor people. ()
- 3- They went to the market with their father. ()
- 4- The market was busy, full of sellers. ()

②- Choose the correct answer from a, b, c or d.

1. The children helped their mother the sandwiches.

- (A)- draw (B)- make (C)- hide (D)- throw

2. She was proud because her daughter was.....

- (A)- noisy (B)- lazy (C)- responsible (D)- forgetful

3. My mother always cooks food. We all enjoy it.

- (A)- bad (B)- fast (C)- unhealthy (D)- delicious

4. Basant bought a..... of milk.

- (A)- bar (B)- book (C)- room (D)- carton

5. She bought a..... of bananas.

- (A)- bottle (B)- bunch (C)- slice (D)- bar

6. I need..... pen and a pencil.

- (A)- an (B)- a (C)- some (D)- any

③- Read and complete the text with the words in the box:

energy - lunch - drawing - delicious - cooks

I like all the meals. My favorite meal is [1]..... . I love to eat rice with chicken and salad. Sometimes, my mother [2]..... pasta with vegetables. Mom's food smells good and tastes [3]..... I drink a glass of juice with my meal. It makes me happy and gives me [4]..... every day.

④- Read the text and answer the questions:

One afternoon, Omar's mother wanted to make a salad. She went to the kitchen and asked Omar to help her. Omar washed the vegetables, tomatoes, cucumbers, and carrots. Then he cut the vegetables carefully with his mother's help. After that, they added some fruits like apples to make the salad sweet. Omar mixed

everything in a big **bowl**. The salad looked colorful and delicious! His mother said, "Thank you, Omar! You did a great job." Omar felt happy and proud.

A - Choose the correct answer from a, b, c, or d:

1 Omar's mother wanted to make.....

- (A) a cake
- (B) a salad
- (C) soup
- (D) juice

2 A "bowl" is a big, round used to put food in.

- (A) bottle
- (B) container
- (C) tube
- (D) bar

B - Answer the following questions:

3 Which fruits and vegetables did they use?

.....

4 How did Omar feel after helping his mother?

.....

5- Summarize the text in one sentence.

.....

5 - Read and write the correct form of the word(s) between brackets:

1. I want a(bar of) water.
2. There is.....(an) table in the kitchen.
3. I want.....(a) bread and cheese, please.
4. I need to add(a) orange to the fruit salad.

6 - Punctuate the following:

1. yara went to the supermarket to buy food and drinks

.....

2. Do you want an apple, omar

.....

7 -Write a paragraph of about Four sentences using the words below:

fruits a bottle of orange juice a pack of biscuits

" Shopping for a picnic "

.....

.....

.....

.....

.....

.....

.....

Unit 4 – Let's Celebrate.

Lessons 1

Family Gathering.

Important Vocabulary:



exchange gifts
يتبادل الهدايا



perform music
يعزف موسيقى



play a game
يلعب لعبة



eat special food
يأكل طعاماً مميزاً



socialize with friends
التواصل الاجتماعي مع الأصدقاء

Extra Vocabulary:

Word	Meaning	Word	Meaning	Word	Meaning
gathering	يجتمع	cheered	هتف	clapped	صفق
remember	يتذكر	cousins	ابناء العم - الخال	chess	شطرنج
party	حفلة	amazing	مذهل - رائع	grilled	شوي

Conjugation of Verbs:

Verb	meaning	past	Past participle
bring	يحضر	brought	brought
win	يفوز	won	won
sit	يجلس	sat	sat

Expressions & Phrases:

Expression	meaning	Expression	meaning
hide-and-seek	لعبة الغميضة	on his out	علي الة العود

A Day with Family and Friends

Salma : Hi Amr! Did you enjoy the family **gathering** we had last weekend?

Amr : Yes, it was amazing! We sat together, talked, and even listened to my uncle **perform music** on his out.

Salma : I **remember!** Everyone **clapped** and **cheered**.

Amr : The games were fun too. I played a game of **chess** with Kareem, and he won.



Salma : I played a game of **hide-and-see**k with my **cousins**, and we all enjoyed it.

Amr : The food was **delicious**. We got to **eat special food** like **grilled chicken**, and cake.

Salma : Did you **bring** anything?

Amr : I brought fruit salad, and everyone liked it. We also **exchanged gifts** and **socialized with friends** and family all day.



Exercise on Lesson 1

①-Read the sentences and complete with the words in the box.

games - sad - celebration - happy - songs

Last weekend was a great day. My family had a big [1] We cooked delicious food and decorated the house. My grandparents came early. We sang [2] and took many photos. Everyone was [3] and excited. We ate cake together and played [4]..... It was a very special day for us.

②- Choose the correct answer from a, b, c or d.

1. They will music on the stage.

- (A)- bring (B)- perform (C)- did (D)- fix

2. At parties, people exchange to show love and kindness.

- (A)- fights (B)- glasses (C)- robots (D)- gifts

3. During family gathering, we with friends and laugh.

- (A)- escape (B)- socialize (C)- damage (D)- fly

4. He played music on the at the party.

- (A)- kindness (B)- oud (C)- chess (D)- salad

5. Everyone was happy, so they and clapped.

- (A)- cried (B)- hit (C)- cheered (D)- died

6. We ate food like grilled chicken and cake.

- (A)- special (B)- wooden (C)- space (D)- boring

7. The guitar is a musical.....

- (A)- food (B)- job (C)- instrument (D)- food

8. She brought fruits for the family to share together.

- (A)- gathering (B)- fight (C)- flight (D)- rock

9. My favorite is hide-and-see

- (A)- food (B)- language (C)- country (D)- game

Lessons 2
End-of-Year Party.

Important Vocabulary:



clap
يصفق



fireworks
العاب نارية



take photos
يلتقط صوراً



balloons
بالونات



wear special clothes
يرتدي ملابس مميزة

Extra Vocabulary:

Word	Meaning	Word	Meaning	Word	Meaning
celebration	احتفال	fences	سور	bright	لامع
enormous	ضخم	Unforgettable	لاينسى	students	طلاب
playground	ملعب	shiny	لامع	band	فرقة موسيقية

Conjugation of Verbs:

Verb	meaning	past	Past participle
hang	يلتقط	hung	hung
light up	يضيئ	lit up	lit up
wear	يرتدي	wore	worn

Expressions & Phrases:

Expression	meaning	Expression	meaning
was placed carefully	وضع بحرص	all around	في كل ماحولنا

Unforgettable Celebration

The school playground looked beautiful during the **celebration**. There were colorful **balloons** hanging from the **fences** and shiny lights all around the place. A **band** played a loud song. The students wore their **special clothes** and smiled happily. Everyone **clapped**, laughed, and enjoyed the music together.

In the center of the playground, a large cake **was placed** carefully on an **enormous** table. Our teacher was very happy because the **playground** looked clean, **bright**, and ready for the party. We played



games, sang songs, and socialized with our friends. Many students took photos to remember the special day, and some even made short videos. The best part came at night when the fireworks started. They lit up the sky with beautiful colors, and everyone cheered loudly. It was an unforgettable celebration that we will always remember.



Exercise on Vocabulary

1- Read the sentences and complete with the words in the box.

fireworks - playground - cake - balloons - clean

1. The End-of-Year party took place in the school
2. There were colorful and shiny lights.
3. A large was placed on an enormous table.
4. The teacher was happy because the playground was and bright.
5. The best part was the at night.

2- Choose the correct answer from a, b, c or d.

1. During the celebration, students wore special.....
 (A) meals (B) clothes (C) hobbies (D) classes
2. The..... lit up the sky with beautiful colors.
 (A) fireworks (B) plates (C) tables (D) fences
3. I photos of my friend's birthday party.
 (A) played (B) took (C) deleted (D) forgot
4. We can't forget the celebration. It is.....
 (A) forgettable (B) boring (C) bad (D) unforgettable
5. There is a /an.....table in the hall. It is very big.
 (A) small (B) tiny (C) funny (D) enormous
6. There is a wooden..... around our garden.
 (A) fan (B) balloon (C) fence (D) firework
7. You should be for the exam.
 (A) sad (B) angry (C) large (D) ready
8. We short videos to remember the special day.
 (A) made (B) lost (C) forgot (D) stole
9. We have PE classes in the school.....
 (A) library (B) playground (C) classroom (D) laboratory

10. The students..... for the winner.

(A) - hung

(B) - wore

(C) - clapped

(D) - lit

ما هي الصفات؟ (What are Adjectives?)

الصفات هي كلمات تصف الأسماء (Nouns). هي تخبرنا عن شكل الشيء، ملمسه، صوته، أو رائحته.

The colorful balloons flew in the air.

(البالونات الملونة طارت في الهواء) - كلمة "Colorful" تصف "Balloons".

تصنيفات الصفات (Categories of Adjectives)

1. ووصف الأشخاص (Describing People)

تستخدم لوصف المظهر أو الشخصية:

Tall (طويل) / Short (قصير). Kind (طيب) / Friendly (ودود). Happy (سعيد) / Sad (حزين).

Strong (قوي) / Weak (ضعيف).

2. ووصف الأشياء (Describing Objects)

تستخدم لوصف الحجم، اللون، أو الملمس:

Big (كبير) / Small (صغير). Colorful (ملون) / Shiny (لامع). Soft (ناعم) / Hard (صلب).

Heavy (ثقيل) / Light (خفيف).

3. ووصف الأماكن (Describing Places)

Quiet (هادئ) / Busy (مزدحم/نشيط). Beautiful (جميل) / Ugly (قبيح). Peaceful (مسالمة) /

Crowded (مزدحم بالناس). Clean (نظيف) / Dirty (متسخ).

4. ووصف المشاعر والأحداث (Describing Feelings/Events)

Exciting (مثير) / Boring (ممل). Amazing (مذهل) / Wonderful (رائع). Funny (مضحك).

Scary (مخيف).

ملاحظات هامة:

في اللغة الإنجليزية، تأتي الصفة قبل الاسم.

نقول A red car (سيارة حمراء)، ولا نقول Car red.

الصفة لا تجمع أبداً.

نقول Happy kids (أطفال سعيدون)، ولا نضيف "s" للصفة.



Exercise on Grammar

① - Choose the correct answer from a, b, c or d.

1 The children sang songs.

- (A) - happiest (B) - happy (C) - happiness (D) - sadness

2 The man is very..... to animals.

- (A) - kind (B) - kindness (C) - kindly (D) - kinds

3 The turtles are very.....

- (A) - fast (B) - big (C) - slow (D) - black

4 The party was.....

- (A) - wonder (B) - wonders (C) - wander (D) - wonderful

5 The town is small, but.....

- (A) - peace (B) - peaceful (C) - peacefully (D) - friend

② - Read and write the correct form of the word(s) between brackets:

1. My cousins are very (friend) at family gatherings.

2. We watched a..... (wonder) show at school.

3. The birthday cake looked so..... (color).

4. The fun day was very (excite).

5. The park was (crowd) with people enjoying the games.

6. The story we read was (interest) and funny.

7. Everyone felt (tire) after the long day.

8. My teacher is kind and..... (help).

9. The gathering was (bore), and a lot of people left.

10. My sister wore a..... (beauty) dress to the party.

11. The garden looks (color) in spring.

12. The mountain view was really..... (peace).

13. The children were very (happiness) on their trip.

14. I wore my new (shine) shoes to the party.



Exercise on lesson 2

- 1 - Choose the correct answer from a, b, c or d.
- 1 We had a big for my sister's birthday.
- (A) - homework (B) - celebration (C) - game (D) - book
- 2 Everyone started to..... after the song.
- (A) - clap (B) - cook (C) - write (D) - black
- 3 During Eid, families often wear special for the holiday.
- (A) - places (B) - food (C) - clothes (D) - parties
- 4 We always take to remember happy moments at birthday parties.
- (A) - photos (B) - tables (C) - classes (D) - rackets
- 5 The children ran and played happily in the.....
- (A) - classroom (B) - library (C) - playground (D) - museum
- 6 The children were excited when the started.
- (A) - clouds (B) - books (C) - chairs (D) - fireworks
- 7 We after our friend won the race.
- (A) - drew (B) - slept (C) - cheered (D) - drank
- 8 At the festival, many colorful..... flew in the sky.
- (A) - shoes (B) - chairs (C) - balloons (D) - sandwiches

1 - Read the sentences and complete with the words in the box.

bright clapped clothes unforgettable - remember

During the school party, the sky was filled with fireworks that lit up the playground. Everyone smiled and (1)..... It was an(2)..... celebration and I will always (3)..... the fun we had, singing, playing games, enjoying the (4)....., and colorful lights.

7 - Write a paragraph of about Four sentences using the words below:

cake fireworks take photos

" A fun celebration "

.....

.....

.....

.....

.....

Lessons 3

Birthday Celebration.

Important Vocabulary:



hang shiny ribbons
يلتق شرائط لامعة



Candles
شموع



decorate
يزين



guests
ضيوف



wrapped the giveaways
يغلف الهدايا التذكارية

Extra Vocabulary:

Word	Meaning	Word	Meaning	Word	Meaning
cheerful	مبهج	birthday	عيد ميلاد	joy	مرح / بهجة
happiness	سعادة	laughter	ضحك	wish	أمنية / رغبة
friendship	صداقة	living room	غرفة المعيشة	tasty	لذيذ / حلو المذاق
gifts	هدايا	receive	يستقبل	arrive	يصل

Conjugation of Verbs:

Verb	meaning	past	Past participle
buy	يشترى	bought	bought
put	يضع	put	put
blow out	ينفخ / يطفئ	blew out	blown out

Expressions & Phrases:

Expression	meaning	Expression	meaning
shiny ribbons	أشرطة لامعة	full of joy	ممتلئ بالفرح

Unforgettable Celebration

Last Friday, Zein celebrated his birthday at home. In the morning, he woke up excited and started getting prepared for the big day. With his sister's help, he cleaned the living room and decorated it with colorful balloons. His father helped him hang the balloons. They hung shiny ribbons and bright lights to make the house cheerful. Zein's mother baked a delicious cake, and he put candles on the top. In the afternoon, Zein wrapped the giveaways he had bought for his friends because he wanted to share his happiness. When the guests arrived, everyone wore a party hat and



joined the fun. They sang songs, played games, and enjoyed **tasty** food. At the end, **Zein** blew out the **candles**, made a wish, and **received** gifts from his friends. It was a wonderful birthday celebration **full of joy** and laughter.

1. متى نستخدم الجمع؟ (When to use Plural?)

نستخدم صيغة الجمع عندما نتحدث عن أكثر من شخص، حيوان، أو شيء واحد. القاعدة العامة هي إضافة حرف (s) في نهاية الاسم المفرد.
Friend (صديق) **Friends** (أصدقاء) **Cat** (قطعة) **Cats** (قطط) **Book** (كتاب) **Books** (كتب)

2. نطق حرف الـ S في نهاية الكلمة (Pronunciation of Final -s)

رغم أننا نكتب حرف (s)، إلا أن صوته يتغير بناءً على الحرف الذي يسبقه. ينقسم النطق إلى ثلاث حالات:
 الحالة الأولى: صوت (/s/ مثل السين)

نسمع هذا الصوت إذا كانت الكلمة تنتهي بحروف "مهموسة" (Voiceless) مثل (p, t, k, f):

Guests (ضيوف) **Books** (كتب) **Cats** (قطط)

الحالة الثانية: صوت (/z/ مثل الزاي)

نسمع هذا الصوت إذا كانت الكلمة تنتهي بحروف "مجهورة" (Voiced) مثل (b, d, g, l, m, n, r, v):

Ribbons (أشرطة) **Candles** (شموع) **Friends** (أصدقاء)

الحالة الثالثة: صوت (/ɪz/ ايز)

نسمع هذا الصوت (كأننا أضفنا مقطعاً إضافياً) إذا كانت الكلمة تنتهي بأصوات "هسيسية" مثل (s, x, ch, sh, z):

Houses (منازل) **Boxes** (صناديق) **Buses** (حافلات)

جدول ملخص (Summary Table)

الصوت (Sound)	مثال (Example)	ملاحظة
/s/	Guests - Books - Cats	ينطق "س" واضحة
/z/	Ribbons - Candles - Friends	ينطق "ز" خفيفة
/ɪz/	Boxes - Houses - Buses	ينطق كأن هناك كسرة قبل الـ "ز"

قاعدة المفرد والجمع مع الفعل (Present Simple)

تعتمد إضافة حرف (s) للفعل على نوع الفاعل (الاسم الذي يسبق الفعل).

1. الفاعل المفرد (Singular Subject)

إذا كان الفاعل شخصاً واحداً أو شيئاً واحداً) مثل He, She, It, أو أي اسم مفرد، يجب أن نضيف حرف "s" للفعل.

• القاعدة: فاعل مفرد + فعل (+ s)

The girl **hides** under the table.

2. الفاعل الجمع (Plural Subject)

إذا كان الفاعل أكثر من واحد) مثل They, We, You, أو أي اسم جمع، لا نضيف أي شيء للفعل (يبقى في صورته الأصلية).

• القاعدة: فاعل جمع + فعل (بدون s)

The boys **kick** the ball.



Exercise on Vocabulary

1- Read the sentences and complete with the words in the box.

hang - celebration - candles - guests - delicious

Last Friday, Hussein prepared his house for his birthday party. He invited all his friends to join the (1)..... His mother baked a (2) cake, and everyone enjoyed eating it. Hussein helped his father (3)..... colorful balloons and decorations around the room. When the (4)..... arrived, they were happy to see the cheerful decorations and joined the fun.

2- Choose the correct answer from a, b, c or d.

1. Last Friday, Ahmed his birthday with his family.

- (A) - celebrated (B) - ate (C) - helped (D) - wrapped

2. We put on the top of the cake before singing "Happy Birthday"

- (A) - party hat (B) - ribbons (C) - candles (D) - cheerful

3. We always the room before a special event.

- (A) - decorate (B) - hang (C) - celebrate (D) - dance

4. Ali wanted to give small..... to everyone who came to his party.

- (A) - guests (B) - windows (C) - ribbons (D) - giveaways

5. She out the candles, and made a wish.

- (A) - grew (B) - blew (C) - drank (D) - sat

6. Everyone clapped, laughed, and felt very..... during the party.

- (A) - cheerful (B) - worried (C) - angry (D) - sad

7. The birthday party was a fun..... with games, songs, and food.

- (A) - giveaways (B) - birthday cake (C) - party hat (D) - celebration

8. His mother used shiny..... to make the living room look nice.

- (A) - candles (B) - ribbons (C) - birthday cake (D) - party hat

3- Punctuate the following:

1. zein celebrated his birthday at home

.....

2. did the guests enjoy the party

.....

Lessons 4 & 5

Labor Day - Think and Create

Important Vocabulary:



brave
شجاع



flags
اعلام



workers
عمال



soldiers
جنود



heroes
ابطال

Extra Vocabulary:

Word	Meaning	Word	Meaning	Word	Meaning
Labor Day	يوم العمال	honor	يكرم	event	حدث
efforts	جهود	appreciate	يقدر	moments	لحظات

Conjugation of Verbs:

Verb	meaning	past	Past participle
make	يصنع	made	made
has / has	يملك - يتناول	had	had
give	يعطي	gave	given

Expressions & Phrases:

Expression	meaning	Expression	meaning
colorful card	كروت ملونة	being thanked	يشكروا
Sinai Liberation Day	عيد تحرير سيناء	Everyone felt proud	الجميع شعر بالفخر

Celebrating Labor Day

By Fady
May 1, 2025

On May 1st, we celebrate **Labor Day**. It is a special day to **honor** workers and all the hard work they do. My family and I joined a small **event** in our neighborhood.

We saw workers **being thanked** for their jobs. I made a **colorful card** to give to my father and teacher. Everyone enjoyed the celebrations and shared happy **moments** together. I had a wonderful time celebrating Labor Day. Everyone should **appreciate workers** and their **efforts** every day!



Sinai Liberation Day

By Amr

April 25, 2025

On April 25th, we **celebrate** Sinai Liberation Day. It is a special day to remember when Sinai was freed. My school **held** a small celebration in the playground. We sang songs and waved **flags**, I learned about the **brave soldiers** who helped free Sinai. Everyone felt proud and happy to celebrate our country. I had a wonderful time celebrating **Sinai Liberation Day**. Everyone should remember and honor the **heroes** of our country!



Exercise on Vocabulary

①- Read the sentences and complete with the words in the box.

Country – flags – celebration – special – heroes

On April 25th, we celebrate Sinai Liberation Day. It is a (1) day to remember when Sinai was freed. My school held a small (2)..... We waved (3)..... and sang songs. in the playground.. I learned about the brave soldiers who helped free Sinai. Everyone should remember and honor the (4)..... of our country..

②- Choose the correct answer from a, b, c or d.

1. We waved..... on Sinai Liberation Day.

- (A) balloons (B) flags (C) ribbons (D) hats

2. Day is a day to thank workers.

- (A) Birthday (B) Eid (C) Christmas (D) Labor

3. We celebrate Labor Day in the month of.....

- (A) March (B) May (C) July (D) December

4. Many workers help build our.....

- (A) country (B) game (C) toy (D) song

5. The students their teachers' efforts.

- (A) cut (B) draw (C) wash (D) appreciate

6. It is a special day to..... workers.

- (A) honor (B) hang (C) color (D) cry

7. Everyone should appreciate workers and their.....

- (A) cards (B) bags (C) efforts (D) candles

8. My school a small celebration in the playground.in?

- (A) held (B) threw (C) smiled (D) waved



Test on Unit 4

①- Listen and write T (True) or F (False):

- 1- A band played a loud song. ()
- 2- The students didn't wear their special clothes. ()
- 3- There were colorful balloons hanging from the fences. ()
- 4- The school playground looked ugly. ()

②- Choose the correct answer from a, b, c or d.

1. We exchanged gifts and with friends and family all day.
 (A)- socialized (B)- cried (C)- studied (D)- washed
2. My uncle can music very well on his oud.
 (A)- draw (B)- perform (C)- cook (D)- write
3. On his birthday, Adam gave his friends beautiful to take home.
 (A)- guests (B)- giveaways (C)- fences (D)- lights
4. The lion is a very animal.
 (A)- strong (B)- softly (C)- strength (D)- stronger
5. The beach was.....
 (A)- beautifully (B)- beauty (C)- beautiful (D)- beautify
6. We hung the..... ribbons on the wall.
 (A)- dark (B)- cold (C)- salty (D)- shiny

③- Read and complete the text with the words in the box:

grilled - sang - hide-and-seek - gifts - special

Last weekend, my family had a fun party at home. We played (1)..... in the garden and laughed a lot. Then we ate (2)..... food together. My mother cooked (3)..... chicken. After lunch, we (4)..... songs

④- Read the text and answer the questions:

Last Friday, it was Sara's birthday. She invited all her friends to her house. Her sister helped her decorate the house with balloons and shiny ribbons. Sara wore special clothes and looked very **cheerful**. There was a big cake with candles on it. The children played games, socialized with friends, and took photos. After eating, they sang and clapped. At night, there were beautiful fireworks lit up the sky.

A - Choose the correct answer from a, b, c, or d:

1. They sang and clapped after

- A**- eating **B**- playing **C**- clapping **D**- sleeping

2. The underlined word "cheerful" is the opposite of "

- A**- lazy **B**- sad **C**- excited **D**- happy

B - Answer the following questions:

3. What did Sara wear?

.....

4. What did they see at night?

.....

5- Summarize the text in one sentence.

.....

5 - Read and write the correct form of the word(s) between brackets:

1. She wears a (beauty) dress.

2. We felt [excite) when we won the first prize.

3. The film was..... [wonder], we enjoyed it.

4. The city is very..... [crowd). I can't walk easily.

6 - Punctuate the following:

1. how did the family celebrate

.....

2. we learned about the brave soldiers

.....

7 -Write a paragraph of about Four sentences using the words below:

celebrate

cake

giveaway

" My birthday party "

.....

.....

.....

.....

.....

.....

.....

.....

Unit 5 – Exploring Wonders in Egypt.

Lessons 1

Land of History and Heritage.

Important Vocabulary:



water springs
ينبوع ماء



Journey
رحلة طويلة



Bedouins
بدوي



traditional life
حياة تقليدية



Tents
خيام

Extra Vocabulary:

Word	Meaning	Word	Meaning	Word	Meaning
History	تاريخ	quiet	هادئ	local	محلي
Heritage	تراث	South Sinai	جنوب سيناء	during	اثناء خلال
palm trees	نخيل	near	بالقرب من	important	مهم

Conjugation of Verbs:

Verb	meaning	past	Past participle
drink	يشرب	drank	drunk
come	يأتي	came	come
see	يري	saw	seen

Expressions & Phrases:

Expression	meaning	Expression	meaning
natural wonder	عجائب طبيعية	historical site	موقع تاريخي

Oyoun Mousa

Oyoun Mousa, also called Moses Springs, is a beautiful place in South Sinai, Egypt. It has fresh water springs and tall palm trees. Long ago, Moses and the people drank water from these springs during their journey through the desert. Today, many visitors come to enjoy the clean water and the quiet desert around it.



You can take photos, walk near the springs, and learn about the interesting history of the place.

Some visitors also meet local **bedouins**, see their **tents**, and learn about their **traditional life**. Oyoun Mousa is not only a **natural wonder** but also an important **historical site** for everyone.



Exercise on Lesson 1

① - Read the sentences and complete with the words in the box.

drank - sad - South - journey - springs

Oyoun Mousa, also called Moses Springs, is a beautiful place inSinai, Egypt. It has fresh waterand tall palm trees. Long ago, Moses and the people water from these springs during their through the desert.

② - Choose the correct answer from a, b, c or d.

1. A..... is a natural source of fresh water in the desert.

- (A) - mountain (B) - tap (C) - water spring (D) - sea

2. The people who live in the desert are called.....

- (A) - villagers (B) - bedouins (C) - farmers (D) - tourists

3. My house is made of.....

- (A) - springs (B) - sand (C) - bricks (D) - land

4. Before the..... to Aswan, we packed our bags and bought tickets.

- (A) - culture (B) - journey (C) - springs (D) - tent

5. Bedouins live a..... life that has been passed down through generations.

- (A) - traditional (B) - modern (C) - new (D) - technology

6. We sleep in a..... when we go camping.

- (A) - brick (B) - map (C) - spring (D) - tent

7. We should save our resources, such as..... water.

- (A) - general (B) - desert (C) - natural (D) - historical

8 Oyoun Mousa is a/an wonder.

- (A) - unnatural (B) - natural (C) - dangerous (D) - bad

9 Some visitors meet local in Oyoun Mousa.

- (A) - vets (B) - teachers (C) - doctors (D) - bedouins

Lessons 2

Adventures in South Sinai.

Important Vocabulary:



snorkeling
الغطس



scuba diving
الغوص



hiking
التنزه



corals
شعب مرجانية



horseback riding
ركوب الخيل

Extra Vocabulary:

Word	Meaning	Word	Meaning	Word	Meaning
vacation	اجازة	starfish	نجمة البحر	mountains	جبال
wonderful	رائع	touch	يلمس	beach	شاطئ
definitely	بالتأكيد	holiday	اجازة	should	يجب ان

Conjugation of Verbs:

Verb	meaning	past	Past participle
go		يذهب went	gone
spend		يقضي spent	spent
see		يرى saw	seen

Expressions & Phrases:

Expression	meaning	Expression	meaning
That sounds fun!	هذا يبدو جيداً	You're right!	انت علي حق

A Wonderful Vacation in Dahab

Karima: Hi Salma! How was your mid-year vacation?

Salma: It was wonderful! I spent my holiday in Dahab with my family.

Karima: Wow! What did you do there?

Salma: We went scuba diving and saw many starfish. You should really try it one day!

Karima: That sounds fun! Did you go snorkeling too?

Salma: Yes, and I saw corals. You shouldn't touch them. Because they are living sea animals.



Karima: You're right! What else did you do?

Salma: We went **hiking** in the **mountains** and **horseback riding** by the beach.

Karima: That sounds amazing! I should visit **Dahab** next vacation!

Salma: You **definitely** should!



Exercise on Vocabulary

①-Read the sentences and complete with the words in the box.

snorkeling - adventure - corals - river - colorful

Dahab is a beautiful town by the Red Sea. Many people visit it to see (1)..... sea animals. They enjoy(2)..... in the sea to see the fish and (3)..... under the clear blue water. It is a great place for fun and (4).....

②- Choose the correct answer from a, b, c or d.

1. Camping is my favorite..... in summer.

- (A)- job (B)- activity (C)- crab (D)- coral

2. We went and saw many starfish in the Red Sea.

- (A)- horseback riding (B)- hiking (C)- running (D)- scuba diving

3. are living sea animals.

- (A)- Sounds (B)- Corals (C)- Bears (D)- Horses

4. We went..... in the mountains.

- (A)- diving (B)- swimming (C)- hiking (D)- scuba diving

5. Salma spent her mid-year..... in Dahab.

- (A)- generation (B)- vacation (C)- culture (D)- beach

6. Don't this pot, it's very hot.

- (A)- say (B)- touch (C)- talk (D)- bake

7. I climbed up the.....

- (A)- rocky (B)- fresh (C)- healthy (D)- mountain

8. A. is a sea animal shaped like a star.

- (A)- dolphin (B)- spider (C)- turtle (D)- starfish

9. You should..... scuba diving one day.

- (A)- touch (B)- try (C)- sail (D)- help

قاعدة Should و Shouldn't

نستخدم **Should** للنصيحة بفعل شيء جيد، و **Shouldn't** للنصيحة بتجنب شيء غير جيد. لاحظ أن الفعل الذي يأتي بعدهما يكون دائماً في المصدر (بدون "s" أو "ed" أو "ing").

1. الإثبات (Affirmative).
تستخدم لتقديم نصيحة إيجابية.

فعل (مصدر) + **should** + فاعل

You **should try** scuba diving. (يجب أن تجرب الغوص).

You **should wear** sunscreen and a hat. (يجب أن ترتدي واقياً من الشمس وقبعة).

2. النفي (Negative).

تستخدم للتحذير من فعل شيء ما أو تقديم نصيحة سلبية.

فعل (مصدر) + **shouldn't** + فاعل

You **shouldn't go** snorkeling now because the sea is rough.

You **shouldn't touch** the starfish.

3. السؤال (Question).

تستخدم لطلب النصيحة أو الرأي.

فاعل + فعل (مصدر)؟ + **Should**

Should we go hiking in the mountains?

Yes, we **should**. / No, we **shouldn't**.

Should I take pictures of the corals?

Yes, you **should**. / No, you **shouldn't**.

ملاحظة ذهبية:

كلمة **Should** و **Shouldn't** لا تتغير بتغير الفاعل، فهي ثابتة مع (I, He, She, It, They, We, You).



Exercise on Grammar

① - Choose the correct answer from a, b, c or d.

1. You should.....healthy food and exercise.

(A) - ate

(B) - eat

(C) - eating

(D) - eats

2. Youwear sunscreen and a hat. The sun is very strong.

(A) - aren't

(B) - don't

(C) - shouldn't

(D) - should

3. You shouldn'tthe starfish.

(A) - touching

(B) - touches

(C) - touch

(D) - to touch

4. You shouldhorseback riding.

(A) - try

(B) - tried

(C) - tries

(D) - trying

5. Should I.....pictures of the corals?

(A) - taking

(B) - take

(C) - takes

(D) - to take

6. You should..... hard for the exam.

- (A) - studies (B) - studied (C) - studying (D) - study

7. You.....go snorkeling now because the waves are high.

- (A) - can (B) - will (C) - shouldn't (D) - should

8. We..... protect our environment and keep it clean.

- (A) - can (B) - will (C) - shouldn't (D) - should

9.visit Dahab in summer?

- (A) - Should (B) - I should (C) - Should I (D) - You shouldn't

10. You should..... to your parents' advice.

- (A) - listening (B) - listen (C) - listens (D) - listened

2 - Read and write the correct form of the word(s) between brackets:

1. Kids shouldn't [drank] coffee or tea.

2. You..... [should] eat too many sweets.

3. You should..... [wears] comfortable shoes for running.

4. Should we [helps] our neighbors?

5. You shouldn't..... [threw] litter on the ground.

6. You..... [shouldn't] thank your friend for the gift.

7. Should I come at 7? - Yes, you..... [shouldn't].

8. I should..... [met] my friends at the club at 4.

9. You [should] wear a jacket, it's hot today.

10. Should we..... [reads] before bedtime?

3 - Write a paragraph of about Four sentences using the words below:

Scuba diving

horseback riding

hiking

" A Wonderful Vacation in Dahab "

.....

.....

.....

.....

.....

.....

.....

.....

Lessons 3

A Day Between Two Ports.

Important Vocabulary:



Corniche
كورنيش



Suez Canal
قناة السويس



seagulls
النورس



ferry
عبارة



seafood
طعام بحري

Extra Vocabulary:

Word	Meaning	Word	Meaning	Word	Meaning
Port Said	بورسعيد	breeze	نسليم	trip	رحلة قصيرة
Port Fouad	بورفؤاد	joyful	مرح - بهجة	shore	شاطئ
Between	بين	exciting	مثير	memorable	لاينسي

Conjugation of Verbs:

Verb	meaning	past	Past participle
fly	يطير	flew	flown
take	يأخذ	took	taken
eat	يأكل	ate	eaten

Expressions & Phrases:

Expression	meaning	Expression	meaning
above them	فوقهم	beautiful sea view	منظر البحر الجميل

A Fun Day in Port Said and Port Fouad

Last weekend, my family and I started our **trip** to **Port Said** early in the morning. When we arrived, we walked along the **Corniche** and watched **ships** sailing near the point where the **Suez Canal** begins. The boys were laughing and taking pictures while **seagulls** flew above them, making cheerful **noise**.



After that, we took the **ferry** across the canal to **Port Fouad**. The ride was short but very **exciting**. In Port Fouad, we enjoyed the quiet streets, the cool **breeze**, and the beautiful sea view. Before going home, we ate tasty **seafood** by the **shore**. It was a **joyful** and **memorable** trip.

Pronunciation

(How to use "oi" and "oy")

كلا المقطعين يُنطقان مثل صوت كلمة "Boy"، والسر في اختيارهما يعتمد على موقع الصوت في الكلمة:


1. المقطع (oi) يُستخدم عادةً في وسط الكلمة.. (Middle)



Coin
عملة معدنية



Boil
يغلي



Point
يشير



Noise
ضجيج



oil
زيت

لا يُنطق حرف "w" إذا جاء في بداية الكلمة وتبعه حرف "r" في هذه الحالة، نبدأ نطق الكلمة من حرف الـ "r" مباشرة.

2. المقطع (oy) يُستخدم عادةً في نهاية الكلمة... (End)



Boy
ولد



Toy
لعبة



Joy
بهجة



Enjoy
يستمتع



Destroy
يدمر

ملخص سريع للتمييز بينهما: إذا سمعت الصوت في منتصف الكلمة، فكر في كتابة oi. أما إذا سمعته في آخر الكلمة، فغالباً ما يكون oy.



Exercise on lesson 3

①-Read the sentences and complete with the words in the box.

started – breeze – walked – memorable – seafood

The beach is always a great place to visit. Last weekend, we had a (1)..... trip there. We (2)..... along the Corniche. We felt the cool (3)..... on our faces. For lunch, we ate delicious(4.).....at a small restaurant by the shore.

2 - Choose the correct answer from a, b, c or d.

1 We like walking along the to enjoy the beautiful view.

- A- school
- B- mall
- C- cinema
- D- Corniche

2 The children watched boats..... across the water.

- A- climbing
- B- jumping
- C- swimming
- D- sailing

3 A lot of ships pass through the..... every day.

- A- bridge
- B- Sinai Mountain
- C- desert
- D- Suez Canal

4 We saw many..... flying over the sea.

- A- lions
- B- starfish
- C- coral
- D- seagulls

5 We crossed from Port Said to Port Fouad by.....

- A- train
- B- bus
- C- car
- D- ferry

6 I liked the..... across the canal.

- A- wall
- B- chair
- C- school
- D- ride

7. The ferry.....across the river.

- A- flew
- B- spoke
- C- sailed
- D- walked

8. We watched the.....catching fish and flying away.

- A- seagulls
- B- fishermen
- C- pictures
- D- beaches

9. Fish and crab are my favorite.....

- A- seaport
- B- seagull
- C- sea view
- D- seafood

10. You should.....the weather before going fishing.

- A- checked
- B- checks
- C- check
- D- checking

11. You..... throw litter into the sea.

- A- should
- B- shouldn't
- C- can
- D- are

12. Should I touch sea animals? - No, you

- A- didn't
- B- aren't
- C- can't
- D- shouldn't

7 -Write a paragraph of about Four sentences using the words below:

trip

taking photos

ferry

" Port Said "

.....

.....

.....

.....

.....

Lessons 5 & 6

Discover The Magic of Egypt - Think and Create

Important Vocabulary:



postcard
بطاقة بريدية



Blue Hole
الثقب الازرق



pool
حمام سباحة



starfish
نجمة البحر



mountains
جبال

Extra Vocabulary:

Word	Meaning	Word	Meaning	Word	Meaning
perfect	مثالي	colorful	ملون	peaceful	هادئ
wonderful	رائع	moment	لحظة	adventure	مغامرة
spotted	لاحظ	Wish	يأمل - يتمنى	place	مكان

Conjugation of Verbs:

Verb	meaning	past	Past participle
make	يصنع	made	made
see	يرى	saw	seen

Expressions & Phrases:

Expression	meaning	Expression	meaning
full of	ممتلئ بـ	look amazing	يبدو مذهلاً

Hello from Dahab!

I had a wonderful time at the Blue Hole. The water is very clear and perfect for snorkeling. I saw many colorful fish and beautiful corals. The mountains around the pools make the place look amazing. I even spotted a big starfish! You should visit the "Blue Hole" because it is fun, peaceful, and full of adventure.

I enjoyed every moment here! Wish you were here!

Your friend,

Hany





Exercise on lessons 4 & 5

1- Read the sentences and complete with the words in the box.

fish - mountains - amazing - water - spotted

I'm Hany, I had a wonderful time at the Blue Hole. The [1]..... is very clear and perfect for snorkeling. I saw many colorful [2] and beautiful corals. The [3]..... around the pools make the place look amazing. I even [4]..... a big starfish! You should visit the "Blue Hole" because it is fun, peaceful, and full of adventure.

2- Choose the correct answer from a, b, c or d.

1. We climbed the in Sinai.

- (A) hole (B) port (C) sea (D) mountain

2. The Blue Hole is a place and full of adventure.

- (A) peaceful (B) boring (C) short (D) noisy

3. He a strange bird on his farm.

- (A) heard (B) spotted (C) visited (D) came

4. You..... say thank you when someone helps you.

- (A) don't (B) can't (C) should (D) shouldn't

5. You should..... the new museum.

- (A) visits (B) visiting (C) visited (D) visit

6. We play outside at night.

- (A) doesn't (B) aren't (C) shouldn't (D) wasn't

3- Punctuate the following:

1. seagulls flew high above the corniche.

.....

2. delicious seafood was served by the shore

.....

3. did we take a ferry ride

.....



Test on Unit 5

1- Listen and write T (True) or F (False):

- 1- We went on a trip last month. ()
- 2- We walked along the Corniche. ()
- 3- We went to Alexandria. ()
- 4- ships sailing near the point where the Suez Canal begins.. ()

2- Choose the correct answer from a, b, c or d.

1. Visitors can meet local bedouins and learn about their.....

- (A) water (B) life (C) breeze (D) beach

2. It was a hot day, but we felt a cool..... by the beach.

- (A) corals (B) breeze (C) heat (D) sunlight

3. We took a across the canal to reach the other side.

- (A) photo (B) tent (C) brick (D) ferry

4. You..... talk in the library.

- (A) are (B) can (C) shouldn't (D) doesn't

5. You should..... a hat on a sunny day.

- (A) wears (B) wear (C) to wear (D) wearing

6. We shouldn't trash on the playground.

- (A) drop (B) dropped (C) drops (D) dropping

3- Read and complete the text with the words in the box:

Port Said - sailing - pictures - exciting - arrived

My name is Yara. Last Friday, I started an (1)..... trip. I went to (2)..... with my family. We saw ships (3)..... near the point where the Suez Canal begins. The boys were laughing and taking (4)..... while seagulls flew above.

4- Read the text and answer the questions:

Omar went to the park on a sunny morning. The sky was clear, and the wind blew lightly. He saw children riding bikes and flying kites. Some people were having a picnic on the grass or walking their dogs. Omar enjoyed playing football with his friends and watching the ducks in the pond. He also painted a picture under a tree.

The park was full of fun and excitement. Omar felt happy and relaxed, and he wanted to come back again soon.

A - Choose the correct answer from a, b, c, or d:

1. The wind blew lightly. This means the wind wasn't.....

- A** - sleepy
- B** - strong
- C** - easy
- D** - light

2. Children were..... in the park.

- A** - riding bikes
- B** - sleeping
- C** - cooking
- D** - studying

B - Answer the following questions:

3 What did Omar enjoy doing with his friends?

.....

4 How did Omar feel at the park?

.....

5- Summarize the text in one sentence.

.....

5 - Read and write the correct form of the word(s) between brackets:

1. We should (ate) fruits and vegetables.

2. A: Should I take my bag to school? B: Yes, you..... (shouldn't).

3. Should Sara..... (wears) a hat on a sunny day?

4. Should students..... (did) their homework every evening?

6 - Punctuate the following:

1. My family and i started our trip to port Said.

.....

2. should i study english now?

.....

7 -Write a paragraph of about Four sentences using the words below:

wonderful

hiking

horseback riding

" Fun outdoor activities "

.....

.....

.....

.....

.....

.....

Unit 6 – The Lost Kite.



Important Vocabulary:



dates
بلح



field
حقل



drifted
انجرف



unrolled the string
تم فك الخيط



bridge
كوبري



mud-brick building
مبني بالطوب اللبن



kite
طائرة ورقية



soaring
التحليق عاليا



Omar
عمر



Sami
سامي



Omar lived in a quiet village by a wide river. The village was small, but it was full of life. Children played in the dusty streets, women carried baskets to the market, and tall palm trees swayed gently in the breeze. Omar loved his home, especially the open field near the edge of the village.

One bright and sunny afternoon, Omar's best friend Sami ran to meet him.

Sami

carried a new red kite, and Omar held a basket of sweet dates that his father had picked that morning. "We can eat these when we get tired," Omar said with a smile.

Sami laughed, "First, let's see how high my kite can fly!"

كان عمر يعيش في قرية هادئة على ضفاف نهر واسع. كانت القرية صغيرة، لكنها تنبض بالحياة. يلعب الأطفال في شوارعها الترابية، وتحمل النساء سلالهن إلى السوق، وتتمايل أشجار النخيل الطويلة برفق مع النسيم. أحب عمر منزله، وخاصة الحقل المفتوح قرب أطراف القرية. في ظهيرة يوم مشمس مشرق، ركض سامي، صديق عمر المقرب، للقائه. كان سامي يحمل طائرة ورقية حمراء جديدة، بينما كان عمر يحمل سلة من التمر الحلو الذي قطفه والده في ذلك الصباح. قال عمر مبتسماً: "يمكننا أن نأكل هذا عندما نتعب." ضحك سامي قائلاً: "أولاً، دعنا نرى إلى أي مدى يمكن أن تحلق طائرتي الورقية!"



When they reached the **field**, the boys noticed other kids playing nearby. Some were chasing a ball, others were **climbing** trees, but everyone stopped to watch Sami's bright kite. Sami **carefully unrolled** the string, and the kite began to rise. "Look, Omar!" he shouted. "It's flying higher than the palm trees!" The red kite danced across the blue sky, moving down with the wind. The children clapped and cheered. Sami felt **proud**—his kite was the most beautiful thing he had ever owned. But then, **without warning**, a strong wind rushed across the field. Sami tried to hold the string tightly, but it **slipped** through his fingers. "No! Come back!" he cried. The kite flew higher and higher until it **drifted** across the river.

عندما وصلوا إلى **الحقل**، لاحظ الأولاد أطفالاً آخرين يلعبون في مكان قريب. بعضهم كان يطارِد كرة، وآخرون يتسلقون الأشجار، لكن الجميع توقفوا لمشاهدة طائرة سامي الورقية الزاهية. قام سامي **بفك** الخيط بحرص، وبدأت الطائرة الورقية في الارتفاع. "انظر يا عمر!" صاح. "إنها تحلق أعلى من أشجار النخيل!" رقصت الطائرة الورقية الحمراء عبر السماء الزرقاء، وهي تهبط مع الريح. صفق الأطفال و هتفوا. شعر سامي **بالفخر** - كانت طائرته الورقية أجمل شيء امتلكه على الإطلاق. ولكن فجأة، وبدون سابق إنذار، هبت ريح قوية عبر الحقل. حاول سامي أن يمسك الخيط بإحكام، لكنه **انزلق** من بين أصابعه. "لا! عد!" صرخ. حلفت الطائرة الورقية أعلى فأعلى حتى **انجرفت** عبر النهر.



The kite finally landed on the roof of an old **mud-brick building** across the river. Sami's heart sank. "Oh no," he **whispered**, tears forming in his eyes. "I'll never get it back."

Omar put a hand on his friend's shoulder. "Don't **give up**, Sami. Let's try. Maybe someone in that house can help us."

The two boys walked along the **dusty** road, crossed the small wooden **bridge** over the river, and stopped in front of the old house. Its walls were faded, and vines climbed around the windows. Sami felt nervous, but Omar knocked gently on the **wooden door**.

هبطت الطائرة الورقية أخيراً على سطح مبنى قديم من الطوب اللبن على الضفة الأخرى من النهر. انقبض قلب سامي. همس والدموع تترقرق في عينيه: "يا إلهي، لن أستعيدها أبداً." وضع عمر يده على كتف صديقه. "لا تستسلم يا سامي. لنحاول. ربما يستطيع أحد في ذلك المنزل مساعدتنا."

سار الصبيان على طول الطريق الترابي، وعبروا الجسر الخشبي الصغير فوق النهر، وتوقفوا أمام المنزل القديم. كانت جدرانه باهتة، وتتسلق الكروم النوافذ. لكن عمر طرق برفق على الباب الخشبي.



After a moment, the door **creaked** open. An old man with **kind eyes** and a white **beard** appeared. "Hello!" he greeted warmly. "What brings you here?"

Sami stepped forward shyly. "My kite... it flew away and landed on your roof. Could you help us, please?"

The old man chuckled. "Ah, I saw it! A very fine kite indeed." He fetched a small ladder and slowly climbed up. The boys watched **anxiously** as he reached out and **untangled** the kite from the **tiles**. Finally, he climbed down carefully and placed the kite back into Sami's hands.

"Here you are, young man," he said with a smile. "Take care to hold it **tighter** next time."

بعد لحظة، انفتح الباب ببطء. ظهر رجل عجوز ذو عيون وديعتين ولحية بيضاء. قال مرحباً بحرارة: "مرحباً! ما الذي أتى بكم إلى هنا؟"

تقدم سامي بخجل. "طائرتي الورقية... طارت بعيداً وهبطت على سطح منزلك. هل يمكنك مساعدتنا من فضلك؟" ضحك الرجل العجوز. "آه، رأيتها! طائرة ورقية رائعة حقاً." أحضر سلماً صغيراً وصعد ببطء. راقبه الصبيان بقلق وهو يمد يده ويفك الطائرة الورقية من البلاط. أخيراً، نزل بحذر وأعاد الطائرة الورقية إلى يدي سامي. قال مبتسماً: "تفضل يا بني. احرص على إمساكها بإحكام في المرة القادمة."



Sami **hugged** his kite tightly. "Thank you, sir! You saved my day," he said, his face glowing with joy. Omar added, "We will always remember your kindness." The old man nodded. "Kindness makes the world **brighter**, just like your red kite in the sky."

The boys waved goodbye and ran back to the field. This time, Sami held the string with both hands while Omar stood beside him, ready to help. The kite rose once again, **soaring** high above the village. Sami and Omar laughed as it danced against the blue sky, happy that their **adventure** had a wonderful ending.

عانق سامي طائرته الورقية بشدة. قال ووجهه يفيض فرحاً: "شكراً لك يا سيدي! لقد أنقذت يومي". وأضاف عمر: "لن ننسى لطفك أبداً."

أوماً الرجل العجوز برأسه. "اللطف يجعل العالم أكثر إشراقاً، تمامًا مثل طائرتك الورقية الحمراء في السماء." لَوَّح الصبيان مودعين وركضا عائدين إلى الحقل. هذه المرة، أمسك سامي الخيط بكلتا يديه بينما وقف عمر بجانبه، مستعداً للمساعدة. ارتفعت الطائرة الورقية مرة أخرى، محلقةً عاليًا فوق القرية. ضحك سامي وعمر بينما كانت ترقص في السماء الزرقاء، سعيدين لأن مغامرتهم انتهت نهاية رائعة.

②- Write (T) true or (F) false.

- 1-Omar lived in a village near a river. ()
- 2-The village was empty and very quiet. ()
- 3-Omar liked the open field near the village. ()
- 4-Sami came carrying a new kite. ()
- 5-Omar and Sami planned to eat dates after flying the kite. ()
- 6-The children in the field ignored Sami's kite. ()
- 7-The kite moved beautifully in the blue sky. ()
- 8-A strong wind suddenly blew across the field. ()
- 9-Sami held the string tightly and never lost it. ()
- 10-The kite crossed the river. ()
- 11-The kite landed on a modern building. ()
- 12-Sami felt sad when he lost his kite. ()
- 13-Omar laughed at Sami when the kite flew away. ()
- 14-Omar encouraged Sami not to give up. ()
- 15-The boys crossed the river using a small bridge. ()
- 16-The old house had faded walls and vines. ()
- 17-The old man was angry with the boys. ()
- 18-The old man used a ladder to get the kite. ()
- 19-Sami thanked the old man politely. ()
- 20-The boys flew the kite again at the end of the story. ()

②- Choose the correct answer from a, b, c or d.

- 1-Where did Omar live?
 - a) In a big city
 - b) In a quiet village
 - c) Near the sea
 - d) On a mountain
- 2-What did Omar carry with him?
 - a) A kite
 - b) A ball
 - c) A ladder
 - d) A basket of dates
- 3-What color was Sami's kite?
 - a) Blue
 - b) Green
 - c) Red
 - d) Yellow
- 4-What happened to the kite?
 - a) It broke
 - b) It fell into the river
 - c) It flew away with the wind
 - d) It was taken by another boy
- 5-Where did the kite land?
 - a) On a tree
 - b) On an old house roof
 - c) On a bridge
 - d) In the field
- 6-Who helped the boys get the kite back?
 - a) A farmer
 - b) A teacher
 - c) An old man
 - d) Sami's father

Listening Texts



Test on unit 1 :

Last weekend, Ahmed and Omar visited a small village near the city. The weather was sunny. They were excited. They walked beside the river and notice. Omar took photos of houses, trees, and the clear water.

Test on unit 2 :

When we save what Earth gives us, we help the planet stay clean and healthy for everyone.

Test on unit 3 :

Two weeks ago, Kareem and Fatma prepared food packages for the poor people in their neighborhood. Early in the morning, they went to the market with their mother to buy everything they needed. The market was busy, full of sellers calling out and showing their vegetables and fruits.

Test on unit 4 :

The school playground looked beautiful during the celebration. There were colorful balloons hanging from the fences and shiny lights all around the place. A band played a loud song. The students wore their special clothes and smiled happily.

Test on unit 5 :

Last weekend, my family and I started our trip to Port Said early in the morning. When we arrived, we walked along the Corniche and watched ships sailing near the point where the Suez Canal begins.

تطبيق



مذكرات جاهزة للطباعة

لتحميل الملفات التعليمية مجاناً للمعلم والطالب

مذكرات وملازم / مراجعات وملخصات / امتحانات / كتب الوزارة /
أدلة المعلم / دفاتر التحضير / سجلات مدرسية / أوراق تأسيس

امسح الكود بموبايلك علشان تقدر تثبت التطبيق

وتقدر ف أي وقت تحمّل ال نفسك فيه ببلاش

هيغنيك عن البحث والجروبات والقنوات الكثيرة

