


Egyptian Pioneer Language Schools

Primary 1-First term (Our World)



Name:

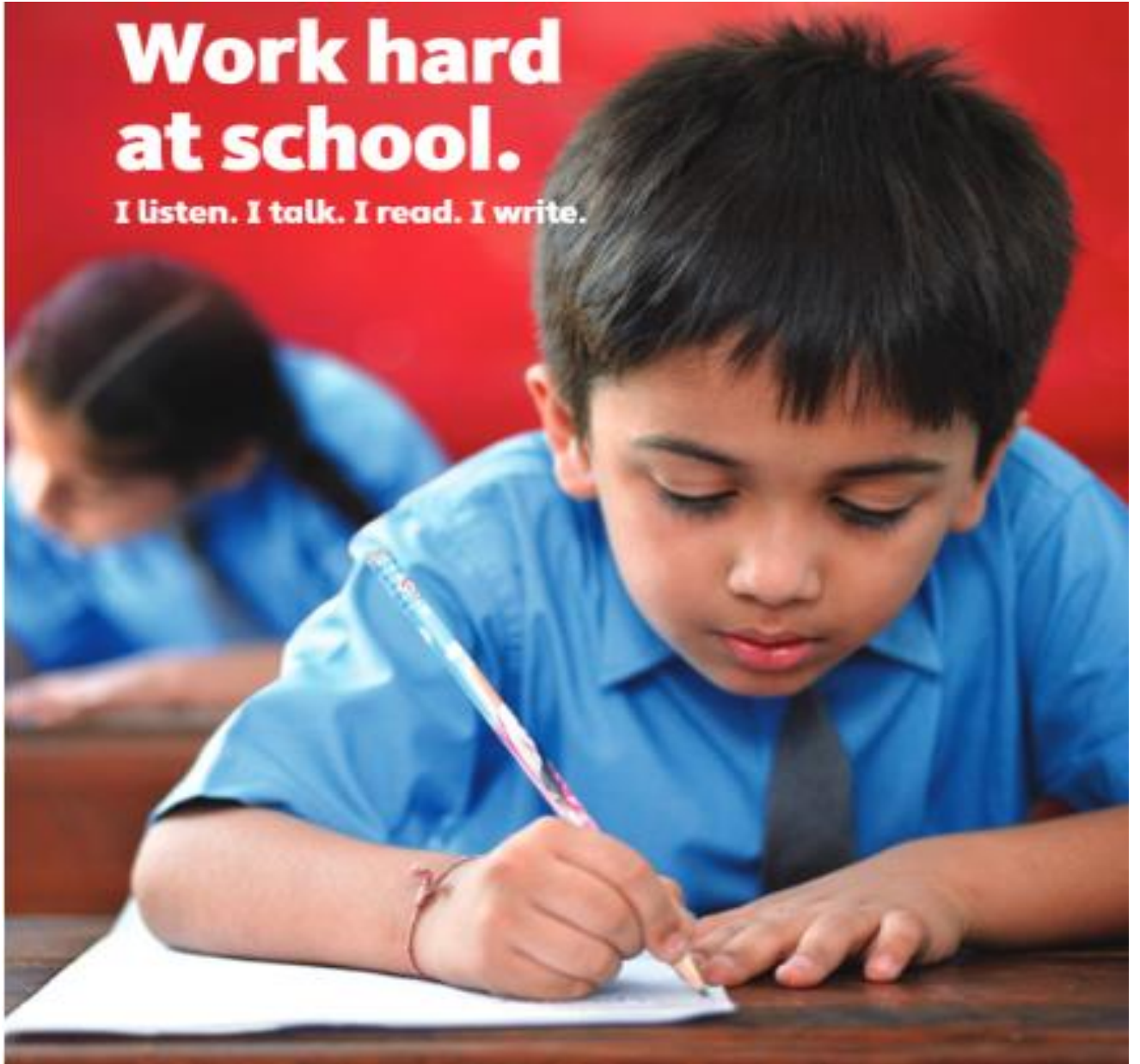
Class:

Under Supervision











Mrs/ Abeer Samy

Unit 1

My school




Vocabulary 1:

Word	Picture	Definition
a board (n.)		- something we write on it in the classroom. E.g.: The teacher writes letters on the board.
a classroom (n.)		- A classroom is a room where we learn. E.g.: We sit in the classroom with our teacher.
a clock (n.)		- A clock tells us the time. E.g.: We look at the clock to know when it's lunch time.
a computer (n.)		- A computer is a machine we use to learn, play and work. E.g.: We use the computer to watch videos and play games.
a crayon (n.)		- something we use to color and draw. E.g.: I use a crayon to color my picture.
a map (n.)		- A map shows us where places are. E.g.: We look at a map to find a country or a city.
paper (n.)		- What we use to write, draw or color on it. E.g.: I draw a house on my paper.
a pen (n.)		- Something we use to write in ink. E.g.: I use a pen to write my name
a pencil (n.)		- Something we use to write and draw. We can erase pencil. E.g.: I use a pencil to write letters and numbers.
a table (n.)		- A table is where we sit to write, draw, or eat. E.g.: I sit at the table to do my work.

1- Read and complete the missing letters:

1- p_n




2- tab_e



3- clo_k



4- m_p



5- boa_d



2- Match the words and the pictures:


1- classroom

2- pencil

3- crayon

4- paper

5- computer



3- Choose the correct answer from a, b, c or d:

1. The teacher writes on the

- a- table b- board c- classroom d- clock

2. I look at the to see the time.

- a- clock b- pen c- crayon d- paper

3. I color with a It has many colors.

- a- board b- map c- clock d- crayon

4. A helps me find different places and roads.

- a- classroom b- paper c- map d- table

5. We can play games on the

- a- crayon b- pencil c- classroom d- computer

6. A is made of wood and we use it for writing.

- a- pencil b- classroom c- computer d- paper

7. I learn with my friends in the

- a- table b- pen c- board d- classroom

8. I put my books on the.....

- a- clock b- map c- table d- pen

9. We use a to write in our notebooks.

- a- computer b- pen c- board d- table

10. I draw on a piece of

- a- board b- classroom c- paper d- map

4- Choose the correct answer to complete the text:

pencil – table – crayon – computer – board

My classroom



In the classroom, my teacher writes on the (1) I and my friends sit at our (2) and we take notes using a (3) In the art session, we color pictures with a bright (4) Then, we use the (5) to research our project online.

5- Choose the correct answer to complete the text:

pen – paper – map – clock – classroom

I go to school every day. I enter my (1) and listen to the teacher. We write with a (2) on a piece of (3) There is a big (4) on the wall to tell the time. We also look at the (5) to learn about places.

6- Rearrange the following sentences:

1- crayon – It – a – is.

.....

2- is – classroom – my – This.

.....

3- got – I – a – pen – have.

.....

4- a – clock – is – It.

.....

5- map – is – This – a.

.....

6- like – school – my – I.

.....

7- on – We – paper – a – draw.

.....

8- write – I – with – pencil – a.

.....

9- on – are – My books – the – table.

.....

10- have – three – I – pencils.

.....

**WELL
DONE!**

Grammar

Yes/No questions with *it's*

Is it a pencil?

Yes, it is.

It's a pencil.

Is it a crayon?


No, it isn't.

It's a pen.

1- Look at the picture and circle the correct answer:

1- Is it a pencil?

a- Yes, it is.



b- No, it isn't.

2- Is it a dog?

a- Yes, it is.



b- No, it isn't.

3- Is it an apple?

a- Yes, it is.



b- No, it isn't.

4- Is it a nest?

a- Yes, it is.



b- No, it isn't.

5- Is it a board?


a- Yes, it is.



b- No, it isn't.

6- Is it a crayon?

a- Yes, it is.



b- No, it isn't.

7- Is it a train?

a- Yes, it is.



b- No, it isn't.

8- Is it a clock?


a- Yes, it is.



b- No, it isn't.

9- Is it an egg?

a- Yes, it is.



b- No, it isn't.

10- Is it a map?

a- Yes, it is.



b- No, it isn't.

2- Write Yes or No:

1- Is it a table?

....., it is.



2- Is it a pencil?

....., it isn't.




3- Is it a computer?

....., it isn't.



4- Is it a pen?

....., it is.



5- Is it an apple?

....., it isn't.



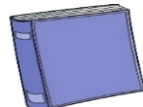
6- Is it a crayon?

....., it is.



7- Is it a book?

....., it is.



8- Is it a chair?

....., it isn't.



3- Answer the following questions:

1- Is it a cap?



2- Is it a pen?



3- Is it a computer?



4- Is it a bird?



5- Is it a board?



6- Is it a crayon?



7- Is it a map?



8- Is it a chair?








9- Is it a pencil?



10- Is it a house?



Vocabulary 2:

Word	Picture	Definition
a book (n.)		- Something we open and read. It has many pages. E.g.: I read a book about animals.
a chair (n.)		- Something we sit on. E.g.: I sit on my chair in the classroom.
a desk (n.)		- A small table where we sit to work or write. E.g.: I sit at my desk to draw and write.
a picture (n.)		- Shows what something looks like. E.g.: I see a picture of trees.
a rubber (n.)		- Used to erase pencil marks. E.g.: I use a rubber to erase my mistakes.

1- Read and complete the missing letters:

1- b_ok



2- ch_ir



3- d_sk



4- p_cture



5- r_bber



2- Match the words and the pictures:

1- rubber

2- book

3- desk

4- picture

5- chair



3- Choose the correct answer from a, b, c or d:

1. There is a nice on the wall.

a- book

b- picture

c- rubber

d- desk

2. I read a every day.

a- desk

b- chair

c- book

d- picture

3. We sit on in the classroom.

a- pictures

b- books

c- chairs

d- rubbers

4. I use a to erase my mistakes.

a- rubber

b- chair

c- picture

d- book

5. My books and crayons are on my

a- picture

b- desk

c- rubber

d- book

6. We read to learn or have fun.

a- books

b- desks

c- chairs

d- pictures

7. I love to read a fairy tale

a- desk b- rubber c- book d- picture

8. I keep my pencil case on my

a- book b- desk c- rubber d- chair

9. My helps me fix my pencil mistakes.

a- rubber b- chair c- picture d- desk

10. My teacher hangs my on the wall.

a- picture b- desk c- chair d- book

4- Choose the correct answer to complete the text:

book – chair – desk – picture – rubber

Every morning, I go to my class and sit on my (1) I keep my pencil case on the (2) I like to read a (3) in the library. There is a colorful (4) on the classroom wall. When I make a mistake, I use my (5) to erase it.

5- Choose the correct answer to complete the text:

desk – chair – picture – book – pencil

Tom is in the classroom. He sits on a (1) next to his friend. On his (2), he has a rubber and (3) He loves to read a (4) about animals. There is a nice(5) of a lion on the wall.

6- Rearrange the following sentences:

1- reading – I – a – am – book.

.....

2- is – desk – The bag – on – the.

.....

3- My sister – a – picture – draws.

.....

4- sit – I – on – chair – my.

.....

5- desk – is – It – a.

.....

6- use – rubber – I – my.

.....

7- brown – is – The chair.

.....

8- me – My mother – a – reads – to – book.

.....

9- clean – is – My desk – very.

.....

10- She – nice – draws – a – picture – cat – of – a.

.....

GRAMMAR 2

What and How many

What is it? It's a table.

What colour is it? It's yellow.

How many pencils? Three.

What colour is it?




◆ What

* We use “**what**” to ask **about a thing** or **to get information**.


● Examples:

* What is this?  “It’s a pencil.”



* What color is the apple?  “Red.”



* What do you like to eat?  “Pizza.”




Think: “What” means “Tell me the name or Kind of thing.”


◆ How many

* We use “**how many**” to ask **about numbers** or **to count things**.

● Examples:

* How many apples are there?  “Three.”

* How many crayons do you see?  “Five.”

* How many books are on the table?  “Two.”



Think: “How many” means “Tell me the number.”

1- Match the question to the answer:

Question


- 1- What is this?
- 2- How many cats do you see?
- 3- What do you hear?
- 4- How many toys are there?
- 5- What color is the banana?

Answer

- I hear a bird.



- It's a pen.



- Three cats.



- Yellow.



- Five toys.



2- Circle the correct answer:

- 1- (What – How many) chairs are in the room?
- 2- (What – How many) is this?
- 3- (What – How many) crayons do you need?
- 4- (What – How many) is your pet's name?
- 5- (What – How many) books do you read?
- 6- (What – How many) do you like to read?
- 7- (What – How many) is your school bag color?
- 8- (What – How many) cookies are in the jar?
- 9- (What – How many) is your favorite food?
- 10- (What – How many) pens do you have?

3- Fill in with: (What or How many)

- 1- is your name? - My name is Ali.
- 2- apples do you see? - Three apples.
- 3- do you like to eat? - Pizza.
- 4- books are on the table? - Six books.
- 5- color is the sun? - Yellow.
- 6- pencils are in the box? - Two pencils.
- 7- fingers do you have? - Ten fingers.
- 8- is your favorite toy? - Blocks.
- 9- birds are in the tree? - Four birds.
- 10- is your favorite color? -Pink.

4- Look at the picture and complete with (What or How many):



- 1- swings are there? - Two.
- 2- color is the girl's shirt? - Orange color.
- 3- boys are standing together? - Two.
- 4- color is the slide? - orange slide.
- 5- children are playing in the park? - Five.
- 6- trees are there? - Three.

Skills

Dialogues:

Dialogue 1: In the classroom



Words to choose from: meet – too – name – Sarah

Adam: Hello! What's your (1)

Sarah: My name is (2)

Adam: Nice to (3) you!

Sarah: Nice to meet you (4)!



Dialogue 2: Meeting a friend



Words to choose from: you – morning – pink – fine

Dana: Good morning!

Mia: Good (1)

Dana: How are (2)

Mia: I am (3)and you?

Dana: I am fine, thank you!

Mia: What 's your favorite color?

Dana: My favorite color is (4)



Reading Comprehension



1- My school and My friend's school

I go to a big school. There are many classrooms. Each classroom has tables, chairs and a whiteboard. There is a big library with many books. We also have an art room. Outside, there is a large playground with swings and slides.

My friend goes to a small school. There are a few classrooms. The school doesn't have a library, but it has a reading corner. There is a small play area with a slide.

Both schools have teachers who help us learn. We read books and play with friends.

1- Choose the correct answer:

1. What kind of school do you go to?
a) a small school b) a big school c) a home school
2. What does your friend's school have?
a) a big playground b) a swimming pool c) a small yard
3. What do both schools have?
a) teachers b) balls c) ice-cream
4. Where do you play in your school?
a) in a hall b) in a big play ground c) in the classroom
5. What do students do at both schools?
a) sleep b) read books c) ride bikes

2- Read the sentence below and write them in the correct box:

Only My school, Only My friend's school, or Both schools

Sentences to sort:

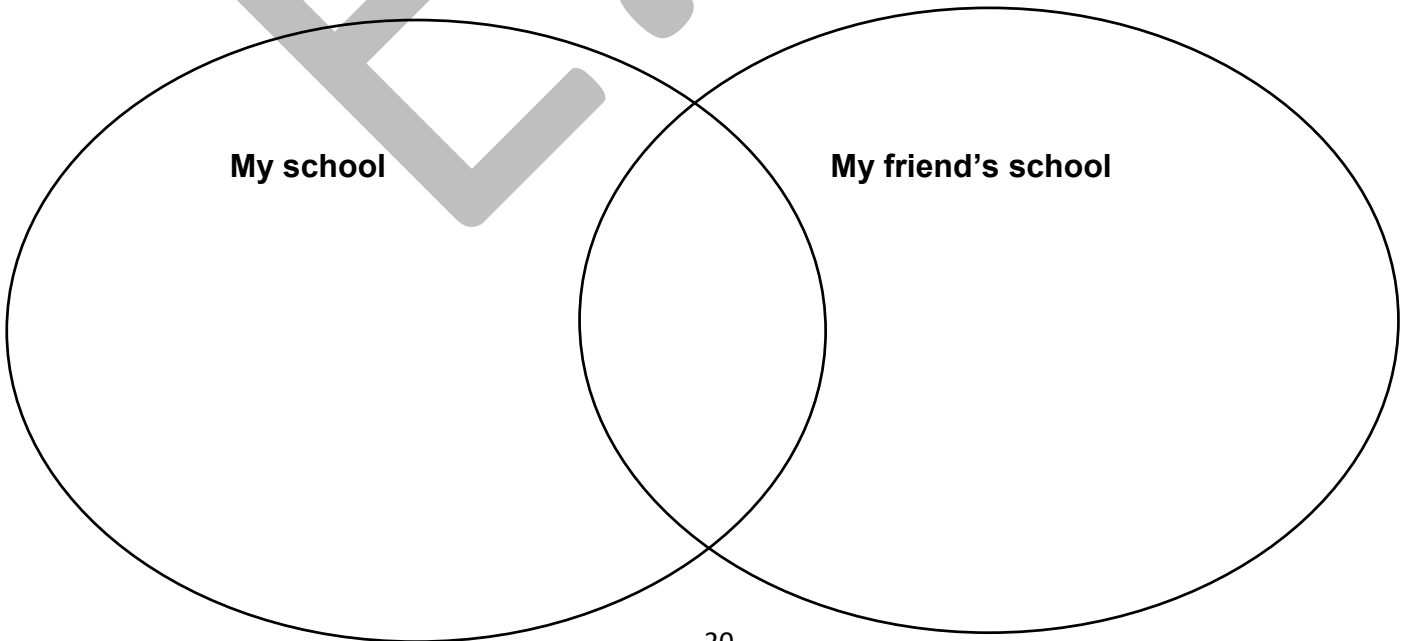
1. Has a big playground
2. Has a small yard
3. We play with friends
4. Many classrooms
5. A few classrooms
6. Teachers help us learn

Charts to fill in:

Only My school	Only My friend's school	Both schools

3- Compare and contrast activity: In each part, draw

- . **Left circle:** Things only in your school
- . **Right circle:** Things only in your friend's school
- . **Middle:** Things both schools share



2- Cats and Dogs

Cats and dogs are both popular pets. They live in homes with people.

Cats are usually quiet. They like to sleep in warm places and climb high things. They clean themselves by licking their fur. Cats use a litter box.



Dogs are more active. They like to go for walks and play outside. Dogs need a bath to stay clean.



Both cats and dogs eat pet food and drink water. They both like to play. Cats and dogs are different, but both can be good friends.

Choose the correct answer: (Compare and Contrast)

1. How are cats and dogs similar?

- a) climb trees b) live in the wild c) eat pet food and drink water

2. What is one thing only cats do?

- a) go for walks b) use a litter box c) bark loudly

3. What is one thing only dogs do?

- a) sleep all day b) climb trees c) go for walks

4. Which animal is usually more active?

- a) cats b) dogs c) fish

5. What does a cat do that a dog usually does not?

- a) go for walks b) climb high places c) bark

Listening 1

Link: [Schools in Britain - A1 English Listening Test - Test-English](#)



Answer the following questions:

- 1- Children arrive at school
 - A. by car.
 - B. by bus.
 - C. by different means of transportation.
- 2- Children
 - A. arrive at school at 9 o'clock.
 - B. are sometimes late for school.
 - C. sometimes play football before school starts.
- 3- In this school boys and girls
 - A. wear the same uniform.
 - B. go to separate classrooms.
 - C. wear similar clothes.
- 4- Students
 - A. keep their bags in lockers.
 - B. keep their books in their school bags or lockers.
 - C. use lockers for books and clothes.
- 5- The principal is
 - A. another name of Headteacher.
 - B. a secretary.
 - C. an important place in the school.
- 6- All the schools in Britain
 - A. study the same subjects.
 - B. have different curriculums for the same subjects.
 - C. have computer rooms.
- 7- The staff room is the place where
 - A. students make new friends.
 - B. teachers work.
 - C. teachers relax.

Listening 2

Snack time

Link: [Snack Time - Randall's ESL Cyber Listening Lab](#)

Listen to the recording and answer the questions:



- 1- What time of day does this conversation take place?
- a) in the afternoon
 - b) in the evening
 - c) in the morning
- 2- The man doesn't give his son something to eat because _____.
- a) they are going to eat soon
 - b) the boy just ate
 - c) there isn't any food
- 3- The boy wants _____ for a snack.
- a) donuts
 - b) potato chips
 - c) candy
- 4- The father offers his son a _____ sandwich.
- a) fish
 - b) vegetable
 - c) ham
- 5- The boy is going to _____ while their father prepares some food.
- a) look at books
 - b) watch TV
 - c) play with toys

Speaking



Speaking Task: Look at the picture and say what is happening in it.

- Are the children happy?
- What are the children doing?
- Do you like play time?
- What is your favorite toy to play with?
- What do you like doing during play time?

Criterion	Score	Comments
Content	____ / 5	
Fluency	____ / 5	
Vocabulary	____ / 5	
Grammar	____ / 5	

Writing

Punctuation



Capital letters, Full stop and Question mark



1. Capital letters (ABC...)

We use capital letters:

- . At the **beginning of a sentence**
- . For **names** (Ali, Sarah)
- . For the word **“I”**

Examples:

- . She is my friend.
- . Ali has a cat.
- . I like apples.

2. Full stop (.)

We use a full stop at the end of a sentence.

Example: This is my book.



3. Question mark (?)

We use a question mark at the end of a question.

Example: What is your name?

1- Add a full stop (.) or a question mark (?) in the box:

1. Ahmed goes to school everyday
2. What time does the class start
3. I am so happy
4. Alex likes to play football
5. The bird is singing in the tree
6. What time is it
7. Mom is cooking dinner tonight
8. I wear a pretty dress
9. I like my hat
10. Do you like fish

2- Re- write these sentences correctly:

1- what is your name

.....

2- she has a dog

.....

3- ali is my friend

.....

4- how many balls are there

.....

5- my name is laila

.....

6- i like my teddy bear

.....

7- what is your favorite color

.....

8- they have a big house

.....

9- where is my bag

.....

10- she has a red pen

.....

- Now write your own sentence for this picture:



.....
.....
.....

All about me

Introduce yourself

1. My name is



2. I am years old.



3. My favorite color is



4. My favorite toy is

5. I like to (draw – run – read – play)

This is me

Criterion	Score	Comments
Content	___ / 5	
Fluency	___ / 5	
Vocabulary	___ / 5	
Grammar	___ / 5	

Critical Thinking

Topic: What do you like to do?

Activity Prompt:


“Think about the things you like to do every day. Why do you like them?”

Questions:

1. What is your favorite thing to do at school?
2. Do you like drawing or reading more?
3. What do you like to play at home?
4. Do you like playing inside or outside?
5. Who do you like to play with?

Writing task:

“Draw and write about your favorite thing to do. Tell why you love it”



“I like to because,”

Project

Daily Routine

Project Goal:

Describe your daily routine using pictures and simple sentences.

Questions to guide you:

Morning

1. What time do you wake up?
2. What do you do in the morning?

School

3. What time do you go to school?
4. What do you do at school?

After school

5. What do you do after school?
6. What time do you eat dinner?

Night

7. What time do you go to bed?
8. What is your favorite part of the day?


Present it to your class or in a small group.

Unit one

Review

Part one: Vocabulary


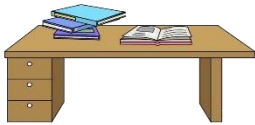
1- Write the correct word under each picture:



.....

.....

.....



.....

.....

.....

2- Fill in with these words:

(computer – map – paper – picture – desk)

- 1- I draw a of my family.
- 2- My teacher puts books on her
- 3- We use a to find places.
- 4- Dad types on his
- 5- I write my name on a piece of

Part two: Grammar

3- Write the full answer:

1. Is it a computer? (√)

_____, _____

2. Is it a banana? (X)

_____, _____

3. Is it a chair? (X)

_____, _____

4. Is it a book? (√)

_____, _____

5. Is it a bag? (√)

_____, _____

4- Circle the correct answer:

1- (What – How many) apples do you see?

- Six apples.

2- (What – How many) colors in your pencil case?

- Five colors.

3- (What – How many) is your name?

- Adam.

4- (What – How many) is in your lunch box?

- A sandwich.

5- (What – How many) dogs are in the park?











- Two dogs.

Unit 2

My world



Vocabulary 1:

Word	Picture	Definition
a bird (n.)		- an animal with feathers and wings. E.g.: A bird can fly in the sky.
a butterfly (n.)		- a colorful insect with big wings that can fly. E.g.: I see an orange butterfly in the garden.
grass (n.)		- grass is the green plant that grows on the ground. E.g.: The children are playing on the grass.
a mountain (n.)		- a very tall land that goes high up into the sky. E.g.: The mountain has snow on the top.
a river (n.)		- a long line of water that flows across the land. E.g.: Ducks are swimming in the river.
a rock (n.)		- a hard thing you find on the ground. E.g.: We sit on a big rock at the park.
the sea (n.)		- the sea is big water where fish live, and we can swim in it. E.g.: The boat is sailing on the sea.
the sky (n.)		- the sky is the space you see above you. It is where the sun, clouds, moon and stars are. E.g.: The sky is blue and sunny today.
the sun (n.)		- a big, bright ball in the sky that gives us light and heat. E.g.: The sun is shining in the sky.
a tree (n.)		- a tall plant that has a thick stem called green leaves. E.g.: The bird is sitting in the tree.

1- Read and complete the missing letters:

1- s_n



2- tr_e



3- b_rd



4- r_ck



5- ri_er



2- Match the words and the pictures:

1- mountain



2- sky



3- butterfly



4- grass



5- sea



3- Choose the correct answer from a, b, c or d:

1. The yellow is shining in the morning.

- a- river b- sun c- mountain d- tree

2. A has a colorful wings and flies near flowers.

- a- butterfly b- sky c- rock d- river

3. The green covers the ground in the garden.

- a- tree b- sun c- grass d- sky

4. The is full of stars.

- a- sky b- tree c- river d- mountain

5. A sings and flies in the sky.

- a- mountain b- sun c- bird d- tree

6. A is very tall and people can climb it.

- a- river b- sky c- tree d- mountain

7. A is round and found on the ground.

- a- tree b- river c- rock d- butterfly

8. The fish swim in the

- a- river b- butterfly c- sky d- rock

9. A tall gives us shade on a sunny day.

- a- bird b- tree c- butterfly d- sky

10. We swim in the during summer.

- a- mountain b- rock c- grass d- sea

4- Choose the correct answer to complete the text:

sky – bird – sun – mountain – tree

A day in nature



Today is a sunny day. The (1) is bright and warm. The (2) is blue and clear. I see (3) a flying high. There is a big (4) far away. I sit under a tall (5) and eat my snack.

5- Choose the correct answer to complete the text:

rock – butterfly – river – sea – grass

A walk outside



I go for a walk near the (1) I see green (2) on the ground. A pretty (3) flies above me. I sit on a big (4) to rest. Far away, I can see the blue (5)

6- Rearrange the following sentences:

1- sky – **The birds** – are – the – in.

.....

2- white – snow – **The mountain** – has.

.....

3- in – **The sun** – sky – shines – the.

.....

4- river – **A boat** – is – the – on.

.....

5- the – eats – **The cow** – grass.

.....

6- big – found – a – **We** – rock.

.....

7- is – **The sun** – hot.

.....

8- on – **The butterfly** – is – flower – the.

.....

9- green – leaves – has – **The tree**.

.....

10- fish – **I** – the – in – see.

.....

GRAMMAR I

to be: is, are

What **is** it?

It's a bird.

What **are** they?

They're birds.

● Singular (What is it? ➔ It is)

We ask “**What is it?**” when we see **one thing** (singular).

We answer: “**It is a**” (or “**it is the**”)

1. What is it?

It is a tree.



2. What is it?

It is a butterfly.



● Plural (What are they? ➔ They are)

We ask “**What are they?**” when we see **more than one thing** (plural).

We answer: “**They are . . .**”

1. What are they?

They are birds.




2. What are they?

They are rocks.



1- Complete with "is" or "are":

- 1- It a bird.
- 2- They friends.
- 3- It a butterfly.
- 4- The flower pink.
- 5- The trees green.
- 6- It a chair.
- 7- The books on the desk.
- 8- The cat sleeping.
- 9- They bags.
- 10- They balls.



2- Circle the correct answer:

- 1- What is it?
 - a- It is a chair.
 - b- They are chair.
- 2- What are they?
 - a- It is a book.
 - b- They are books.
- 3- What is it?
 - a- It is a tree.
 - b- They are trees.
- 4- What is it?
 - a- It is a bag.
 - b- They are bags.
- 5- What are they?
 - a- It is a mountain.
 - b- They are mountains
- 6- What is it?
 - a- It is a desk.
 - b- They are desks.

7- What is it?

a- It is a bird.

b- They are birds.

8- What are they?

a- It is a rock.

b- They are rocks.

9- What is it?

a- It is a flower.

b- They are flowers.

10- What are they?

a- It is a pencil.

b- They are pencils.

3- Fill in the blanks use:

● It is

● They are

1- What is it?

..... a flower.

2- What are they?

..... rocks.

3- What is it?

..... a butterfly.

4- What is it?

..... a mountain.

5- What are they?

..... apples.

6- What are they?

..... shoes.

7- What is it?

..... a pen.

8- What are they?

..... dolls.

9- What is it?

..... a desk.

10-What are they?

..... crayons.

4- Activity for fun:

What is it? / What are they?


This fun activity helps you practice using “**What is it?**” and “**What are they?**”.

Draw your own pictures and answer the questions.

1- Draw one object:

What is it?

.....








2- Draw more than one object:

What are they?

.....



Vocabulary 2:

Word	Picture	Definition
a bush (n.)		- a small plant with lots of leaves and branches. It is smaller than a tree. E.g.: The rabbit is hiding behind the bush.
a cloud (n.)		- a white or gray shape in the sky. It is made of tiny drops of water. E.g.: The cloud looks like a big pillow.
a flower (n.)		- a pretty part of a plant. It smells nice and comes in many colors. E.g.: I picked a flower for my mom.
the moon (n.)		- a round shape in the sky at night. E.g.: I see the moon in the sky.
a star (n.)		- a tiny light you see in the sky at night. It shines and twinkles E.g.: I see stars in the night sky.

1- Read and complete the missing letters:

1- b_sh




2- c_oud



3- st_r



4- m_on



5- fl_wer



2- Match the words and the pictures:

1- flower



2- cloud



3- bush



4- moon



5- star



3- Choose the correct answer from a, b, c or d:

1. I picked a pretty from the garden.

a- star

b- moon

c- flower

d- bush

2. At night, we see a bright in the sky.

a- bush

b- moon

c- cloud

d- flower

3. The white moves slowly in the sky.

a- star

b- bush

c- flower

d- cloud

4. A cat hides under the in the yard.

a- cloud

b- star

c- bush

d- flower

5. The bright shines in the night sky.

a- star

b- flower

c- bush

d- cloud

6. The rabbit jumps into the

a- flower

b- cloud

c- moon

d- bush

7. I give my teacher a yellow

- a- bush b- star c- flower d- moon

8. A big covers the blue sky.

- a- cloud b- flower c- star d- bush

9. At night, the lights up the sky.

- a- flower b- moon c- bush d- cloud

10. I see one shiny..... far away in the sky.

- a- star b- bush c- flower d- cloud

4- Choose the correct answer to complete the text:



I go outside at night. The sky is dark. I see the bright (1) above me. A white (2) moves slowly across the sky. I also see one shiny (3) twinkling next to it.

In the garden, I walk past a green (4) A pink (5) is growing near it. I smile. The night is quiet and beautiful.

5- Choose the correct answer to complete the text:



I walk to the park with my dad. We stop to look at a red (1) A bird hops out from behind a green (2) We sit on a bench and look at the sky. A big white (3) floats above us. The bright round (4) starts to rise. I see one small (5) shining next to it. I feel happy and safe with my dad.

6- Rearrange the following sentences:

1- night – **The moon** – shines – at.

.....

2- is – in – **A bird** – bush – the.

.....

3- the – **The star** – sky – in – twinkles.

.....

4- see – **I** – flower – a – red.

.....

5- sky – is – **A cloud** – the – in.

.....

6- smells – good – **The flower**.

.....

7- bush – is – **The rabbit** – the – in.

.....

8- in – **I** – star – a – see – the – sky.

.....

9- cloud – is – **The white** – very – big.

.....

10- at – the – **I** – moon – look.

.....

GRAMMAR 2

Where and in or on

Where is the butterfly?

It's **on** the flower.

Where are the clouds?

They're **in** the sky.



Remember

- **Where is...** ➤ Ask about **one thing**
👉 Example: *Where is the book?*
- **Where are...** ➤ Ask about **more than one thing**
👉 Example: *Where are the books?*

🌐 Using "in" and "on" to answer:

- **in** = inside something
- **on** = on top of something



1- Match then write "in" or "on"

Question

- 1- Where is the ice cream?
- 2- Where are the pencils?
- 3- Where are the birds?
- 4- Where are the pictures?
- 5- Where is the ball?

Answer

- The birds are _____ the tree.
- The ice cream is _____ the cone.
- The pencils are _____ the cup.
- The ball is _____ the box.
- The pictures are _____ the wall.



2- Choose "is" or "are" and "in" or "on":

1. Where _____ the apple?

The apple is _____ the table.



2. Where _____ the pencils?

The pencils are _____ the pencil case.



3. Where _____ the hat?

The hat is _____ the chair.



4. Where _____ the toys?

The toys are _____ the box.



5. Where _____ the books?

The books are _____ the desk.



6. Where _____ the dog?

The dog is _____ the bed.



7. Where _____ the shoes?

The shoes are _____ the shelf.



8. Where _____ dog?

The dog is _____ the table.



9. Where _____ the apples?

The apples are _____ the basket.



10. Where _____ the cup?

The cup is _____ the table.



3- Look at the picture and answer the questions:



➡ Cards help you to answer

It is on the grass.

They are in the sky.

They are in pond.

They are on the picnic blanket.

1- Where are the birds?

Answer:

2- Where is the cat?

Answer:

3- Where are the sandwiches?

Answer:

4- Where are the ducks?

Answer:

Skills

Dialogues:

Dialogue 1: At school



Words to choose from: on – flower – together – are

Sam: Hello Emma! What are you doing?

Emma: I am drawing a (1)

Sam: Nice! Where (2) the crayons?

Emma: They are (3) the table.

Sam: Great! Let's paint (4)



Dialogue 2: At the park



Words to choose from: in – pond – park – ball

Anna: Hi Ben! Where are you going?

Ben: I am going to the (1)

Anna: Oh! I like playing (2) the park.

Ben: Me too! Let's play with the (3)

Anna: Look! The ducks are swimming in the (4)

Ben: This is fun!



Reading Comprehension

1- The zoo adventure

1- Predict: Look at the pictures.

What animals do you think the children will see at the zoo?



Today, Mia, Jack, and Sophie visit the zoo. They are very happy because it is their first time at the zoo. Mia sees a big elephant. It has big ears and a long trunk. Jack loves the giraffes. He watches them eat leaves from tall trees. Sophie is happy to see the monkeys. The monkeys are jumping from tree to tree and making funny sounds. After they see all the animals, they go to the zoo shop. Mia buys a teddy bear, Jack buys a toy giraffe, and Sophie buys a monkey hat. They are all very happy with their toys and hats. They leave the zoo and talk about their favorite animals all the way home.

2- Choose the correct answer:

1- Who visits the zoo?

- a) Mia, Jack, and Sophie b) Mia and Jack c) Sophie and her parents

2- What animal does Mia see at the zoo?

- a) Giraffe b) Elephant c) Monkey

3- What does Jack love at the zoo?

- a) The lions b) The giraffes c) The monkeys

2- A day in my garden

1- Before you read look at the picture

What things do you see in the garden?



I have a small garden behind my house. It is my favorite place. In my garden, there are colorful flowers and yellow sunflower. I see butterflies flying from one flower to another. I also hear birds singing in the tree near the garden. I help my mother pick fresh flowers to put in a vase inside the house. I love my garden because, it is beautiful.

2- Choose the correct answer:

1. Where is the garden?

- a) In front of the house b) Behind the house c) Next to the park

2. What colors are the flowers?

- a) Only red b) Colorful c) Blue and yellow only

3. What color are the sunflower?

- a) Purple b) Black c) Yellow

4. What do the birds do?

- a) Sleep in the tree b) Sing in the tree c) Fly away

5. Why does the writer love the garden?

- a) It is small b) It is beautiful c) It is far away

3- Match the pictures to the sentences

Instructions: Look at the pictures below. Draw a line to match each picture with the correct sentence from the story.

Sentences

1. There are colorful flowers in the garden
2. There is a yellow sunflower in the garden.
3. Butterflies fly from one flower to another.
4. Birds sing in the tree near the garden.
5. I help my mother put fresh flowers in a vase.

Pictures



(butterfly)



(flower)



(vase with flowers)



(sunflower)



(bird)

4- Draw a picture of the garden. Write one sentence about what you like

.....

.....

Listening 1

Tom's daily routine

A conversation between two friends about Tom's daily routine and his dog.

Link: [Beginner Listening Exercise - Tom's Daily Routine](#)

Listen and fill in the blanks with the correct verbs from the box:

wake up - take - go - finish - be - read - start - cook

1. Tom usually at 7 o'clock.
2. After breakfast, he to work.
3. His classes at 9:00.
4. He work at 4:00 in the afternoon.
5. After work, he sometimes dinner.
6. In the evening, he usually a book or watches TV.
7. Tom his dog for a walk.
8. The dog four years old.



Listening 2

A fun day

Pre-Listening Exercise

* Where do you want your mother or father to take you on your weekend?

Link: [A Fun Day - Randall's ESL Cyber Listening Lab](#)

Listen to the recording and answer the questions:

1. The young girl wants to go to _____.

- a) to the movies
- b) to the park
- c) to the swimming pool

2. Who is going with them?

- a) the girl's best friend
- b) the girl's older brother
- c) the girl's mother

3. What time does the activity start?

- a) 2:15 p.m.
- b) 2:30 p.m.
- c) 2:45 p.m.

4. What does the girl want to do later?

- a) She wants to swim at the park.
- b) She wants to go down to the beach.
- c) She wants to walk to the ice cream store

Speaking



Speaking Task: Look at the picture and talk about what you see.

1. What do you see in the picture?
2. What colors do you see in the flowers?
3. What animals might live near the water?
4. What sounds do you think you can hear at this place?
5. What would you like to do if you visit this place?

Criterion	Score	Comments
Content	____ / 5	
Fluency	____ / 5	
Vocabulary	____ / 5	
Grammar	____ / 5	

Writing



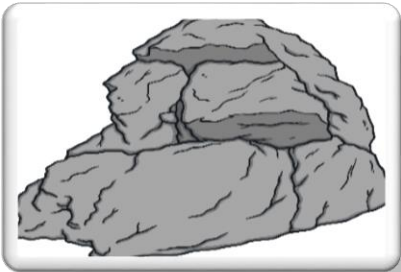
1- Write one sentence for each picture:



.....



.....



.....



.....

2- Color this picture and write one sentence:



.....

.....

.....

Criterion	Score	Comments
Content	___ / 5	
Fluency	___ / 5	
Vocabulary	___ / 5	
Grammar	___ / 5	

Critical Thinking

Topic: At the park

Exercise 1: What Do You See?

Look at this picture of a park

- Write or say 5 things you see in the park.
- Which one do you like the most? Why?

Exercise 2: What Would You Do?

Imagine you are at the park. What would you do?

- If it starts to rain?
- If you see a dog without its owner?
- If you find trash on the ground?
- If your friend wants to play with your toy?

Exercise 3: Draw and Tell

- Draw your favorite thing to do in the park.
- Tell or write why you like it.

Exercise 4: Make a List

Make a list of 3 things you should do to keep the park clean.



Project

About nature

Title: Discovering Nature

Objective:

To help students observe, explore, and learn about nature around them.

Steps:

1. Collect Pictures and Materials

Look through magazines or print pictures of things from nature (plants, animals, weather). Also, collect some natural items like leaves if you can.

2. Cut Out Pictures

Carefully cut out pictures of nature items with help if needed.

3. Arrange on Paper

Place the pictures and natural materials on the paper to make a nature scene. Think about where trees, flowers, animals, sun, and clouds go.

4. Glue Everything

Once you like your arrangement, glue the pictures and materials to the paper.

5. Add Details

Use crayons or markers to draw extra things like butterflies, birds, or grass.

6. Share Your Collage

Talk about your collage and what you like about nature.

Simple Questions to Discuss:

- What is nature?
- Can you name some things that are part of nature?
- What color are most trees?

Unit two

Review

Part one: Vocabulary

1- Write the correct word under each picture:



.....



.....



.....



.....



.....



.....

2- Fill in with these words:

(river – trees – rocks – mountain – sky)

1- The is big and tall.



2- There are lots of in the forest.



3- The is very long.



4- The is blue today.



5- You can find lots of at the beach.



Part two: Grammar

3- Fill in the blanks with (It is – They are):

1- What is it?

..... a bird.

2- What are they?

..... trees.

3- What is it?

..... a flower.

4- What is it?

..... a rock.

5- What are they?

..... bananas.

4- Write in or on:

1- The fish is swimming the bowl.

2- The picture is the wall.

3- The keys are the table.

4- The toys are the bag.











5- The bird is sitting the roof.

Unit 3

My family



Vocabulary 1:

Word	Picture	Definition
father (n.)		- A father is your dad. He is the man who takes care of you and loves you. Example: My father takes me to the park.
mother (n.)		- A mother is your mom. She looks after you and helps you. Example: My mother reads me a story.
sister (n.)		- A sister is a girl in your family. She can be older or younger than you. Example: My sister plays with me.
brother (n.)		- A brother is a boy in your family. He can be older or younger than you. Example: My brother rides his bike with me.
grandmother (n.)		- A grandmother is the mother of your father or mother. She is your grandma. Example: My grandmother tells me nice stories.
grandfather (n.)		- A grandfather is the father of your father or mother. He is your grandpa. Example: My grandfather takes me for a walk.
family (n.)		- Family is the people you live with and love. Example: I play games with my family.
parents (n.)		- Parents are your mother and father. Example: My parents help me with my homework.
baby (n.)		- A baby is a very small child. Example: The baby is sleeping in the crib.
photo (n.)		- A photo is a picture taken with a camera. Example: I have a photo of my family.

1- Read and complete the missing letters:

1- s_ster

2- f_ther

3- fa_ily

4- b_by

5- gra_dm_th_r



2- Match the words and the pictures:

1- brother

2- photo

3- mother

4- grandfather

5- parents



3- Choose the correct answer from a, b, c or d:

1. Father and mother are my They take care of me.

a- sister b- baby c- parents d- grandmother

2. My always helps me with my homework. **She** is helpful.

a- mother b- brother c- grandfather d- photo

3. My little is Talia.

a- father b- grandmother c- family d- sister

4. My is my hero. **He** is the best.

a- mother b- sister c- father d- grandmother

5. My makes a chocolate cake. **She** is chef.

a- brother b- father c- grandmother d- baby

6. This is a of my family on the wall.

a- photo b- baby c- brother d- mother

7. A My tells me stories. **He** is kind.

a- sister b- mother c- grandfather d- photo

8. I have one His name is **Ali**.

a- brother b- sister c- mother d- grandmother

9. I have got a big and I love them all.

a- family b- father c- brother d- sister

10. The is playing with a toy.

a- family b- baby c- photo d- grandfather

4- Choose the correct answer to complete the text:

brother – mother – father – baby – sister

My family



Hello! My name is Emma. I live with my (1) and my (2) I have a (3) Her name is Lily. She plays with me. I also have a (4) who helps me with my homework. In our home, there is a little (5) who makes us smile.

5- Choose the correct answer to complete the text:

parents – grandmother – family – photo – grandfather

All about my family



I have a big (1) My (2) are my mother and father. I visit my (3) and (4) every weekend. We have a big (5) on the wall.

6- Rearrange the following sentences:

1- one – I – sister – have.

.....

2- kind – is – **My grandmother** – very.

.....

3- are – **My parents** – nice.

.....

4- family – I – love – my.

.....

5- plays – me – **My brother** – with.

.....

6- is – my – **He** – father.

.....

7- food – **My mother** – cooks.

.....

8- drinks – **The baby** – the – bottle – milk – from.

.....

9- on – is – wall – **The photo** – the.

.....

10- go – I – my – grandfather – a walk – with – for.

.....

Grammar

Have got/Has got

Have got

Has got

I have got a dog.

They have got a book.

He has got a ball.

She has got a phone.

Have got

We use **have got** to talk about things we have. (I / We / You / They)

✓ **I have got** means I have something.

Examples:

- I've got a brother. ✓ (I have a brother)

Has got

✓ **Has got** = He/She/It has something

- **He has got** a ball. (He has a ball.)

💡 Tip for you:

- I / You / We / They → have got
- He / She / It → has got

1- Fill in the blanks:

Use **have got** or **has got**

- 1- I a blue bag.
- 2- She two cats.
- 3- They a car.
- 4- He a football.
- 5- We any milk.
- 6- My friend a bike.
- 7- The dog a long tail.
- 8- You a nice smile.
- 9- It four legs.
- 10- The teacher a big desk.

2- Circle the correct word (have or has):

- 1- I (**have** / **has**) a red balloon. 🎈
- 2- She (**have** / **has**) a blue bag. 🎒
- 3- They (**have** / **has**) three cats. 🐱🐱🐱
- 4- He (**have** / **has**) a football. ⚽
- 5- We (**have** / **has**) two pencils. 🖋️🖋️
- 6- The dog (**have** / **has**) a bone. 🍖
- 7- You (**have** / **has**) a nice smile. 😊
- 8- My teacher (**have** / **has**) a book. 📖

Negative of “have got” and “has got”

Haven't got → use with **I, we, you, they**

💡 Means: **don't have**

Subject Example Sentence

I I **haven't got** a red bag.

We We **haven't got** any juice.

You You **haven't got** a football.

They They **haven't got** a car.

Hasn't got → use with **he, she, it**

💡 Means: **doesn't have**

Subject Example Sentence

He He **hasn't got** a watch.

She She **hasn't got** a cat.

It It **hasn't got** wings.

-
- **Haven't** = more than 1 person, or “I/you/we/they”
 - **Hasn't** = 1 person or “he/she/it”

3- Changing *have got* / *has got* into the negative form:

Example:

I have got a dog.

I **haven't got** a dog.

1- We have got a car.

.....

2- She has got a cat.

.....

3- I have got two brothers.

.....

4- He has got a bike.

.....

5- They have got a big house.

.....

6- You have got a blue pen.

.....

7- It has got four legs.

.....

8- My friend has got a kite.

.....

9- We have got apples.

.....

10- The bird has got red wings.

.....

4- Fill in the blanks:

Use **have got** or **has got** or **haven't got** or **hasn't got**

- 1- I a sister.
- 2- We two pets.
- 3- She any brothers.
- 4- They a big house.
- 5- I a bike.
- 6- He a new backpack.
- 7- My friends any homework today.
- 8- The cat green eyes.
- 9- You a nice hat.
- 10- I one brother.
- 11- My sister a black dress.
- 12- We any milk in the fridge.
- 13- I a baby sister.
- 14- My brother new toy cars.
- 15- I a big family.

Have got

How many brothers **have you got?**

I've got two brothers.

How many sisters **have you got?**

I haven't got any sisters.

Questions:

We ask **How many... have you got?** to find out how much or how many.

Example:

- How many brothers have you got?
- I've got two brothers.

5- Match the question to the answer:

Question




- 1- How many pencils have you got?
- 2- How many friends have you got?
- 3- How many sisters have you got?
- 4- How many pets have you got?
- 5- How many brothers have you got?

Answer

- I've got one sister.
- I've got three friends.
- I've got five pencils.
- I've got two brothers.
- I haven't got any pets.

Vocabulary 2:

Antonyms are words that mean the **opposite** of each other.

Word & definition	Opposite & definition	Picture
big (adj.) - large in size	small (adj.) - little in size	
old (adj.) - having lived for a long time; not new.	young (adj.) - having lived or existed for only a short time; not old.	
tall (adj.) - someone or something is high or long in height.	short (adj.) - someone or something is not tall; small in height or length.	

1- Read and complete the missing letters:

Opposites


1- o _ d X yo _ ng



2- b _ g X sm _ ll



3- s _ ort X t _ ll



10. My little sister is still very

a- tall

b- young

c- old

d- big

4- Choose the correct answer to complete the text:

tall – big – old – young – short

My family is (1) **b**..... My father is (2) **t**..... and strong. My mother is (3) **s**..... and kind. I have a (4) **y**..... sister. She is small and happy. My grandfather is (5) **o**..... We all love each other.

5- Choose the correct answer to complete the text:

Animals in the Forest

tall – big – short – small

The bear is (1)



The bird is (2)



The giraffe is (3)



The rabbit is (4)



All the animals live in the forest.

6- Rearrange the following sentences:

1- old – **My grandmother** – is.

.....

2- is – **My family** – big.

.....

3- tall – My father – is.

.....

4- small – I – family – a – have.

.....

5- young – is – My brother.

.....

6- is – big – The lion.

.....

7- brother – is – My baby – small.

.....

8- hair – My sister – short – has.

.....


9- tall – is – My mother – kind – and.

.....

10- big – is – Our house.

.....

Let's Spot the Opposites!



GRAMMAR 2

He/She and questions with *who*

Who's she?

She's my sister. **She's** nine.

Who's he?

He's my grandfather. **He's** old.

- Use **He** for boys or men.
- Use **She** for girls or women.



He is a boy



She is a girl

Who is used to ask about a person.

Example questions and answers:

- **Who's she?** → She's my mother.
- **Who's he?** → He's my father.



1- Match the questions in column A with the correct answers in column B:

A

1. Who's he?
2. Who's she?
3. Who's he?
4. Who's she?

B

- a. She's my sister.
- b. He's my grandfather.
- c. He's my brother.
- d. She's my mother.

2- Select the correct personal pronoun to replace the underlined words:

1- The boy is smiling.

- He
- She




2- Emma is waving.

- He
- She



3- My sister has brown hair.

- He
- She



4- My brother is sleeping.

- He
- She



5- The girl is reading.

- He
- She



6- Ahmed is playing soccer.

- He
- She



7- The boy is eating lunch.

- He
- She



8- My baby sister is crying.

- He
- She



3- Fill in the blanks using (He's, or She's):

1. Who is she?

..... my teacher.

2. Who is he?

..... my brother.

3. Who is she?

..... my sister.

4. Who is he?

..... my father.

5. Who is he?

..... my grandfather.

6. Who is she?

..... my grandmother.

7. Who is she?

..... my mother.

8. Who is he?

..... my baby brother.

9. Who is she?

..... my friend.

10. Who is he?

..... my uncle.

I am a...



boy



girl

Skills

Dialogues:

Dialogue 1: My family



Words to choose from: mother – play – family – brother

Ben: Look! This is my (1)

Anna: Oh! Is this your (2)

Ben: Yes, she is my mother, and I have one sister and one little (3)

Anna: I have a sister too! We (4)together!

Ben: Me too! Family is fun!

Dialogue 2: Visiting grandparents




Words to choose from: grandfather – grandparents – happy – car

Ali: We are going to visit our (1)

Sara: Are we going to see grandmother and (2)

Ali: Yes! We will take the (3) to get there.

Sara: I'm so (4) to see them!



Reading Comprehension

1- My family

Hello, my name is Maya. I live with my family. I have a mother, a father, and a little sister. My mother cooks tasty food every day. My father helps me with my homework. My little sister likes to play with toys and laugh a lot.

We eat dinner together every night. On weekends, we play games like hide and seek. We also go to the park. I like to swing and play on the slide.

I feel happy when I am with my family. They take care of me, and I love them very much.

1- Choose the correct answer:

1- Who lives with Maya?

- a) Her friends b) Her mother, father, and little sister c) Her teacher

2- What does Maya's mother do every day?

- a) Plays games b) Cooks tasty food c) Goes to work

3- Who helps Maya with her homework?

- a) Her little sister b) Her father c) Her mother

4- What game does Maya play on weekends?

- a) Hide and seek b) Soccer c) Drawing

5- Where does Maya like to play?

- a) At the park b) At school c) At the store

6- How does Maya feel when she is with her family?

- a) Sad b) Happy c) Angry

2- Read the sentence. Write True or False:

- 1- My mother cooks tasty food every day. ()
- 2- My father plays video games all day. ()
- 3- My little sister likes to laugh a lot. ()
- 4- We eat dinner together every night. ()
- 5- I don't like going to the park. ()



My Family – Answer (Based on Maya's Story)

1. Maya lives with her mother, father, and little sister.

Who is in your family?

.....

2. Maya's mother cooks tasty food every day.

What food do you eat with your family?

.....

3. Maya's father helps her with homework.

Who helps you with your homework?

.....

4. Maya plays hide and seek with her family.

What games do you play with your family?

.....

5. Maya's family goes to the park.

Where do you go with your family?

.....

6. Maya feels happy with her family.

How do you feel with your family? 😊

.....

2- Put true or false:

- 1- Nadia spends the day with her dad. ()
- 2- It is raining at the park. ()
- 3- Nadia plays with her friends. ()
- 4- Dad is sad. ()

A Day with Dad

(read the passage again, then answer)

1. Nadia plays basketball.

What game do you like to play?

.....

2. Nadia goes to the park.

Where do you like to go with your family?

.....

3. Nadia plays with her friends.

Who do you like to play with?

.....

4. Nadia throws the ball in the hoop.

Have you ever scored a point?

.....

5. Dad is proud of Nadia.


When do you feel proud?

.....

6. Nadia and Dad laugh and play together.

What do you like to do for fun with your family?

.....



Listening 1

Family activities

Link: [Family Activities - Randall's ESL Cyber Listening Lab](#)

Listen to the recording and answer the questions:

1. Besides paper books, what did the little girl make with paper at school?
 - a) a person
 - b) an animal
 - c) a building
2. The girl used crayons, paper, and
 - a) pencils
 - b) glue
 - c) tape
3. What did the girl do after school besides playing games?
 - a) She went to the store.
 - b) She watched television.
 - c) She rode her bicycle.
4. The girl played with her at the school.
 - a) father
 - b) teacher
 - c) cousin
5. Where does this conversation most probably take place?
 - a) at a house
 - b) at school
 - c) at a park

Listening 2

My family photo

Link: [Beginner Listening Exercise - My Family Photo](#)

Listen to the conversation between Mark and Lisa about a family photo.

Read the sentences below. Are they TRUE or FALSE?

1. Mark is showing Lisa a new photo.

- True
- False

2. Mark's mother works in a shop.

- True
- False

3. Mark's father is tall and likes computers.

- True
- False

4. Emily is Mark's older sister.

- True
- False

5. The family photo was taken in their garden.

- True
- False

6. The family cat is called Max and is black and white.

- True
- False

Speaking

Speaking Task: My Family



Instructions:

Look at the questions. Speak in full sentences about your family.

1. Who is in your family?
2. What does your family like to do together?
3. What is your favorite thing to eat with your family?
4. Where do you go with your family?
5. How do you feel with your family?

Tip:

Students can hold a drawing of their family and point while speaking.

Criterion	Score	Comments
Content	____ / 5	
Fluency	____ / 5	
Vocabulary	____ / 5	
Grammar	____ / 5	

Writing

This is my family

Instructions:

Complete the sentences about your family:

Sentence Starters:

1. Hi, I am
2. There are people in my family.
3. I have got a (big / small) family.
4. I have brothers.
5. I have sister.
6. I feel with my family.



Draw a picture of your family.

A large, empty rectangular box with an orange border, intended for the student to draw a picture of their family. A large, faint watermark 'E.P.S.' is visible across the box.

This is my family

Write about your family.

1. How many people are in your family?
2. Who is in your family?
3. Do you have a big family or a small family?
4. How many brothers do you have?
5. How many sisters do you have?
6. What do you like to do with your family?
7. Where do you go with your family?
8. How do you feel with your family?

.....

.....

.....

.....

.....

.....

.....

.....

.....

.....

Criterion	Score	Comments
Content	____ / 5	
Fluency	____ / 5	
Vocabulary	____ / 5	
Grammar	____ / 5	

Critical Thinking

Topic: My family

Ask open-ended questions:

- "Who is in your family?"
- "Do all families look the same? Why or why not?"
- "Can a family be small? Can it be big?"
- "What do families do together?"

Sorting Activity: "Family or Not?"

- Prepare pictures of:

People (mom, dad, grandma, grandpa, pet, friend, teacher, etc.)

Objects (house, car, toy, food)

- Have kids sort them into:

- **"Family"**** (people/animals who love and care for them)
- **"Not Family"**** (objects or people they see but don't live with)

Drawing & Sharing

- *Ask: "Draw your family! Who is important to you?"

Project

My Family Photo Poster

Goal:

Create a colorful poster showing your family and sharing fun facts about them.

Materials Needed:

- Large sheet of paper or cardboard
- Family photo(s) or drawings of family members
- Markers, crayons, or colored pencils
- Glue stick or tape

Steps:

1. Title Your Poster

- Write “My Family” at the top in big colorful letters.

2. Add Your Family Photo

- Glue a family photo in the middle of the poster.
- If you don't have a photo, draw your family instead.

3. Label the People

- Under each person, write their name (e.g., Mom, Dad, Brother, Me).

4. Add Fun Facts

- Write 1–2 sentences about each family member.
Example: “*My mom loves to bake.*” or “*My brother likes to play soccer.*”

5. Share Your Poster

- Present it to the class and tell them one thing you love about your family.

Unit three

Review

Part one: Vocabulary

1- Write the correct word under each picture about family:



.....



.....



.....



.....



.....



.....

2- Fill in with these words:

(short – photo – old – young – big)

- 1- My grandmother is
- 2- The boy is, but his sister is tall.
- 3- My baby sister is
- 4- I take a of my cat.
- 5- The tree is very

Part two: Grammar

3- Fill in the blanks with “have got” or “haven’t got”

1. I two pencils. (√)
2. I a pet cat. (X)
3. I a blue bag. (√)
4. I any toys. (X)
5. I three apples. (√)

4- Fill in the blanks:

Use He’s or She’s.

1. Who’s she? my grandmother.
2. Who’s he? my father.
3. Who’s she? my sister.
4. Who’s he? my friend.
5. Who’s she? my teacher.
6. Who’s he? my grandfather.
7. Who’s she? my mother.
8. Who’s he? my brother.
9. Who’s he? my uncle.
10. Who’s she? my baby sister.

Unit 4

My House



Vocabulary 1:

Word	Picture	Definition
bathroom (n.)		- A room in a house where we wash and use the toilet. Example: I wash my hands in the bathroom.
bed (n.)		- A piece of furniture we sleep on. Example: I sleep in my bed at night.
bedroom (n.)		- A room in a house where we sleep. Example: I keep my toys in my bedroom.
dining room (n.)		- A room in a house where we eat meals. Example: We eat dinner together in the dining room.
kitchen (n.)		- A room in a house where we cook food. Example: My mother is cooking in the kitchen.
lamp (n.)		- A thing that gives light. Example: I turn on the lamp to read my book.
living room (n.)		- A room in a house where people sit, talk, and relax together. Example: We watch TV in the living room.
mirror (n.)		- A shiny thing that shows your reflection. Example: I look at my face in the mirror.
sofa (n.)		- A big, soft seat for two or more people. Example: We sit on the sofa to watch TV.
TV (n.)		- A machine that shows pictures and plays sounds for watching programs. Example: I watch cartoons on the TV.

1- Read and complete the missing letters:



2- Match the words and the pictures:

1- mirror

2- TV

3- lamp

4- bed

5- sofa



3- Choose the correct answer from a, b, c or d:

1. I help my mother wash dishes in the

- a- kitchen b- bathroom c- bedroom d- living room

2. I can see my hair in the

- a- mirror b- bed c- TV d- lamp

3. The in the corner makes the room bright.

- a- dining room b- lamp c- bed d- sofa

4. I brush my teeth in the

- a- kitchen b- living room c- bathroom d- bedroom

5. We turn off the before going to bed.

- a- TV b- mirror c- sofa d- lamp

6. My family sits on the to talk.

- a- bedroom b- lamp c- mirror d- sofa

7. We have breakfast together in the

- a- bed b- bathroom c- dining room d- mirror

8. I sleep at night on my

- a- kitchen b- TV c- bathroom d- bed

9. We have a sofa and TV in the

- a- kitchen b- living room c- bathroom d- lamp

10. I keep my clothes in my

- a- bedroom b- lamp c- kitchen d- sofa

4- Choose the correct answer to complete the text:

My house

bedroom – bathroom – living room – kitchen – TV



My house has many rooms. We sit together in the (1) and watch our favorite shows on the (2) I sleep in my (3) I brush my teeth in the (4) My mother cooks food in the (5)

5- Choose the correct answer to complete the text:

bed – sofa – lamp – dining room – kitchen

A day at home

In the morning, I eat breakfast in the (1) Then I turn on the (2) After that, I sit on the (3) in the (4) and read a book. At night, I sleep in my (5)

6- Rearrange the following sentences:

1- soft – **The** – sofa – is.

.....

2- bedroom – are – **The toys** – my – in.

.....

3- food – **My mother** – kitchen – the – cooks – in.

.....

4- dining room – **We** – the – eat – in.

.....

5- see – my – **I** – mirror – face – the – in.

.....

6- is – the – **The lamp** – table – on.

.....

7- in – **There** – a sofa – living room – the – is.

.....

8- my – **I** – the – wash – bathroom – in – face.

.....

9- on – cartoons – watch – **I** – the – TV.

.....

10- on – **I** – my – sleep – bed.

.....



Grammar 1

✳ THERE IS / THERE ARE ✳

● There is

- Use for **ONE** thing.
- Example: **There is** a  **sofa** in the living room. ✓

● There are

- Use for **TWO or MORE** things.
- Example: **There are** two   **apples** on the table. ✓

💡 EASY TIP:

- **1 thing** → **There is**
- **2+ things** → **There are**

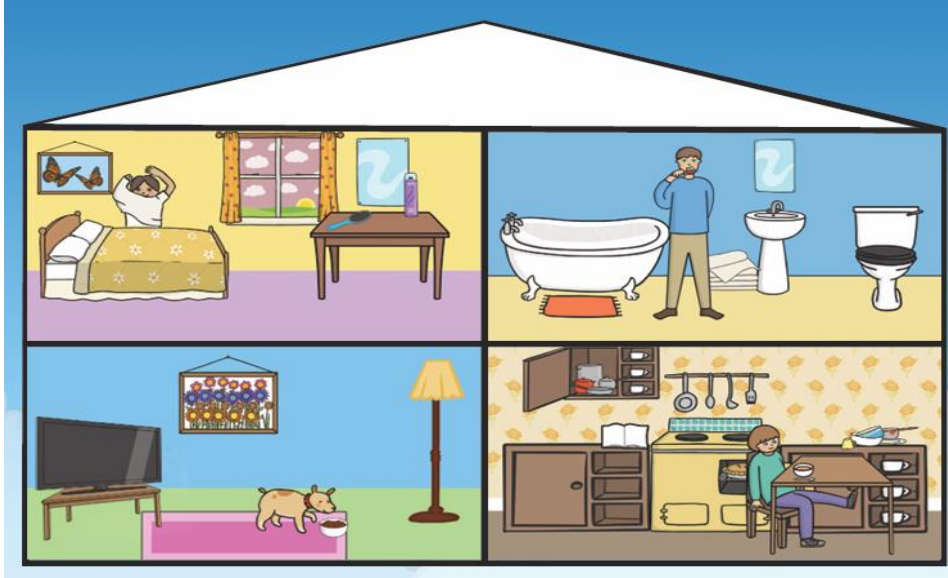
1- Choose the correct answer:

- 1- (There is / There are) a lion in the zoo.
- 2- (There is / There are) two birds in the tree.
- 3- (There is / There are) a rainbow in the sky.
- 4- (There is / There are) many fish in the pond.
- 5- (There is / There are) a car on the road.
- 6- (There is / There are) three apples in the basket.
- 7- (There is / There are) a butterfly on the flower.
- 8- (There is / There are) five stars in the picture.
- 9- (There is / There are) a ball under the table.
- 10- (There is / There are) some children in the park.

Negative Form

We use **There isn't** or **There aren't** when something is not there.

2- Look at the picture and write (There is – There isn't – There are – There aren't):



- 1- two mirrors in the house.
- 2- a lamp in the living room.
- 3- five rooms in the house.
- 4- a rug in the living room.
- 5- two pillows on the bed.
- 6- a cat in the living room.
- 7- two beds in the bedroom.
- 8- two chairs in the kitchen.
- 9- a window in the bedroom.
- 10- a sofa in the living room.

Yes/No questions with *Is there ...?*

Is there a table in the dining room?

Yes, **there is**.

Is there a sofa in the kitchen?

No, **there isn't**.

3- Read the question and choose the correct answer:

1- **Is there** a cat on the sofa?

- Yes, there is.
- No, there isn't.



2- **Is there** a TV in the living room?

- Yes, there is.
- No, there isn't.



3- **Is there** a bed in the kitchen?

- Yes, there is.
- No, there isn't.



4- **Is there** a dog in the garden?

- Yes, there is.
- No, there isn't.



5- **Is there** a lamp on the desk?

- Yes, there is.
- No, there isn't.



6- **Is there** a car in the garage?

- Yes, there is.
- No, there isn't.





“Are there...?” Yes, there are. / No, there aren't.

4- Read the question and choose the correct answer:


1- **Are there** birds on the trees?

- Yes, there are.
- No, there aren't.



2- **Are there** pencils on the desk?

- Yes, there are.
- No, there aren't.



3- **Are there** chairs in the classroom?

- Yes, there are.
- No, there aren't.



4- **Are there** dogs in the park?

- Yes, there are.
- No, there aren't.



5- **Are there** apples in the basket?

- Yes, there are.
- No, there aren't.









6- **Are there** chairs in the bathroom?

- Yes, there are.
- No, there aren't.



Vocabulary 2:

Word	Picture	Definition
cleaning		- The action of making something tidy or free from dirt. E.g.: She is cleaning the floor.
cooking		- The action of making food ready to eat. E.g.: My father is cooking dinner.
eating		- The action of putting food in your mouth and chewing it. E.g.: She is eating a sandwich.
having a bath		- The action of cleaning yourself with water in a bath or tub. E.g.: He is having a bath now.
sleeping		- The action of resting your body and closing your eyes at night or during a nap. E.g.: My little sister is sleeping in her bed.
watching TV		- The action of looking at and enjoying programs on a television. E.g.: He is watching TV now.

1- Read and complete the missing letters:

1- c_eaning



2- co_king



3- e_ting



4- h_ving a ba_h



5- sle_ping



6- w_tching TV



2- Match the words and the pictures:

1- eating



2- having a bath



3- sleeping



4- cooking



5- watching TV



6- cleaning



3- Choose the correct answer from a, b, c or d:

1. My mother is in the kitchen. She is

- a- sleeping b- cooking c- having a bath d- watching TV

2. I am in the bathroom. I am

- a- cooking b- having a bath c- eating d- cleaning

3. I sit on the sofa with my family. We are TV.

- a- watching b- sleeping c- cleaning d- eating

4. The floor is dirty. I am

- a- sleeping b- cleaning c- having a bath d- cooking

5. They have plates of food. They are

- a- eating b- cleaning c- watching d- sleeping

6. I have a towel and soap. I am

- a- sleeping b- cooking c- having a bath d- watching TV

7. I am in bed. I am

- a- watching b- sleeping c- cleaning d- eating

8. I have a mop in my hand. I am

- a- cleaning b- watching c- cooking d- sleeping

9. My brother has a spoon and rice. He is

- a- eating b- cleaning c- watching d- cooking

10. They are laughing at a funny show. They are

- a- having a bath b- sleeping c- cooking d- watching TV

4- Choose the correct answer to complete the text:

Our busy day

watching – eating – cleaning – cooking – sleeping

Today is Friday. We are all at home. Mum is in the kitchen. She is (1) Dad is in the living room. He is (2) TV. My sister is in her room. She is (3) My brother is in the garden. He is (4) because, it is not clean. I am at the table. I am (5)

5- Choose the correct answer to complete the text:

Evening at Grandparents'

having a bath – sleeping – cleaning – eating – cooking

We are visiting grandparents' house. Grandmother is in the kitchen. She is (1) Grandfather is in the living room. He is (2) I am in the bathroom with warm water. I am (3) My cousin has a pizza. He is (4) My little sister is in bed. She is (5)

6- Rearrange the following sentences:

1- dinner – **Mum** – cooking – is.

.....

2- eating – are – **They** – apples.

.....

3- TV – **My father** – watching – night – at – is.

.....

4- sleeping – **The cat** – the – bed – in – is.

.....

5- is – **He** – cleaning – floor – the.

.....

6- are – **We** – together – watching TV.

.....

7- having a bath – **My little sister** – is.

.....

8- am – **I** – my – cleaning – room.

.....

9- in – cooking – kitchen – **She** – the – is.

.....

10- am – **I** – my – breakfast – eating.

.....

GRAMMAR 2

Present continuous: *He/She is + verb + -ing*

What's **he** doing?

He's sleeping.

What's **she** doing?

She's eating.

We use **Present Continuous** to talk about something **happening right now**.

Structure:

He / She + is + verb + -ing

It + is + verb + -ing

What's he doing? → means *What is he doing right now?*

Example answer: **He's sleeping.** (*He is sleeping.*)

What's she doing? → means *What is she doing right now?*

Example answer: **She's eating.** (*She is eating.*)

When to use "it"

- For **animals**: *What's the cat doing? It's sleeping.*
- For **things**: *What's the computer doing? It's making a noise.*



Remember!

☞ **He – She – It** ☞

He → a boy / a man

Example: He is eating. → **He's eating.**

She → a girl / a woman

Example: She is sleeping. → **She's sleeping.**

It → an animal, a thing

Example: It is running. → **It's running.**

He, She or It

1- Fill the blanks with the right pronouns:



1- is studying.



2- is a dog.



3- has a car.



4- is computer.



5- is a boy.



6- is cooking.



7- has a cake.




8- is happy.



9- is a bird.



10- is my dad.



11- is a car.



12- is a girl.

2- Circle the correct answer:

- 1- What's he doing?
(He's cooking / She's cooking)
- 2- What's she doing?
(She's reading / He's reading)
- 3- What's he doing?
(He's eating / She's eating)
- 4- What's she doing?
(She's sleeping / He's sleeping)
- 5- What's he doing?
(He's running / She's running)
- 6- What's she doing?
(She's cleaning / He's cleaning)
- 7- What's he doing?
(He's watching TV / She's watching TV)
- 8- What's she doing?
(She's drawing / He's drawing)
- 9- What's he doing?
(He's having a bath / She's having a bath)
- 10- What's she doing?
(She's playing / He's playing)

3- Correct the verb:

1- What's he doing?

- He's TV. **(watch)**

2- What's she doing?

- She's **(clean)**

3- What's he doing?

- He's **(cook)**

4- What's she doing?

- She's **(sleep)**

5- What's he doing?

- He's **(eat)**

6- What's she doing?

- She's **(read)**

7- What's he doing?

- He's **(jump)**

8- What's she doing?

- She's **(draw)**

9- What's he doing?

- He's a bath. **(have)**

10- What's she doing?

- She's **(play)**

DON'T FORGET!



He/ She + verb + ing

Skills

Dialogues:

Dialogue 1: My house



Words to choose from: garden – bedrooms – house – nice

Omar: This is my (1)

Lina: It is very (2)

Omar: It has a living room, a kitchen, and two (3)

Lina: I like the big (4) in front.

Omar: I'm glad you like it.



Dialogue 2: Visiting my friend's house



Words to choose from: dining room – table – big – bedroom

Sara: Welcome to my new house.

Hana: Your house is very (1)

Sara: Let's eat in the (2)

Hana: There is a big (3) I like your new house.

Sara: Thanks! After lunch, we can play in my (4)

Hana: Great! I'm happy to be here.



Reading Comprehension

1- My house



Hello, my name is Jana. I live with my family in this house. There are five rooms in my house. I am in my bedroom doing my homework and listening to music. My sister and my father are in the living room. My sister is drawing a picture and my father is watching TV. My mother is in the kitchen; she is cooking dinner. My brother is in the bathroom. He is having a bath.

1- Read and write Yes or No:

- 1- Jana is in the living room. (.....)
- 2- Her father is sleeping in the bedroom. (.....)
- 3- Her sister is drawing in the living room. (.....)
- 4- Her mother is cleaning in the kitchen. (.....)
- 5- Her brother is in the bathroom. (.....)
- 6- Her brother is playing football. (.....)

Make Connections to Your Life

When you read, think: "Does this remind you of your house? What is the same? What is different?"



2- And now. Answer about your house.

1- How many rooms are in your house?

.....

2- What do you like to do in your bedroom?

.....

3- Who watches TV in your house?

.....

4- Who cooks in your house?

.....

5- What do you like to eat for dinner?

.....

6- Is your house big or small?

.....

3- Draw your bedroom. What is in it?

.....

2- A Busy Day at Home

Our house is so busy today! Mum is cooking spaghetti in the kitchen. My baby brother is playing with his toy cars in the living room. My big sister is doing her homework in her bedroom. My dad is having a bath. My grandma is planting flowers in the garden. I am helping her water the plants. We all have something to do, and our home feels full of life!

1- Choose the correct answer:

1. Who is cooking spaghetti in the kitchen?
 - a) Dad
 - b) Mum
 - c) Grandma

2. What is the baby brother playing with?
 - a) Toy cars
 - b) Homework
 - c) Flowers

3. Where is the big sister doing her homework?
 - a) Garden
 - b) Living room
 - c) Bedroom

4. Who is planting flowers in the garden?
 - a) Grandma
 - b) Mum
 - c) Dad

5. What am I helping my grandma do?
 - a) Cook spaghetti
 - b) Water the plants
 - c) Play with cars

6. Who is having a bath?

- a) Dad
- b) Baby brother
- c) Big sister

2- Match the person to what they are doing:

Person

Mum

Baby brother

Big sister

Dad

Grandma

Me

Activity

a) Playing with toy cars

b) Cooking spaghetti

c) Doing homework

d) Having a bath

e) Planting flowers

f) Watering plants

3- Complete the sentence:

Students fill in blanks with their own life.

1- In my house, my is cooking.

2- I like to play with

3- My does homework in the room.

Listening 1

The house: My favorite room

There are three people (**Jess, David** and **Tony**) talking about their favorite rooms. What is in their rooms?

Link: [The house: My favourite room – A1 English Listening Test - Test-English](#)

Write FIVE things for each person in their room:

(single bed - double bed – cupboard – desk – lamp – sofa- cooker – table – chairs – sink
– fridge – paintings – rug – shelves)

1- What's in Jess's favourite room? Choose FIVE things

.....
.....
.....
.....
.....

2- What's in David's favourite room? Choose FIVE things

.....
.....
.....
.....
.....

3- What's in Tony's favourite room? Choose FIVE things

.....
.....
.....
.....
.....

Listening 2

My room

A conversation between two friends about Ben's bedroom and its furniture.

Link: [Beginner Listening Exercise - My Room](#)

Listen and choose the best answer for each question:

1. Ben has a small but nice room.

- True
 False

2. There is no desk in Ben's room.

- True
 False

3. Ben has a TV in his room.

- True
 False

4. Ben likes reading books.

- True
 False

5. The bathroom is in Ben's room.

- True
 False

6. Ben can't see the park from his room.

- True
 False

Speaking

Speaking Task: My house

Talking About My House

Look at the picture of a house and think about your own house.



- How many rooms are in your house?
- Who lives in your house?
- What do you like to do in your house?
- What is your favorite room in your house?
- Do you have a garden or balcony? What do you do there?
- Where do you play in your house?

Criterion	Score	Comments
Content	____ / 5	
Fluency	____ / 5	
Vocabulary	____ / 5	
Grammar	____ / 5	

Writing

Read:


This is my bedroom. My bedroom is small and colorful. I have a bed, a desk, and many toys. My favorite thing is my teddy bear. I like to play and draw in my bedroom. My bedroom is special because I feel happy there.

Instructions:

Write about your bedroom.

- 1- This is my
- 1- My bedroom is (big / small / colorful / cozy)
- 2- In my bedroom, I have (bed / toys / books / desk / chair)
- 3- My favorite thing in my bedroom is
- 4- I like toin my bedroom. (play / read / sleep / draw / study)
- 5- My bedroom is special because

Draw a picture of your bedroom.



Now it's your turn

Look at the picture and describe it

Write 3 sentences about it using these words.

(bed – toys – desk – chair – books – colorful – small – big – play – read)



.....

.....

.....

.....

.....

.....

Criterion	Score	Comments
Content	___ / 5	
Fluency	___ / 5	
Vocabulary	___ / 5	
Grammar	___ / 5	

Critical Thinking

Topic: My Dream House

Objective:

Students will use thinking skills to imagine and describe their dream home.

Step 1: Imagine Your Dream House

- What does your dream house look like?
- How many rooms does it have?

Activity: Draw your dream house. Include details like rooms, garden, pool, or anything you like.

Step 2: Describe Your House

- What color is your house?
- Who will live with you?

Activity: Write 2–3 sentences about your dream house.

Example: “My dream house is pink. I have a big bedroom and a garden. I live with my family.”

Step 3: Share Your Dream House

- Share your drawing and sentences with friends and your teacher.

Project

My house

Objective:

Students will describe their house, its rooms, and the people who live there.

Materials Needed:

- Drawing paper or notebook
- Crayons, markers, or colored pencils
- Glue, scissors (optional)
- Pictures (optional)

Steps for the Project:

1- Draw Your House:

Draw a picture of your house from the outside like garden, windows and the rooms.

2- Who Lives in Your House?

Write the names of your family members:

Examples: "My dad is in the kitchen." - "My sister is in her bedroom."

3- What Do You Like to Do?

Write 2–3 sentences about your favorite activities at home:

Examples: "I like to play in the garden." - "I like to read in my bedroom."

4- Decorate:

Color your drawing and add stickers or cut-out pictures if you like.

Unit four

Review

Part one: Vocabulary

1- Write the correct word under each picture:



.....



.....



.....



.....



.....



.....

2- Fill in with these words:

(eating – sleeping – cooking – cleaning – watching TV)

1- Mum is spaghetti in the kitchen.

2- My baby brother is his dinner.

3- Dad is in his bedroom.

4- I amin the living room.

5- Grandma is the house.

Part two: Grammar

3- Read the questions and choose the correct answer:

1- Is there a bed in the bedroom? (√)

- Yes, there is. / No, there isn't.

2- Is there a TV in the living room? (√)

- Yes, there is. / No, there isn't.

3- Is there a fridge in the kitchen? (√)

- Yes, there is. / No, there isn't.

4- Is there a chair in the garden? (X)

- Yes, there is. / No, there isn't.

5- Is there a toy on the floor? (X)

- Yes, there is. / No, there isn't.

4- Correct the verb:

1- What's she doing?

- She's (clean)

2- What's he doing?

- He's (eat)

3- What's she doing?

- She's (drink)

4- What's he doing?

- He's (sleep)

5- What's she doing?

- She's (read)

Unit 5

Cool clothes



Vocabulary 1:

Word	Picture	Definition
dress (n.)		- A piece of clothing for girls or women that covers the body and goes down to the legs. Example: She wears a blue dress.
gloves (n.)		- A piece of clothing worn on the hands to keep them warm or to protect them. Example: I wear gloves in winter to keep my hands warm.
hat (n.)		- A covering for the head. Example: I wear a hat on sunny days.
jacket (n.)		- Clothes you wear on top to keep you warm. Example: I wear a jacket when it is cold.
shirt (n.)		- Clothes you wear on the top part of your body, usually with sleeves. Example: I wear a shirt every day.
shoes (n.)		- Things you wear on your feet for walking or running. Example: My new shoes are black.
skirt (n.)		- A piece of clothing that starts at the waist and hangs down, it's for girl. Example: My sister has a pink skirt.
socks (n.)		- Clothes you wear on your feet before shoes to keep them warm and clean. Example: I wear socks with my shoes.
trousers (n.)		- Clothes that cover your legs, with a part for each leg. Example: My trousers are grey.
T-shirt (n.)		- A light shirt with short sleeves. Example: I wear a T-shirt in summer.

1- Read and complete the missing letters:

1- dr_ss



2- shi_t



3- j_cket



4- h_t



5- tro_sers



2- Match the words and the pictures:

1- T- shirt



2- shoes



3- gloves



4- socks



5- skirt



3- Choose the correct answer from a, b, c or d:



1. She wears a red to the party.

- a- dress b- jacket c- gloves d- trousers

2. I wear on my feet to walk outside.

- a- hat b- shirt c- shoes d- gloves

3. I wear a when it is cold.

- a- jacket b- skirt c- dress d- T-shirt

4. We put on before our shoes.

- a- skirt b- trousers c- hat d- socks

5. She puts onwhen it is sunny.

- a- hat b- dress c- shoes d- jacket

6. He likes wearing a with short sleeves in summer.

- a- jacket b- socks c- dress d- T-shirt

7. Sarah has an orange

- a- skirt b- socks c- gloves d- shoes



8. I wear to keep my hands warm.

- a- shirt b- skirt c- gloves d- hat

9. My has long sleeves.

- a- skirt b- jacket c- shirt d- shoes

10. He wears blue to school.

- a- trousers b- hat c- socks d- jacket

4- Choose the correct answer to complete the text:

Our clothes

gloves – trousers – dress – skirt – hat

Anna wears a red (1)



Dad wears brown (2)



Mum wears a blue (3)



Jana wears a big (4)

We all wear warm (5)



5- Choose the correct answer to complete the text:

jacket – t-shirt – shoes – socks

Getting ready for school

I wear my (1) Then, I put on my warm (2)

..... After that, I wear my brown (3) Before I go

outside, I wear my (4) because, it's cold outside.



6- Rearrange the following sentences:

1- blue – **My socks** – are.

.....

2- wears – shirt – **He** – white – a.

.....

3- dress – **Anna** – a – wears – red.

.....

4- are – **His shoes** – black.

.....

5- jacket – in – wear – **We** – a – warm.

.....

6- pink – wears – a – **My sister** – skirt.

.....

7- on – **She** – hat – sunny – wears – days.

.....

8- cold – it's – **We** – gloves – when – wear.

.....

9- a – T-shirt – wears – yellow – **My brother**.

.....

10- trousers – **I** – have – blue.

.....

Grammar 1

Present continuous: am / are / is + verb + -ing

What **are** you **wearing**?

I'm **wearing** a red dress.

My sister's **wearing** a green dress.

Present Continuous Tense

to talk about something **happening now**.

- I → am + verb + ing → *I am playing.*
- He / She / It → is + verb + ing → *She is reading.*
- You / We / They → are + verb + ing → *They are running.*

This tense tells us what someone is **doing right now**.

Examples:

- I am eating. 🍎
- He is drawing. 🖍️
- We are playing. ⚽



1- Fill in with (am – is – are):

- 1- I walking.
- 2- My brother having a bath.
- 3- She talking.
- 4- It sleeping.
- 5- You singing.
- 6- We drawing.
- 7- They dancing.
- 8- She playing.
- 9- My mother cooking.
- 10- He eating.

I	am	reading.
---	----	----------

He	is	reading.
She		
It		

You	are	reading.
We		
They		

2- Correct the verb:

- 1- I am (read) a book.
- 2- He is (eat) an apple.
- 3- We are (play) football.
- 4- She is (sing) a song.
- 5- They are (jump) rope.
- 6- I am (write) a letter.
- 7- You are (draw) a cat.
- 8- He is (clean) the garden.
- 9- She is (cook) dinner.
- 10- We are (watch) TV.

3- Look at the pictures and answer “What are they doing?”:

using helping verb: eating – watching – jumping – painting – singing



.....



.....



.....



.....



.....

4- Fill in the blank:

Use **am / is / are + verb + -ing**.

Example:

What **is** she **wearing**?

→ She **is wearing** a dress.

1- What _____ you _____? (eat)

→ I _____ an apple.

2- What _____ your sister _____? (read)

→ She _____ a storybook.

3- What _____ the boy _____? (draw)

→ He _____ a picture.

4- What _____ your friends _____? (play)

→ They _____ football.

5- What _____ the baby _____? (drink)

→ The baby _____ milk.

6- What _____ your father _____? (cook)

→ He _____ pasta.

7- What _____ the girl _____? (wear)

→ She _____ a skirt.

8- What _____ your brothers _____? (watch)

→ They _____ TV.



9- What _____ your mother _____? (clean)

→ She _____ the kitchen.

10- What _____ he _____? (do)

→ He _____ his homework.

Vocabulary 2:

Word	Picture	Definition
brown (adj.)		- It is a color. It looks like the color of chocolate or wood. E.g.: The dog has brown fur.
pink (adj.)		- It is a color, like strawberries, flowers, or cotton candy. E.g.: The flowers are pink.
purple (adj.)		- It is a color. Grapes and some flowers are purple. E.g.: She has a purple hat.
a shelf (n.)		- A shelf is a flat board where you can put things like books, toys, or dishes. E.g.: There are books on the shelf.
a wardrobe		- A wardrobe is a big cupboard where you keep your clothes. E.g.: My clothes are in the wardrobe.

1- Read and complete the missing letters:

1- p_nk

2- p_rple

3- b_own

4- sh_lf

5- w_rdrob_



2- Match the words and the pictures:

1- shelf

2- purple

3- brown

4- pink

5- wardrobe



3- Choose the correct answer from a, b, c or d:

1. The chocolate cake is

a- pink

b- purple

c- brown

d- wardrobe

2. The cups are on the

a- shelf

b- pink

c- purple

d- brown

3. My clothes are in the.....

a- purple

b- pink

c- wardrobe

d- shelf

4. The flowers in the garden are

a- pink

b- brown

c- shelf

d- wardrobe

5. The grapes are

a- purple

b- shelf

c- wardrobe

d- brown

6. I hang my jacket in the

a- pink

b- purple

c- brown

d- wardrobe

7. The cat has..... eyes.

a- pink

b- brown

c- wardrobe

d- purple

8. My teacher puts the books on the

a- shelf

b- pink

c- purple

d- brown

9. My sister is wearing a dress.

a- wardrobe

b- brown

c- shelf

d- shelf



10. I keep my dresses in the

a- pink

b- purple

c- brown

d- wardrobe

4- Choose the correct answer to complete the text:

My bedroom

pink – wardrobe – brown – shelf



My bedroom is small but nice. I have a big (1) where I keep my clothes. On the wall, there is a (2) with my books and toys. My bed is (3) and my blanket is (4)

5- Choose the correct answer to complete the text:

Cleaning my room

pink – wardrobe – brown – shelf

Today I am cleaning my room. I put my dresses in the (1) I put my books on the (2) My table is (3) and my chair is (4)



6- Rearrange the following sentences:

1- a pink – **She** – wearing – is – hat.

.....

2- have – a – **I** – toy – purple.

.....

3- the – **The books** – on – shelf – are.

.....

4- pink – **The flowers** – are.

.....

5- has – **He** – brown – a – chair.

.....

6- are – **The toys** – shelf – the – on.

.....

7- the – wardrobe – in – **My clothes** – are.

.....

8- are – **The grapes** – purple.

.....

9- bed – next to – **The wardrobe** – my – is.

.....

10- trousers – **He** – wearing – is – brown.

.....

Grammar 2

Questions with *that* and *those*

Question		Answer		
What's	that?	That's	my pink hat.	<i>What's = What is</i>
What are	those?	Those are	my brown trousers.	<i>That's = That is</i>

that = one thing

those = two or more things/plurals

🔑 **THAT = 1 thing (singular) one thing far away**

Example:

- ? *What's that?* → *That's my red bag.*



🔑 **THOSE = 2 or more things (plural) many things far away**

Example:

- ? *What are those?* → *Those are my shoes.*



1- Choose the correct answer:

- 1- (That / Those) is my green bag.
- 2- (That / Those) are my shoes.
- 3- (That / Those) is my teacher.
- 4- (That / Those) are my friends.
- 5- (That / Those) is my cat.
- 6- (That / Those) are my pencils.
- 7- (That / Those) is my blue hat.
- 8- (That / Those) are my socks.

9- (That / Those) is my red car.

10- (That / Those) are my books.

2- Fill in the blanks:

1- What's? → That's my school bag.

2- What are? → Those are my shoes.

3- What's? → That's my toy car.

4- What are? → Those are my crayons.

5- What's? → That's my blue pen.

6- What are.....? → Those are my books.

7- What's? → That's my red hat.

8- What are? → Those are my trousers.

9- What's? → That's my chair.

10- What are? → Those are my gloves.

3- Choose the correct sentence:

1- What's that?

- That is my book.
- Those are books.



2- What's that?

- That is a cat.
- Those are cats.




3- What are those?

- That is my shoes.
- Those are shoes.



4- What's that?

- That is a dolphin.
- Those are dolphins.



5- What's that?

- That is a ball.
- Those are balls.



6- What are those?

- That is a crayon.
- Those are crayons.



7- What are those?

- That is a dog.
- Those are dogs.




8- What's that?

- That is a bike.
- Those are bikes.



9- What are those?

- That is a tree.
- Those are trees.



10- What's that?

- That is a girl.
- Those are girls.



Skills

Dialogues:

Dialogue 1: At the clothing shop



Words to choose from: try – dress – beautiful – inside

Lina: Wow! Look at that purple (1)

Mom: Yes, it's very (2) Do you like it?

Lina: Yes, I love it! Can I (3) it?

Mom: of course, let's go (4) the shop.

Lina: Yay! And I like those shoes too!



Dialogue 2: At the park



Words to choose from: T-shirt – skirt – shoes – wearing

Mona: Hi, Ali! What are you (1)

Ali: I am wearing a green (2) and blue shorts.

Mona: Nice! I am wearing a red (3) and pink shoes.

Ali: Your (4) are nice.

Mona: Thank you, Ali.



Reading Comprehension

1- Dressing for weather

Anna looks outside. It is rainy day. She puts on her yellow raincoat and red boots. She takes her umbrella and goes outside. The next day is sunny. Anna wears a pink dress and a hat. She eats an ice-cream at the park. On Monday, it is snowy. Anna wears a warm coat, gloves and a scarf. She builds a snowman with her brother.



Anna learns to dress for the weather!

1- Choose the correct answer: (Compare and Contrast)

1- What does Anna wear on a rainy day?

- a) A pink dress
- b) A yellow raincoat and red boots
- c) Warm coat and scarf

2- What does Anna wear on a sunny day?

- a) A yellow raincoat
- b) Warm coat
- c) A pink dress and hat

3- What does Anna wear on a snowy day?

- a) T-shirt and shorts
- b) Gloves, scarf, and coat
- c) Umbrella and boots

4- What is the same about Anna's clothes every day?

- a) She wears clothes every day.
- b) She wears a hat every day.
- c) She wears gloves every day.

5- How are her clothes different each day?

- a) They are the same color every day.
- b) They match the weather.
- c) She wears shoes only.

2- Match the weather with the clothes Anna wears:

Clothes:

- a) Pink dress and hat
- b) Warm coat, gloves, scarf
- c) Yellow raincoat and red boots

- Rainy day →
- Sunny day →
- Snowy day →

2- Seasons



Summer is my favorite season. I like to go to the beach and collect seashells. In summer, the weather is hot. We wear light clothes like t-shirts, shorts, dresses, and sandals. I don't like winter. I don't like building snowman. In winter, the weather is cold. We wear heavy clothes like coats, jackets, scarves, and boots. I wish it was summer every day.

Seasons – Choose the correct answer:

1. What is the weather like in summer?

- a) Cold
- b) Hot
- c) Rainy

2. What is the weather like in winter?

- a) Hot
- b) Cold
- c) Warm

3. What clothes do people wear in summer?

- a) Jackets and scarves
- b) T-shirts and shorts
- c) Coats and boots

4. What clothes do people wear in winter?

- a) Dresses and sandals
- b) Light clothes
- c) Heavy clothes like coats

5. What do people like to do in summer?

- a) Build a snowman
- b) Go to the beach
- c) Wear gloves

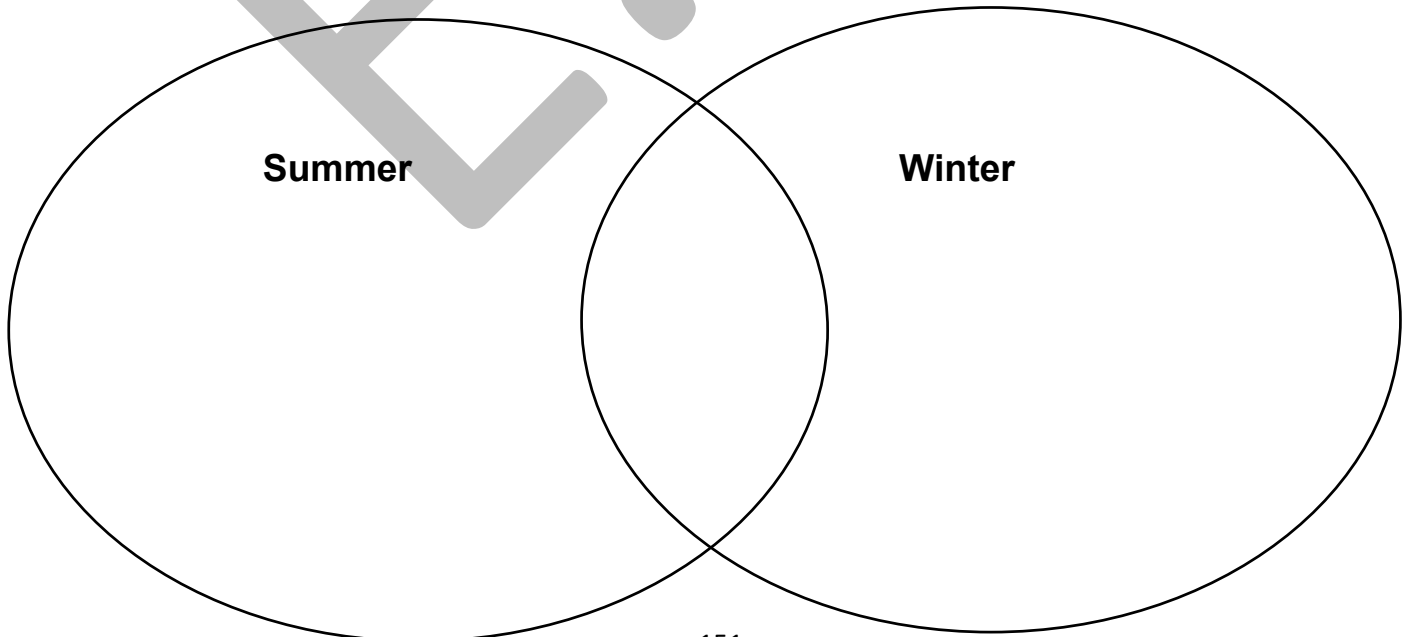
6. What do people do in winter?

- a) Eat ice cream at the park
- b) Build a snowman
- c) Collect seashells

3- Compare and contrast: Summer / Winter

In each part write the correct sentence:

- hot, light clothes and beach
- cold, heavy clothes and snowman
- Both are seasons, people wear clothes



Listening 1

Listen to Sophie and James plan their shopping for a party.

Link: [Beginner Listening Exercise - Shopping for a Party](#)

1- Listen again. Read the sentences below and write ONE word from the conversation in each gap:

jeans – bus – wear – red – grey – blue

1. Sophie needs something new to for the party.
2. James thinks a dress would be perfect for Sophie.
3. James usually wears black or shirts.
4. Sophie suggests James buys a green or shirt.
5. James thinks his black are okay.
6. They decide to meet at the stop at two o'clock.

2- Read the sentences below. Are they True or False?

- 1- The party is on Sunday. ()
- 2- Sophie wants to buy a new skirt. ()
- 3- James wants to buy new trousers. ()
- 4- James's brown shoes are new. ()
- 5- Sophie thinks James looks good in green. ()
- 6- They plan to go shopping tomorrow. ()



Listening 2

Link: [Shopping for the Day - Randall's ESL Cyber Listening Lab](#)

Listen to the recording and answer the questions:

1- What is the girl shopping for?

- a) a present for a friend
- b) a present for her mother
- c) a present for her father

2- How much is the black wallet?

- a) \$49.95
- b) \$40.95
- c) \$44.95

3- Why doesn't the girl like the brown wallet?

- a) She doesn't like the color.
- b) It's too big and heavy.
- c) There isn't a place to put pictures.

4- About how much does the girl have to spend?

- a) \$5.00
- b) \$13.00
- c) \$10.00

5- What does the girl decide to buy?

- a) a tie
- b) a brown belt
- c) a black wallet

Speaking


Speaking Task: About People clothes

Describe the pictures of people are wearing different clothes



- What is the boy wearing?
- What is the girl wearing?
- What color is her dress?
- Is the man wearing a coat?
- Is the baby wearing shoes or sandals?

Read and number:



- I am wearing a yellow t-shirt and a brown skirt.
- I am wearing a red jacket, grey trousers and grey shoes.
- I am wearing a pink t-shirt and red shorts.
- I am wearing a pink dress and purple shoes.
- I am wearing a blue shirt and brown trousers.
- I am wearing a blue shirt, grey trousers and brown shoes.
- I am wearing a blue t-shirt, a blue skirt and red shoes.
- I am wearing a purple dress and blue shoes.

Criterion	Score	Comments
Content	___ / 5	
Fluency	___ / 5	
Vocabulary	___ / 5	
Grammar	___ / 5	

Writing

Activity One: Look at the picture and write three sentences about the clothes the people are wearing.

Words for Clothes

(shirt – trousers – shoes – socks – hat – jacket – boots)



.....

.....

.....

.....

.....

Activity Two: Read, color the pictures then describe it.



- 1 Colour the boy's pants green.
- 2 Colour the girl's T-shirt purple.
- 3 Colour the boy's shoes black.
- 4 Colour the girl's skirt blue.
- 5 Colour the girl's shoes yellow.

.....

.....

.....

.....

Criterion	Score	Comments
Content	___ / 5	
Fluency	___ / 5	
Vocabulary	___ / 5	
Grammar	___ / 5	

Critical thinking

Topic: Clothes for Different Situations

1. Look and Think

Ask students:

- Which clothes do we wear when it is cold?
- Which clothes do we wear to the beach?
- Which clothes do we wear to sleep?



2. Compare and Contrast

Ask students:

- How are they the same?
- How are they different?
- When would you wear each one?



3. Problem Solving

- “It is raining outside. You need to go to school. What will you wear?”
- “It is very hot. You want to play outside. What will you wear?”

4. “Why is it important to wear the right clothes for different weather and activities?”

Project

“My Clothes Around the World”

Objective:

Students will learn about different types of clothes, compare them, and share their favorite clothes.

Steps:

1. Draw or Paste Your Clothes

- Draw yourself wearing your favorite clothes **today**.
- Color your clothes carefully.

2. Clothes in Other Countries

- Look at pictures of clothes people wear in other countries.
- Draw or paste **one example** from another country.

3. Compare Clothes

- Answer simple questions:
 - How are your clothes **the same** as the clothes in the picture?
 - How are they **different**?

4. Write a Few Sentences

- Use simple sentences:
 - “I am wearing a red T-shirt and blue shorts.”
 - “In Japan, people wear jackets in winter.”

5. Share Your Project

- Students can **show their drawing** and talk about their clothes and the clothes from other countries.

Unit five

Review

Part one: Vocabulary

1- Write the correct word under each picture:



.....



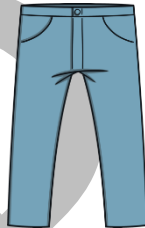
.....



.....



.....



.....



.....

2- Fill in with these words:

(shirt – wardrobe – shelf – gloves – jacket)

1- I put my toys on the

2- It's cold outside, wear your

3- My clothes are in the

4- I wear on my hands.

5- My favorite is blue and white.

Part two: Grammar

3- Correct the verb: (am/is/ are + verb + ing)

- 1- They (**play**) football.
- 2- He (**sing**).
- 3- My mum (**cook**) in the kitchen.
- 4- Tom (**jump**).
- 5- I (**draw**) a picture.
- 6- They (**listen**) to music.
- 7- My sister (**read**) a book.
- 8- We (**watch**) TV in the living room.
- 9- My brother (**eat**) a sandwich.
- 10- You (**drink**) a milk.

4- Fill in with (That – Those):

- 1- is my friend.
- 2- are cats.
- 3- are trains.
- 4- is a carrot.
- 5- are birds.
- 6- is an apple.
- 7- are books.
- 8- is a house.

Sending support and good
wishes your way today,
and cheering you on

One step at a time - you're
doing just fine ♡



Your teacher/

تطبيق



مذكرات جاهزة للطباعة

لتحميل الملفات التعليمية مجاناً للمعلم والطالب

مذكرات وملازم / مراجعات وملخصات / امتحانات / كتب الوزارة /
أدلة المعلم / دفاتر التحضير / سجلات مدرسية / أوراق تأسيس

امسح الكود بموبايلك علشان تقدر تثبت التطبيق
وتقدر ف أي وقت تحمّل ال نفسك فيه ببلاش
هيغنيك عن البحث والجروبات والقنوات الكثيرة



تطبيق الموبايل لتحميل الملفات