


PRIMARY



1st Term 2026

Flashcards



Prepared by:

Mr Ragab Ahmed

01003932818

بِسْمِ اللَّهِ الرَّحْمَنِ الرَّحِيمِ

إخوتي وأحبتي الكرام،

إيماناً بقول النبي ﷺ: "إذا مات ابن آدم انقطع عمله إلا من ثلاث: صدقة جارية، أو علم يُنتفع به، أو ولد صالح يدعو له"، أقدم لكم هذا العمل التعليمي كصدقة جارية لروح والدي الحبيب - رحمه الله رحمة واسعة - وأسكنه فسيح جناته.

■ محتوى الملف

- بطاقات مصوّرة (**Flashcards**): لتعليم المفردات والتراكيب بطريقة بصرية شيقة.
- **Writing Skills**: تدريبات عملية على الكتابة خطوة بخطوة.
- **Review Units**: مراجعات شاملة على الوحدات لتعزيز الفهم وتثبيت المعلومات.
- تم إعداده وتصميمه بعناية ليكون سهل الاستخدام ومفيد للطلاب والمعلمين وأولياء الأمور.

■ دعوة خالصة

أرجو من كل من يستفيد من هذا المحتوى أن يتذكّر والدي بدعوة صادقة:
اللهم اغفر له وارحمه، واعفُ عنه، ونقّه من الخطايا كما يُنقى الثوب الأبيض من الدنس، اللهم اجعل قبره روضة من رياض الجنة، وافسح له فيه مدّ بصره، وارزقه الفردوس الأعلى بغير حساب ولا سابقة عذاب.

■ مجاني للجميع

هذا الملف سيكون متاحاً مجاناً على صفحات الفيسبوك والمنتديات التعليمية، ليصل النفع إلى أكبر عدد ممكن من أبنائنا الطلاب. فكل حرف يتعلمه طالب، وكل فائدة ينالها معلم أو ولي أمر، هي في ميزان حسنات والدي إن شاء الله.

■ ختاماً

لا تحرمونا من دعواتكم الطيبة، فالدعاء بظهر الغيب أحبّ ما يصل إلى الميت.
جزاكم الله خيراً، ووفق أبنائنا الطلاب إلى التفوق والنجاح.




Unit
1

Let's get started!


Learning Outcomes

- Use basic greetings and respond appropriately
 - Name at least 5-7 classroom objects correctly when shown pictures or real items
- Speaking**
- Ask and answer simple questions about classroom objects
 - Recognize and repeat phonics sounds for short vowels "a", "e", "i" in familiar words
-
- Recognize and read common greeting words
 - Match written words to pictures of classroom objects
 - Recognize simple sentences describing classroom objects
- Reading**
-
- Respond to simple greetings when spoken by the teacher or in short audio recordings
 - Identify vocabulary related to classroom objects
 - Follow simple classroom instructions during listening activities
- Listening**
-
- Write the names of classroom objects next to pictures
 - Complete simple sentences using classroom vocabulary
 - Reorder words to make correct sentences
- Writing**


Lesson 1



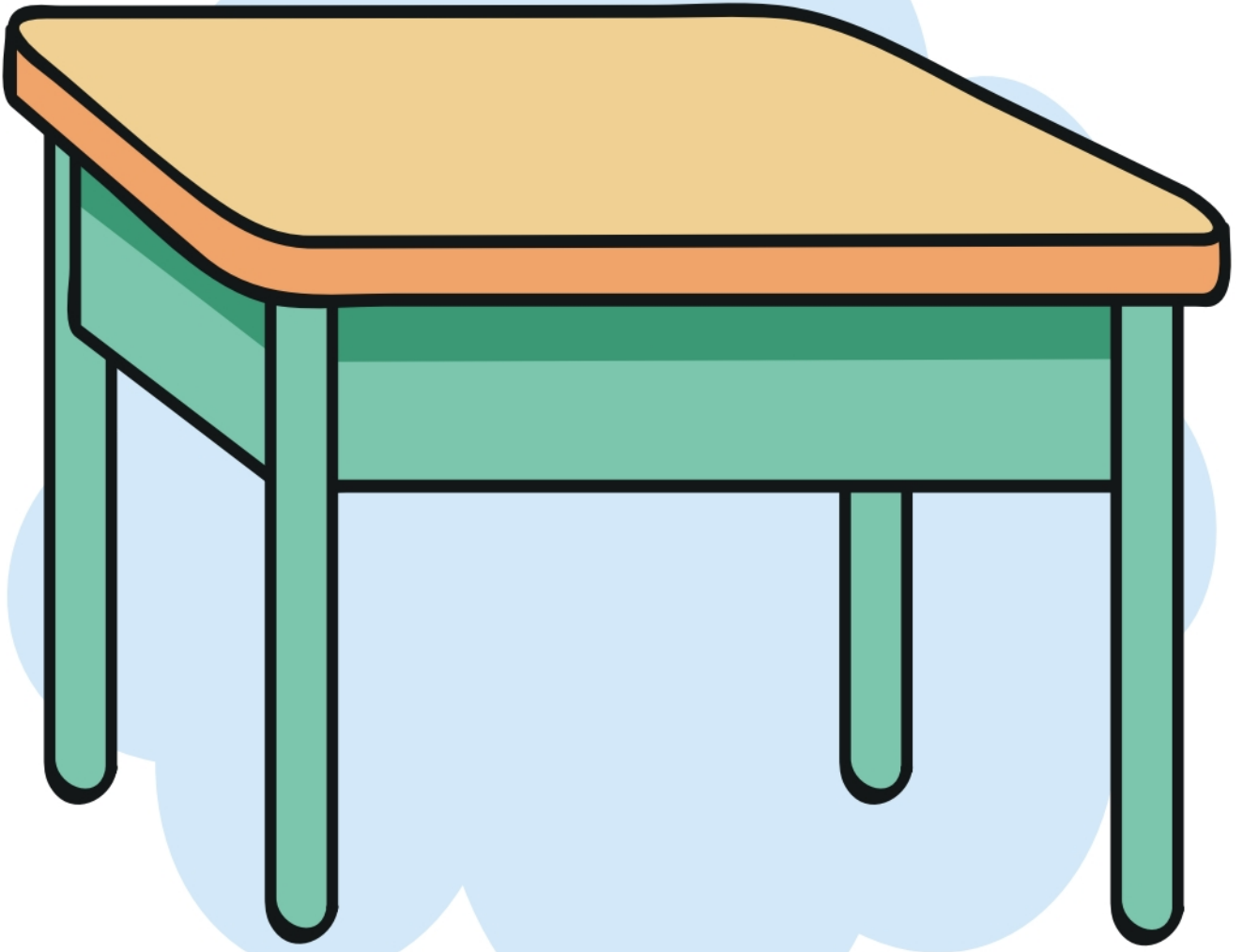
Hello!



teacher



chair



desk




**pupil =
student**



Goodbye!




pencil




friends



kind



morning




school




help


Lesson 2



cat



hat




fan



man




map

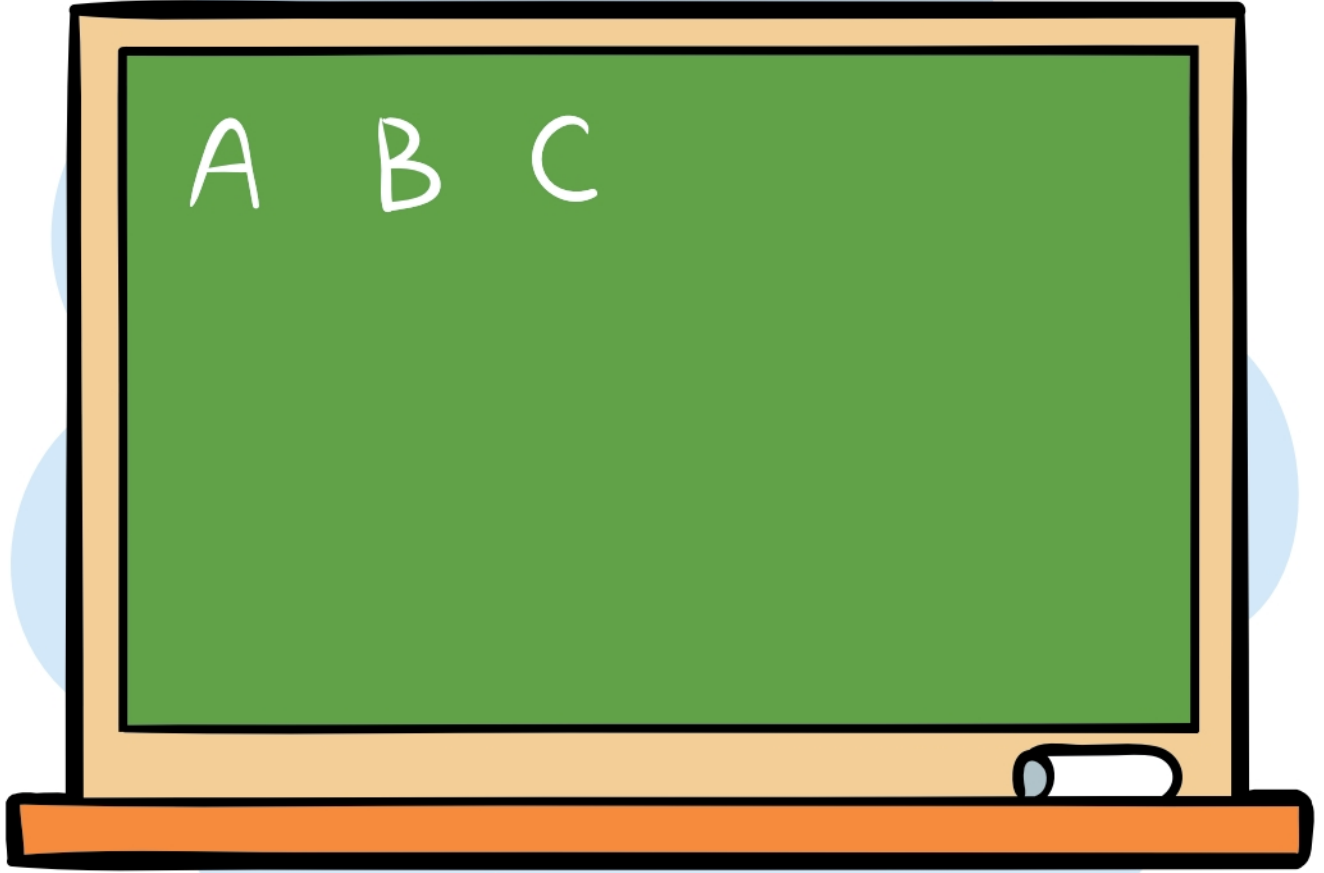


cap


$$4 \times 4 = 16$$




classroom




board



window



door



notebook




bag



pen




book



He


Lesson 3




board



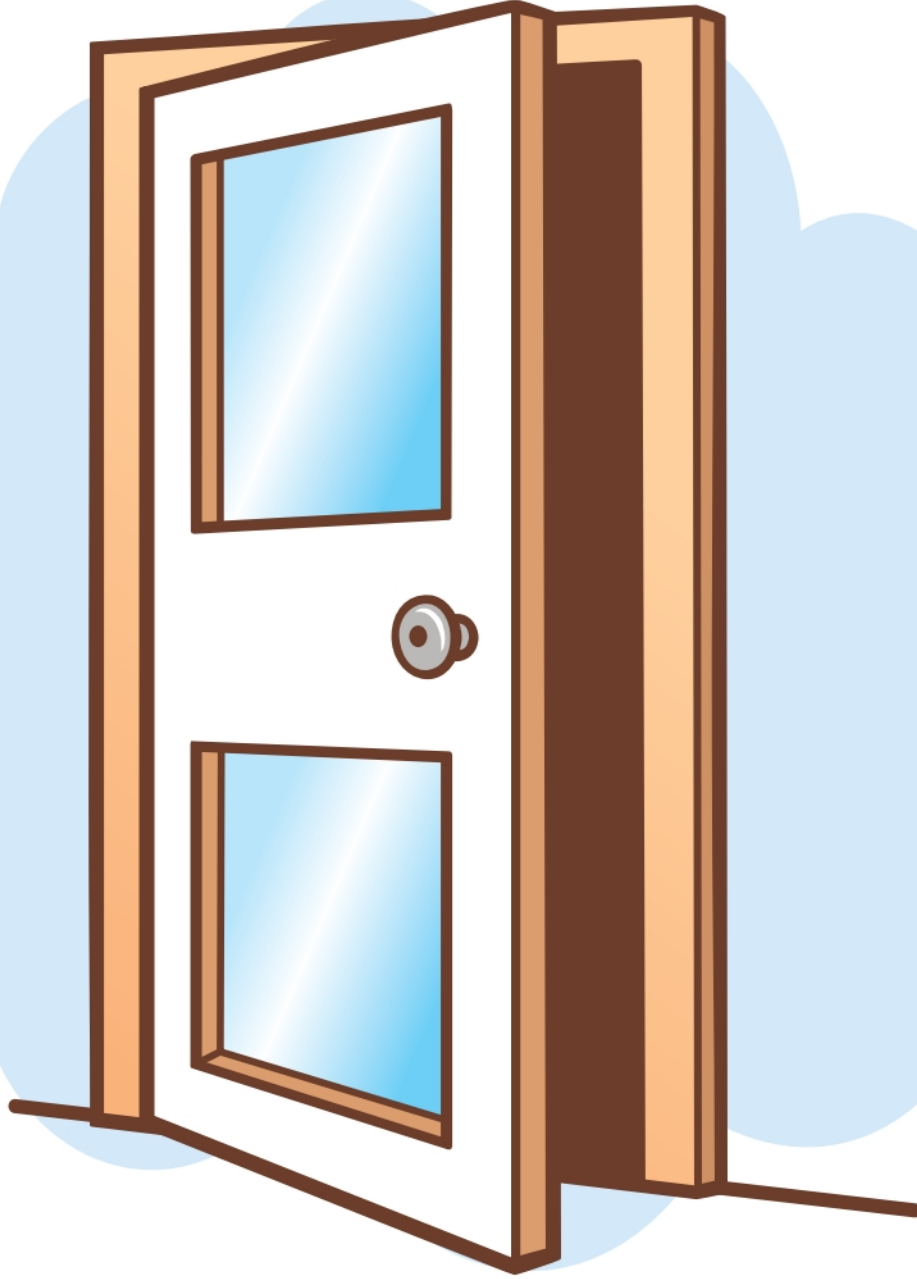
pencil case



window




eraser



door




bag



ruler



pencil



teacher


Lesson 4



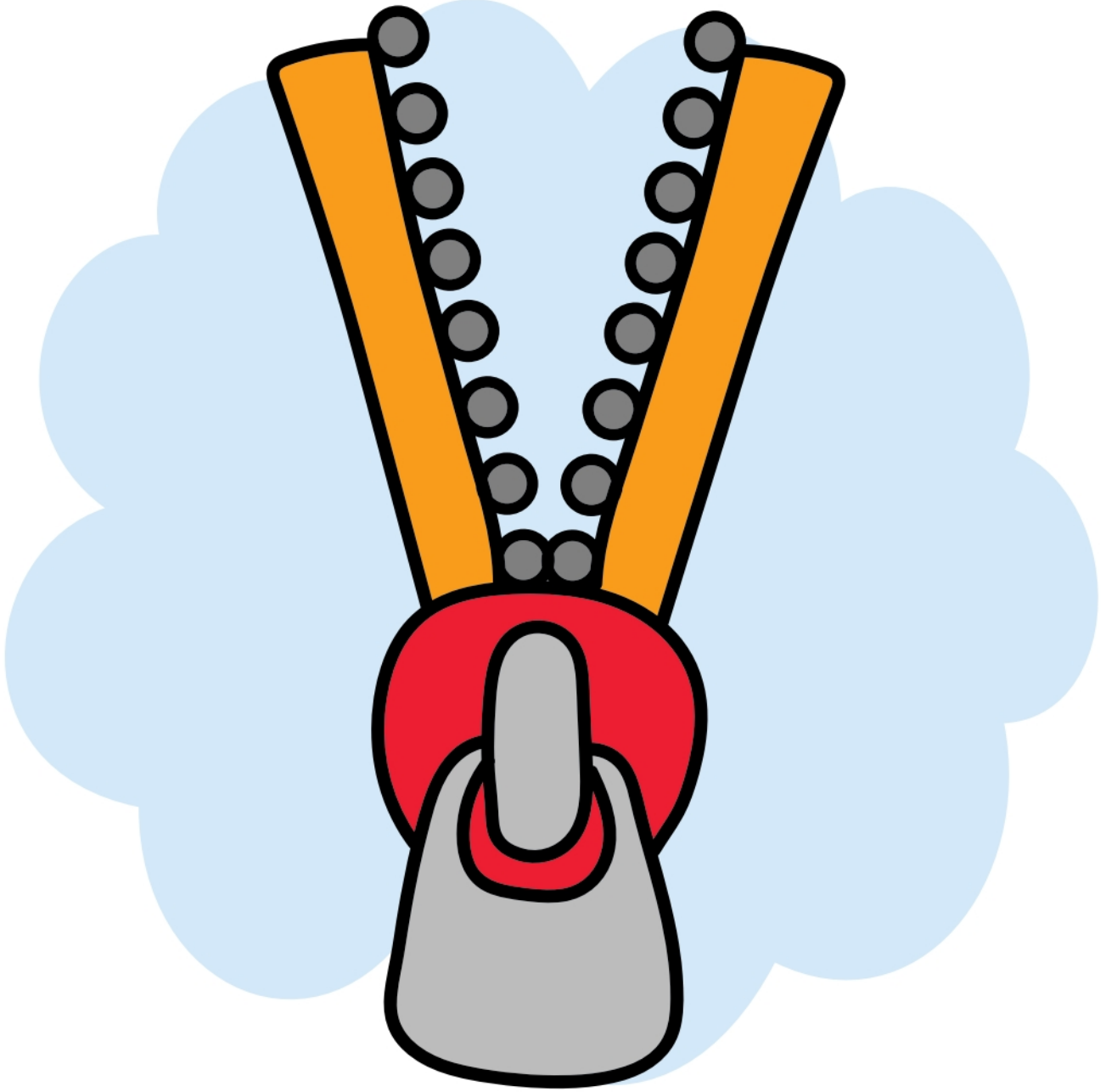
pen

10


ten



hen




zip



fig



bin



Unit
2

Colors, Shapes, and Numbers

Learning Outcomes

Speaking

- Name and describe colors, numbers, and shapes using simple sentences
- Ask and answer questions about colors, numbers, and shapes
- Recognize and repeat phonics sounds for short "o", short "u", and long "a"

Reading

- Differentiate between singular and plural nouns
- Match written words to corresponding colored shapes


Listening

- Identify color, number, and shape names when heard in simple instructions or descriptions
- Respond to simple questions appropriately
- Identify numbers from 1 to 10 and count by tens


Writing

- Write color, number, and shape words accurately
- Reorder words to form correct sentences
- Develop basic spelling skills by reordering letters to make words
- Label drawings using accurate color and shape words


Lesson 1




circle



square



triangle



blue



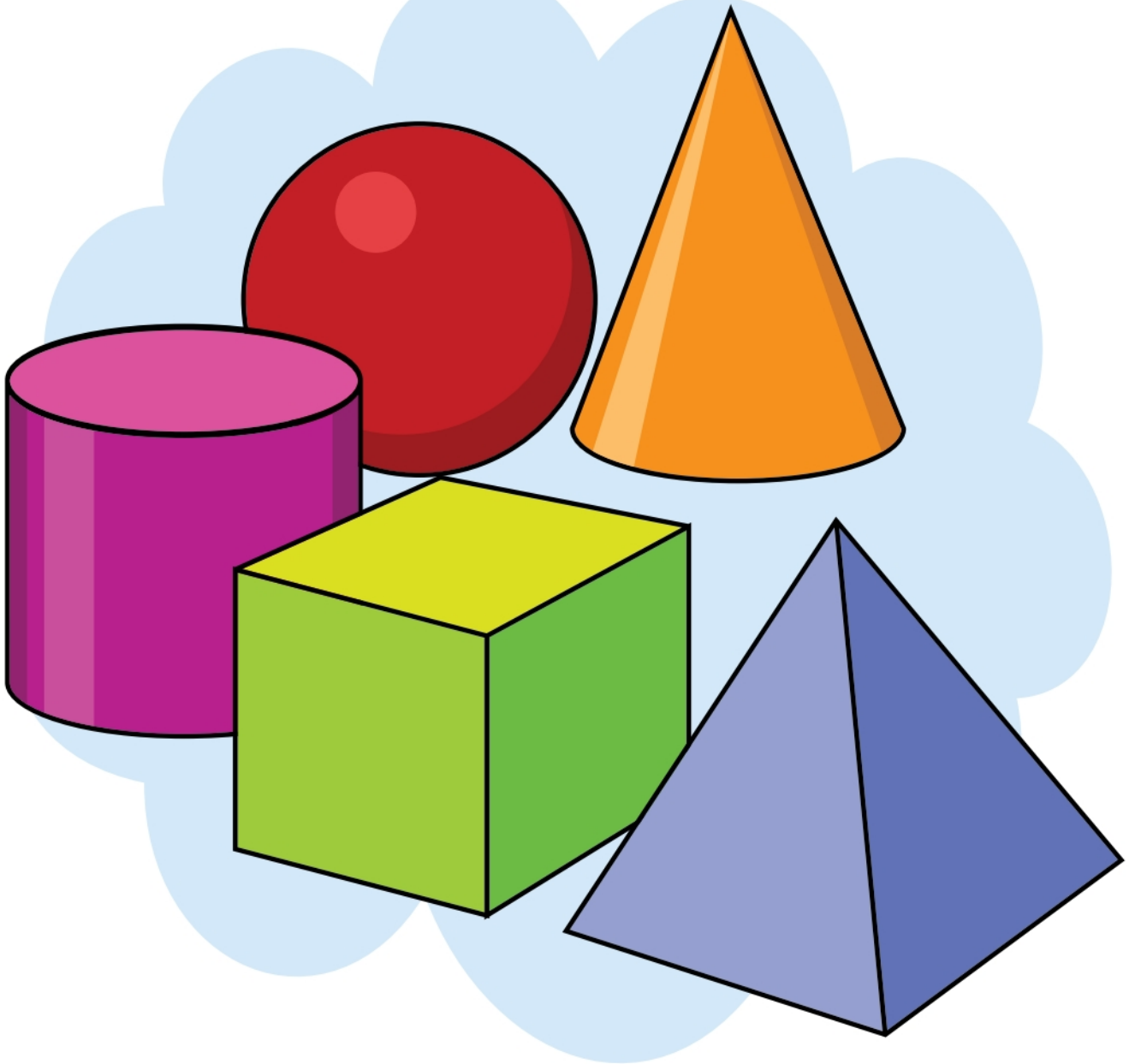
orange



green



numbers



shapes



colors


Lesson 2




dog



box



fox



sun




cup



bun

Lesson 3




one



two



three



four



five




six



seven




eight




nine



ten



ruler



notebook


Lesson 4



cake




lake




gate



cave



snake



grapes



Unit
3

Classroom Actions & Routines

Learning Outcomes

Speaking

- Use simple present tense to talk about classroom activities
- Ask and answer basic questions about classroom routines
- Use action verbs correctly in short pair or group dialog
- Recognize and repeat initial consonant sounds in classroom action words

Reading

- Recognize classroom action words
- Read simple sentences describing routines
- Recognize short classroom instructions in written form

Listening

- Identify related classroom vocabulary in short spoken sentences
- Follow simple classroom instructions given by the teacher

Writing

- Label pictures showing classroom actions and routines
- Write simple descriptive sentences about their own classroom routines
- Reorder words to form correct instructions or statements

Lesson 1



read




write




clean



draw



sit



stand



play



color



sing

Lesson 2



**Open your
book.**



**Close your
book.**



**Raise your
hand.**



Write your
name.



**draw a
circle**



clap



classroom


Lesson 3



write



read



draw



color



clean



play



sit



stand


Lesson 4



read



write



draw



clean



Unit
4

Everyday Life

Learning Outcomes

Speaking

- Use simple present tense sentences to describe family members and routines
- Use possessive adjectives correctly in speech
- Recognize and repeat phonics sounds for words with the “th” letter sound
- Recognize and repeat phonics sounds in long “o” and “u”

Reading

- Recognize family vocabulary words
- Read simple sentences describing family routines


Listening

- Understand when someone introduces family members
- Follow simple descriptions about daily activities


Writing

- Label family members in diagrams
- Write family words and simple routine sentences accurately
- Write short descriptive sentences about family members

Lesson 1



**father =
dad**




mother =
mom



sister



brother



grandmother



grandfather



family




bed



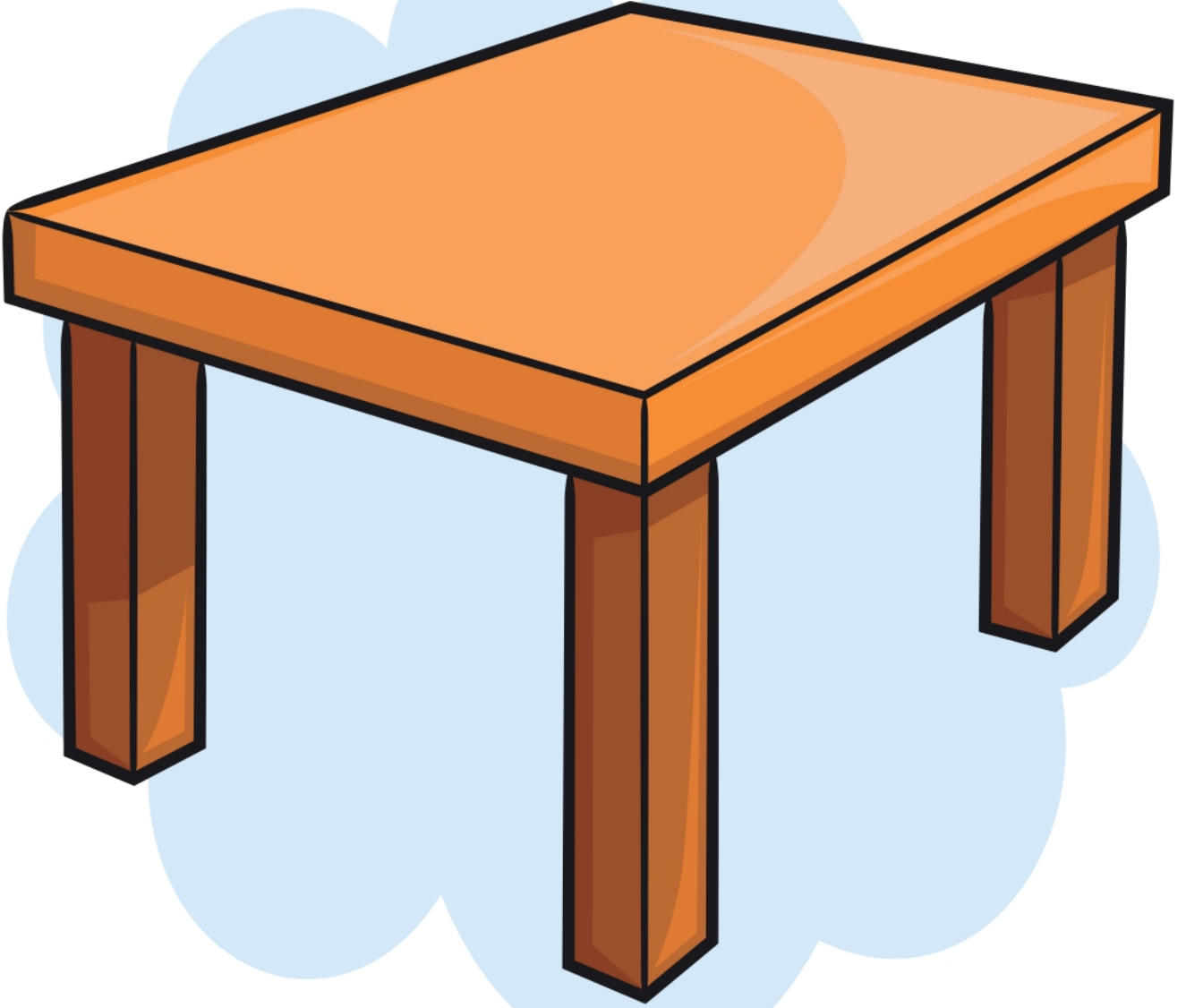
bag



tall



big



table



toys




bag



car


Lesson 2




rose




nose




cube




glue




red



net



cub



game



pencil case



home




kind

Lesson 3



wake up



eat



play



sleep



brush



read




wash



walk



school



morning



night



teeth

Lesson 4



thin



thick



thumb



thunder



math



teeth



wake up



brush



sleep



walk



school



eat
breakfast



Unit
5

My home

Learning Outcomes

Speaking

- Use simple sentences to describe rooms and furniture
- Use “there is” and “there are” correctly to describe items at home
- Answer and ask questions about location
- Recognize and repeat phonics sounds for “sh” and “th” words clearly in context

Reading

- Recognize vocabulary for home items and rooms
- Match sentences or words to pictures of household items and rooms
- Identify information about home arrangements in simple sentences

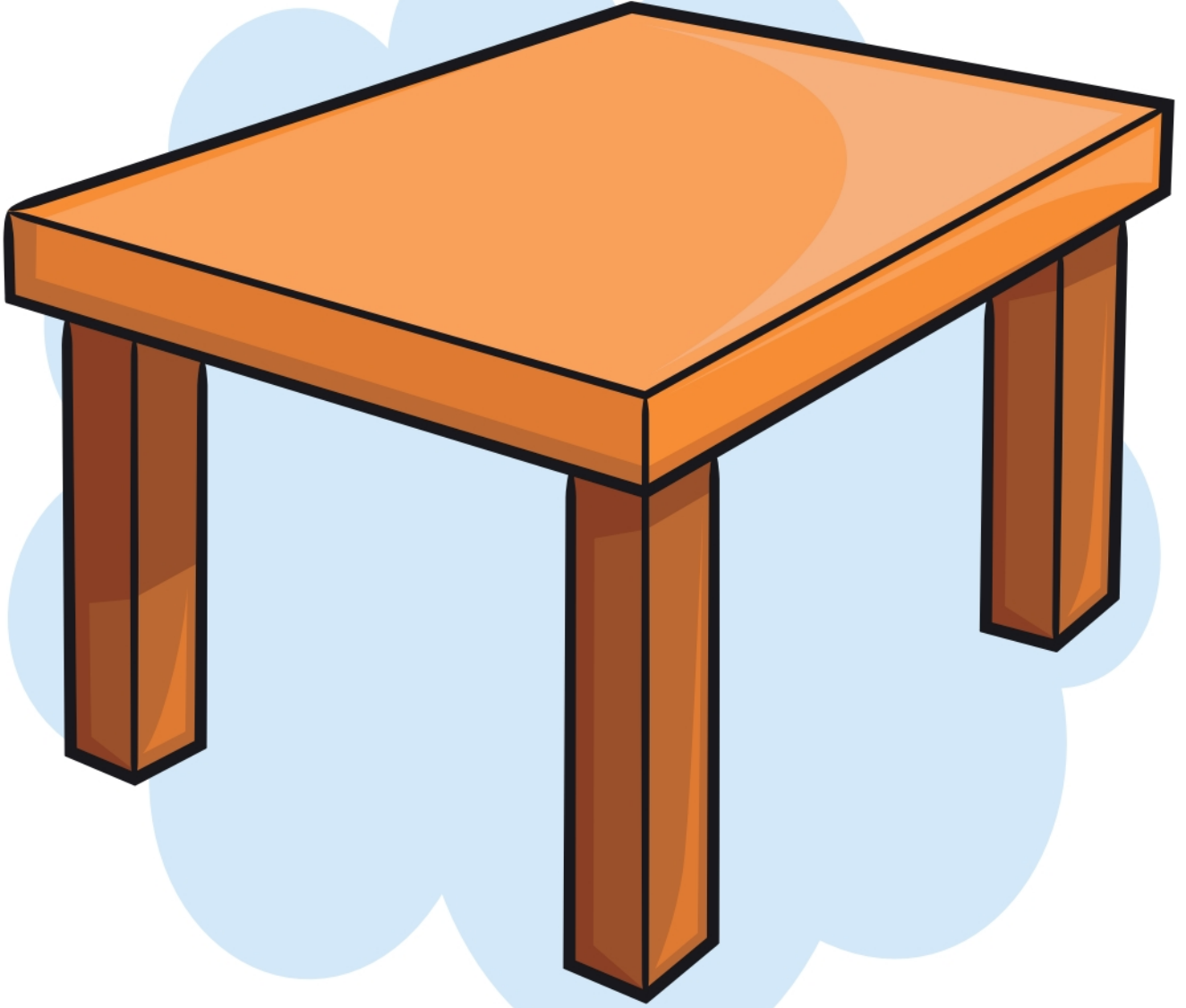
Listening

- Recognize household items and their locations
- Follow simple questions and answers about home
- Recognize prepositions of place in context


Writing

- Label pictures of rooms and objects
- Reorder words or sentences describing home items
- Write short descriptive sentences about their favorite room or items in their house

Lesson 1




table




chair



bed



door



window



Lamp



cup



plate



pencil




**home =
house**



ball




bird



sofa




tree



cat



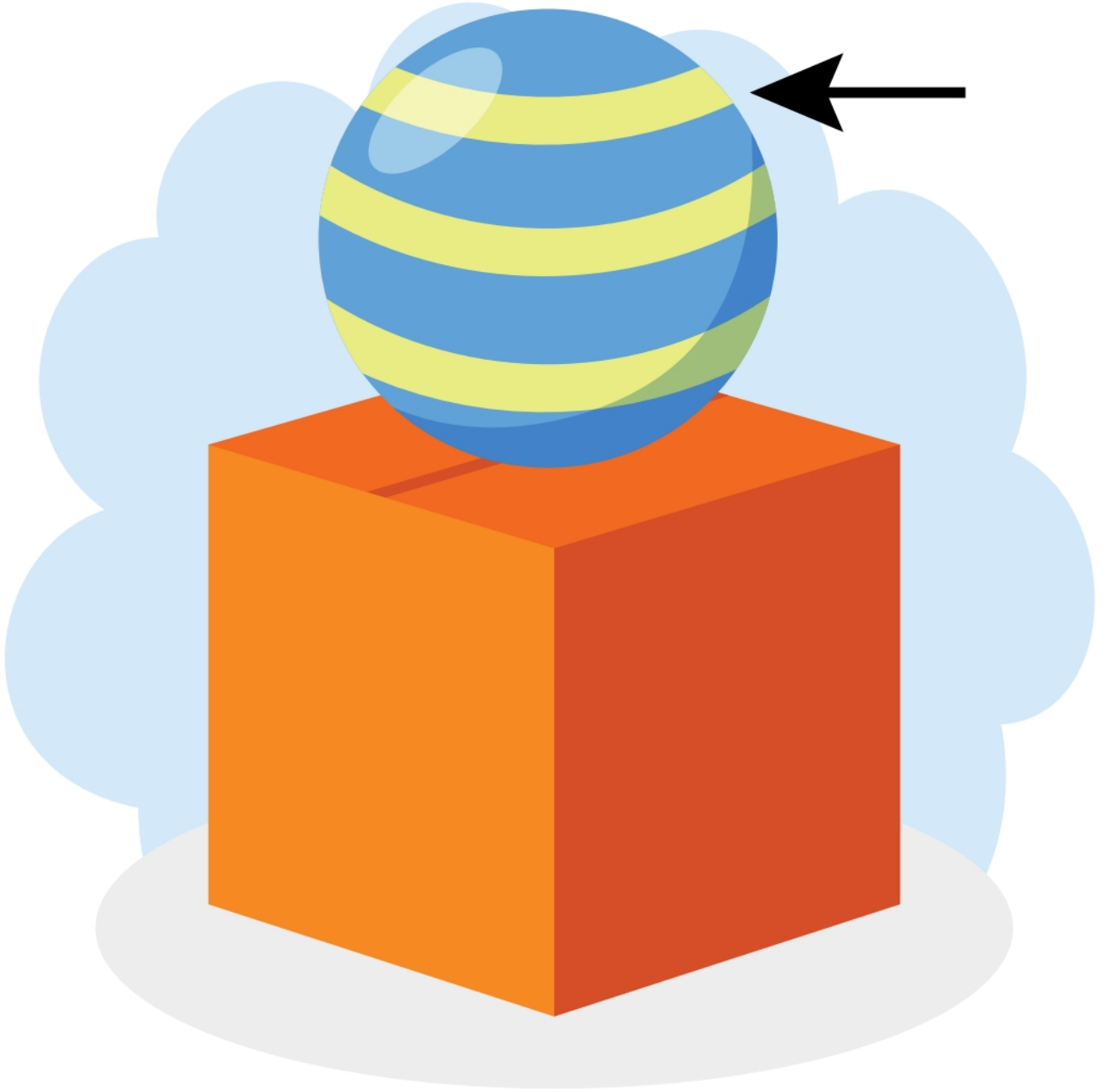
hall



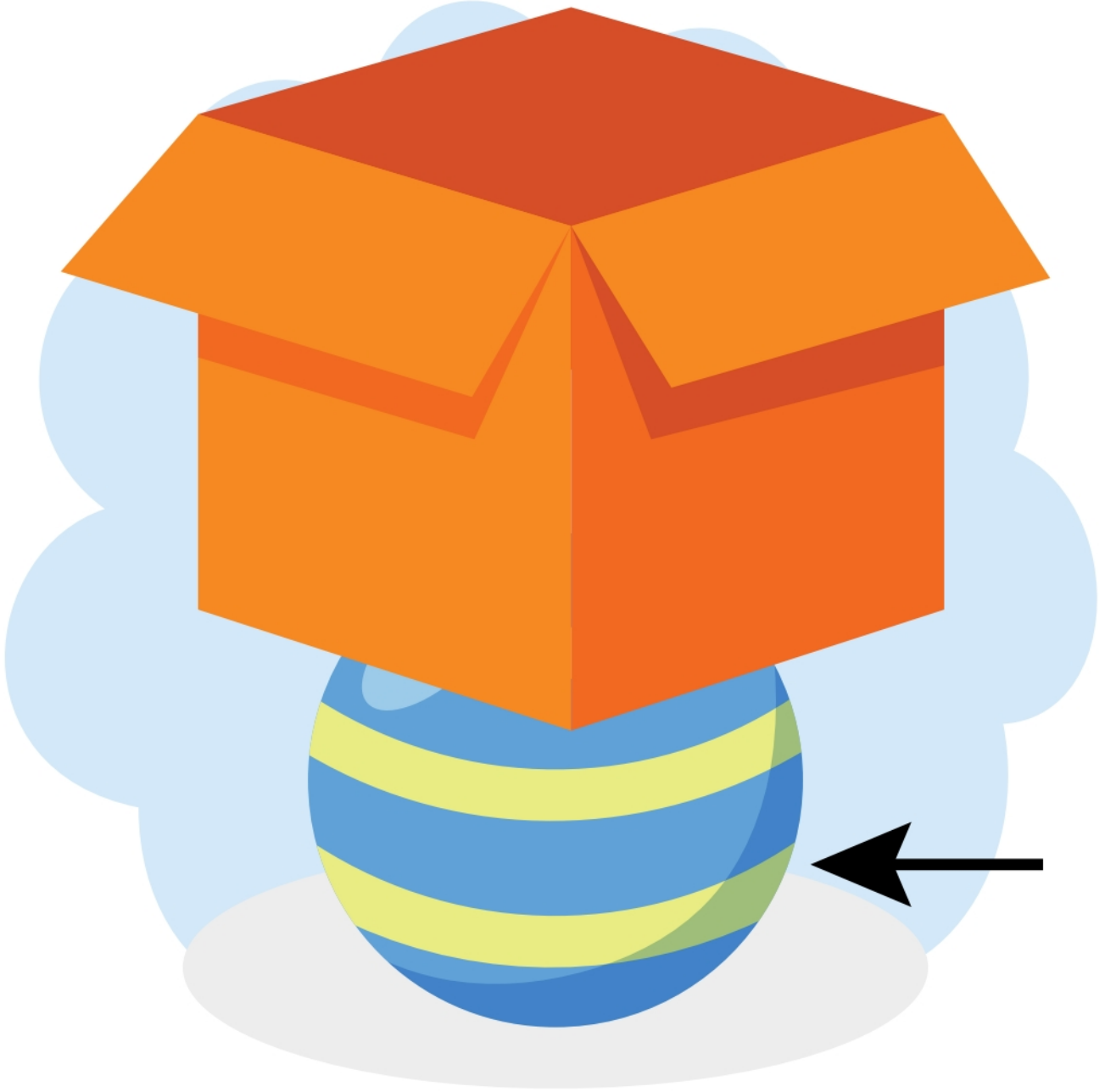
flower



eat



on



under



next to




mother




father



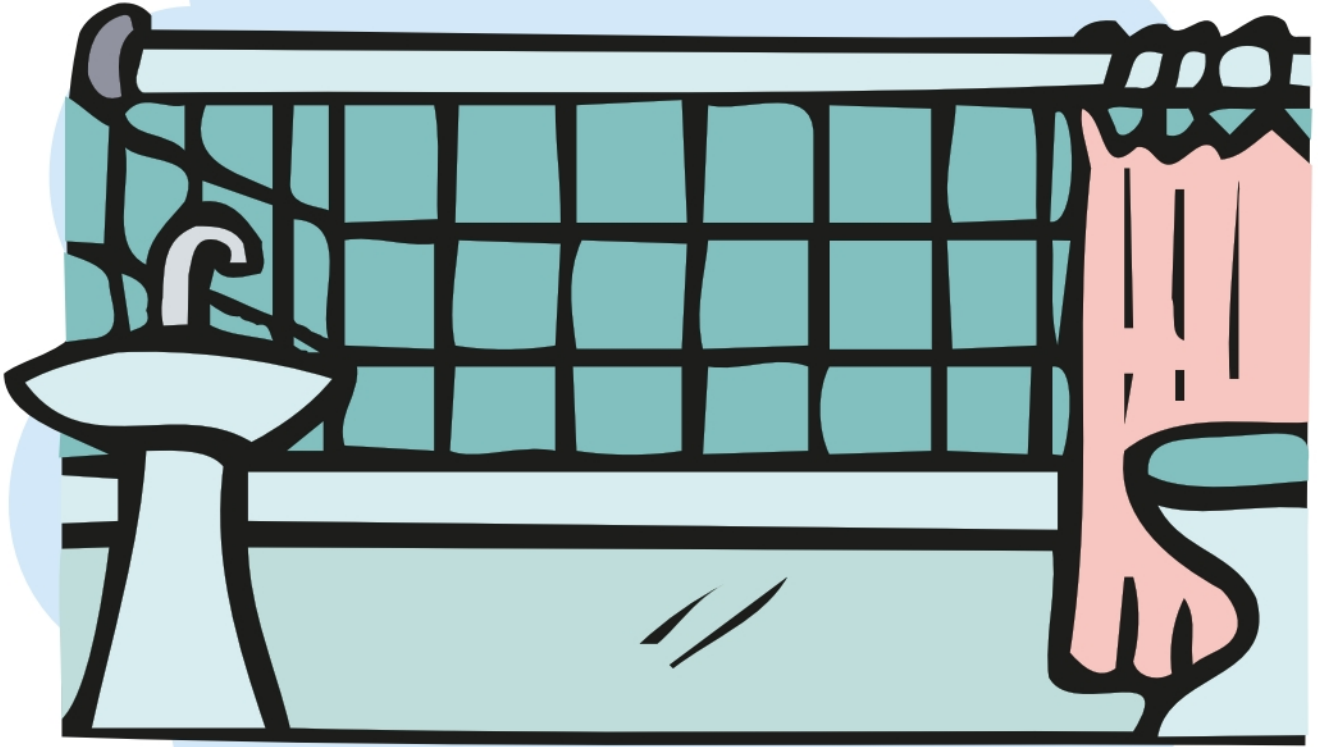
brother




this



that




bathroom




bedroom




living room



kitchen



garden



bed

Lesson 4




cook




clean



eat



sleep




watch



read




wash




sit



help



dish




car



night



family



mother =
mom



father = dad



Unit
6

Rooms at home

Learning Outcomes

Speaking

- Use simple sentences to describe rooms and their functions
- Answer and ask simple questions about room
- Recognize and repeat phonics sound: "ch" words

Reading

- Recognize vocabulary for rooms and home-related words
- Read simple sentences describing objects and activities in each room


Listening

- Identify related vocabulary when someone talks about different rooms and what they do there
- Follow simple questions about location

Writing

- Write words for rooms and furniture correctly
- Reorder sentences describing rooms and their contents
- Write short descriptive sentences about favorite rooms


Lesson 1



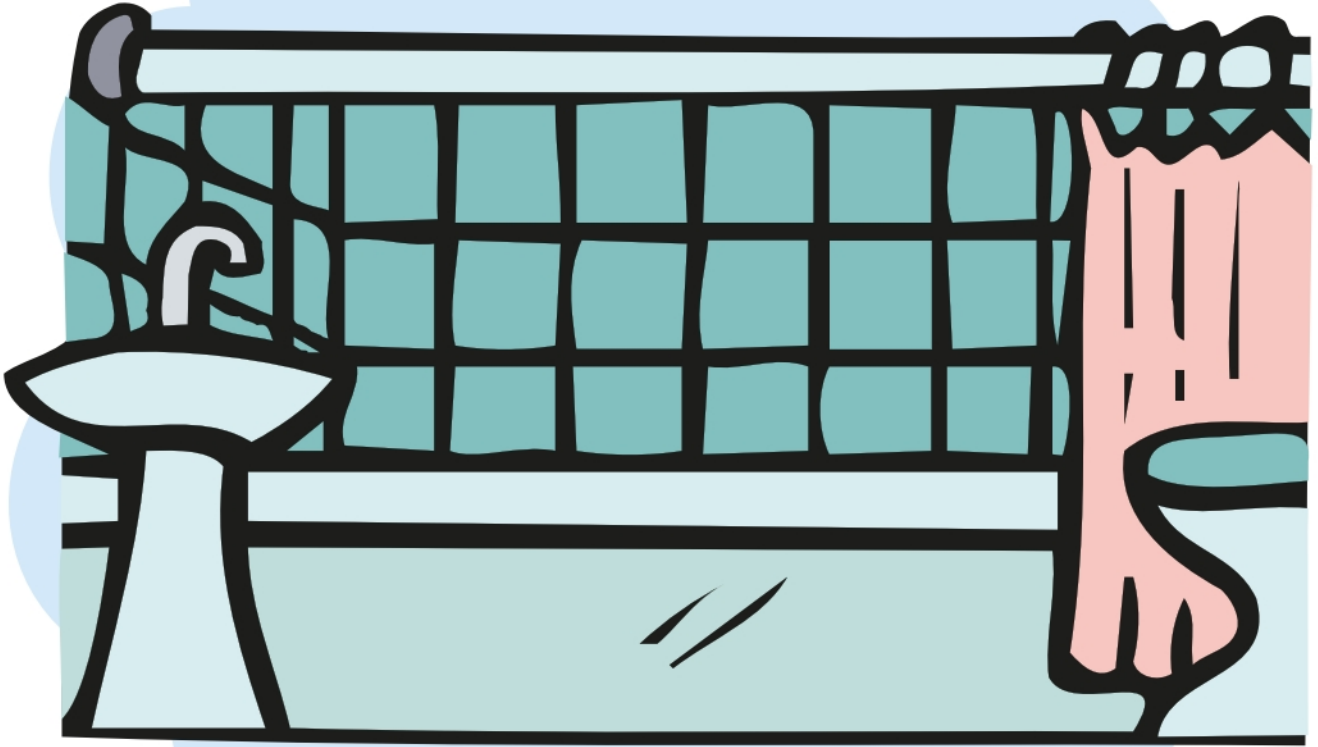
kitchen




living room




bedroom



bathroom



dining room



garden




hall




balcony

Lesson 2




table



chair



bed



TV =

television



shower




trees




flowers



fridge



food



window




house




in

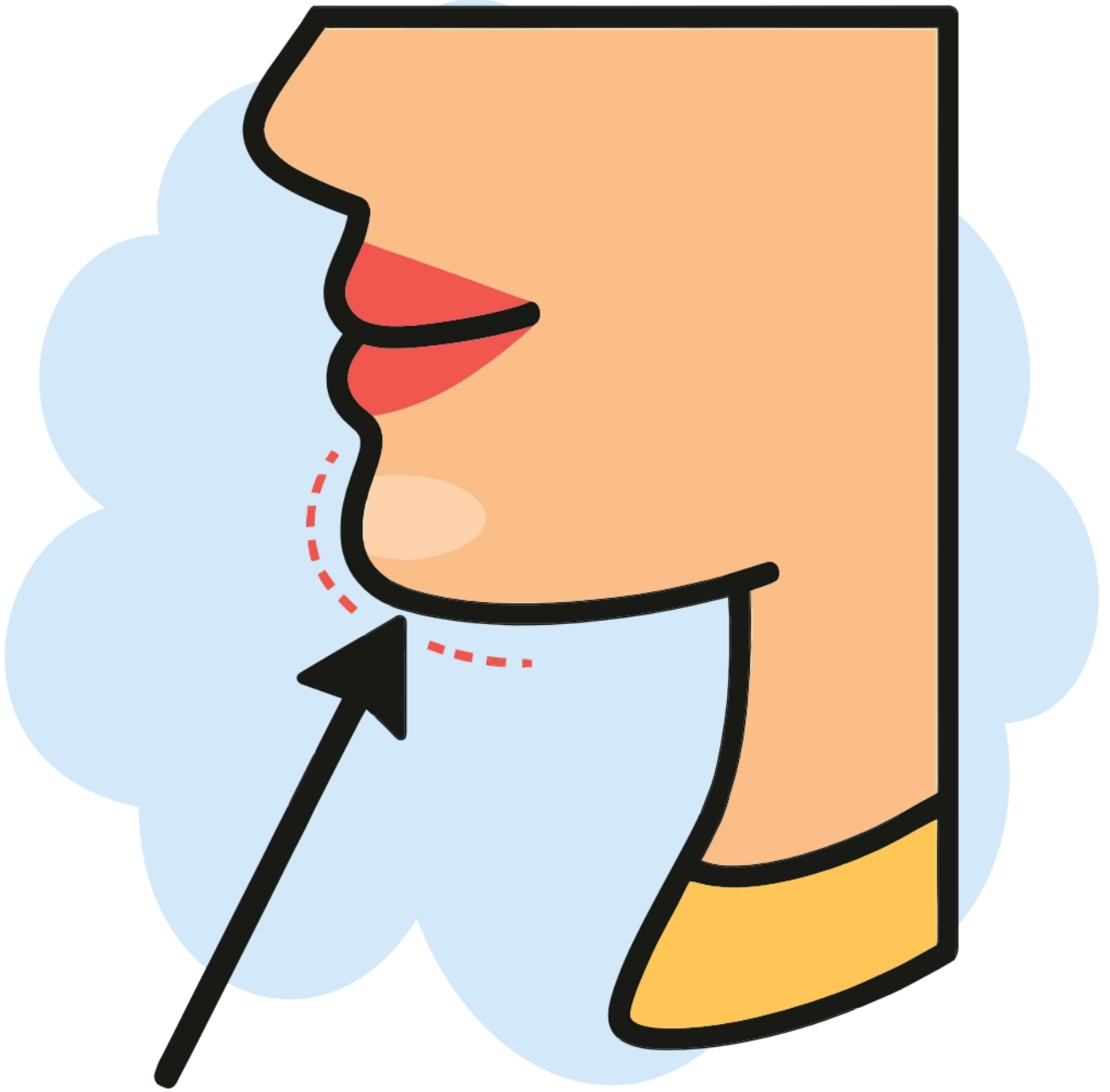
Lessons 3 & 4




cheeese



chicken




chin




lunch




beach




chair



dish



big



window



cups



eat



**wash my
face**

Review on Unit 1

1 Key Vocabulary

Goodbye!	hat
Hello!	cap
desk	map
chair	man
teacher	fan
student = pupil	board
pencil	pencil case
friend	window
name	ruler
learn	bag
day	eraser
cat	door
pen	hen
ten	zip
fig	bin

2 Key sentences

1. Good morning, Mrs, Amira.
2. I sit on a chair at school.
3. My teacher is kind.
4. She helps me learn .
5. I say goodbye.
6. Hello, what is your name ?
7. This is my classroom .
8. This is a desk.
9. She is a teacher.
10. This is a chair .
11. Where is the door?
12. It's over there .
13. This is a board.
14. This is a bag.
15. This is a pencil case .
16. This is a book.

Writing Skills

1



This is a bin.

2



This is a pen.

3




I'm ten years old.

4



This is a fig.

5



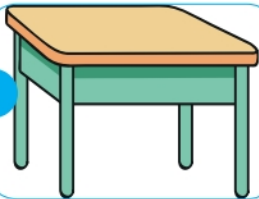
This is a board.

6



This is a zip.

7



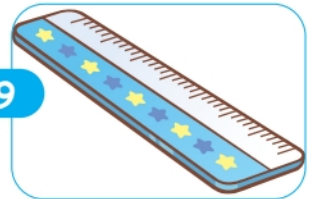
This is a desk.

8



This is a chair.

9



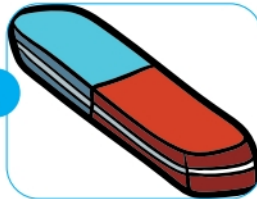
This is a ruler.

10




That is a bag.

11




That is an eraser.

12



That is a window.

13



This is a door.

14



This is a pencil.

15




This is a cat.

16



He is a student.

17



He is a teacher.

18



We are friends.

19



It is a map.

20



It is a fan.

21



It is a hat.

Review on Unit 2

1 Key Vocabulary


cake	seven
lake	eight
gate	nine
cave	ten
snake	ruler
grape	bag
one	pencil
two	notebook
three	dog
four	box
five	fox
six	sun
cup	square
bun	triangle
circle	blue
orange	green

2 Key sentences

17. **This is** a circle.
18. This is a square.
19. This is a triangle.
20. I see a blue triangle.
21. I see a **green** triangle.
22. I see a red triangle.
23. The square is **on the desk**.
24. The green square is on the desk.
25. The red circle is on the desk.
26. **What color** is this?
27. **I have** two rulers.
28. **There are** three bags.

Writing Skills

1




This is a red circle.

2




This is a red triangle.

3



This is a green square.

4



It's a blue pencil.

5



It's an orange pencil.

6



It's a green pencil.

7



I have three books.

8



I have three balloons.

9



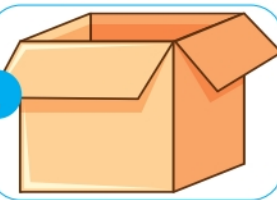
I have one ball.

10



This is a dog.

11



This is a box.

12



This is a fox.

13



This is a cup.

14



This is the sun.

15



This is a cave.

16



This is a gate.

17



I have a ruler.

18



This is a lake.

19




This is a cake.

20



This is a snake.

21



I have grapes.

Review on Unit 3

1 Key Vocabulary

stand up	classroom
sit down	sun
read	teacher
write	window
clean	ruler
draw	sandwich
color	rainbow
play	scissors
raise	door
open	crayons
close	clap
sing	friend

2 Key sentences

1. I sit on the **chair**.
2. I **read** a book.
3. I **draw** a **picture**.
4. I **clean** my desk.
5. I **write** in my notebook.
6. I **close** the **window**.
7. I **play** with my **friend**.
8. Stand up, please.
9. Sit down, please.
10. **Open** your book.
11. Close your book.
12. Play with your friends.
13. Write your **name**.
14. **Draw** a circle.
15. Close the window.
16. The boy is **reading**.
17. The children are playing.

Writing Skills

1



I sit on the chair.

2



I read a book.

3



I color in my notebook.

4



Open your book.

5



Close your book.

6



I clean my desk.

7



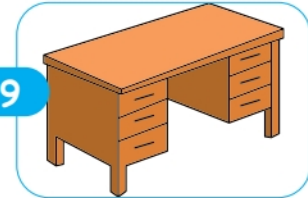
I play with my friends.

8



I sing a song.

9



I clean my desk.

10



I write in my notebook.

11




I draw a circle.

12



Raise your hand.

13



He is a teacher.

14



I draw a picture.

15



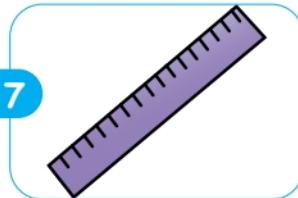
I write my name.

16



This is a book.

17



This is a ruler.

18




This is a classroom.

19



Clap with your friends.

20



This is a circle.

21



This is a door.

Review on Unit 4

1 Key Vocabulary

thin	wash
thick	walk
thumb	rose
thunder	nose
math	cube
teeth	glue
wake up	table
eat	bed
play	father = dad
sleep	mother = mom
brush	brother
read	sister
grandfather	grandmother
bag	tall

2 Key sentences

1. This is my father.
2. This is my **mother**.
3. This is my sister.
4. This is my brother.
5. This is my **grandfather**.
6. This is my grandmother.
7. **Who is she?**
8. This is **your** bag.
9. This is a pencil case.
10. **These are** your toys.
11. My father is **tall**.
12. I play **after** school.
13. I eat lunch **in the afternoon**.
14. I eat dinner **at night**.

Writing Skills

1



This is my dad.

2



This is my mom.

3



This is my sister.

4



This is my brother.

5



This is my grandfather. This is my grandmother.

6



7



This is my family.

8



This is my bed.

9



This is my bag.

10



I sleep at night.

11



I brush my teeth at night.

12



I play after school.

13



I wake up at seven.

14



He eats breakfast.

15



I read a book.

16



I walk in the morning.

17




I wash my hands.

18



I have one nose.

19



I have a rose.

20



He is tall.

21



He is thin.

Review on Unit 5

1 Key Vocabulary

table	bed
chair	desk
bed	mother
door	father
window	brother
lamp	sister
cup	this
plate	that
in	ball
on	cook
under	clean
next to	eat
bedroom	sleep
bathroom	watch
kitchen	read
living room	wash
garden	sit
dining room	help
sheep	fish
ship	dish
shop	brush

2 Key sentences

1. Where is the window?
2. The ball is under the table.
3. I see a pencil **on** the table.
4. The lamp is on the table.
5. I **help** my mother clean the house.
6. The cup is **next to** the plate.
7. The table is **in** the dining room.
8. The chair is next to the table.
9. The bed is in the bedroom.
10. The ball is under the table.
11. I see a bird **on** the tree.
12. The cat is next to the house.
13. **There is** a table and two chairs.
14. I eat in the dining room.
15. **Where are** the flowers?
16. What's in the room?
17. There are flowers **in the garden**.
18. What do you do at home?
19. I read a book **at night**.
20. Who reads in the living room?
21. I help my family wash dishes.
22. My mother cooks dinner.
23. **There are** two chairs.
24. I help my father clean the car.
25. Who eats **snacks** in the kitchen?

Writing Skills

1



I see a table.

2



I see a chair.

3



I see a bed.

4



I see a door.

5



I see a window.

6



I see a lamp.

7



There is a cup.

8



There is a plate.

9



There is a pencil.

10



This is my mother.

11



This is my father.

12



This is my brother.

13



This is an apple.

14



That is an apple.

15



I read a book.

16



I clean my room.

17



I wash my clothes.

18



I watch TV at night.

19



My mother cooks.

20



I sleep at night.

21



I eat lunch at the table.

Review on Unit 6

1 Key Vocabulary

lunch	sleep
cheese	cook
chicken	brush
chin	teeth
beach	watch
kitchen	in
bedroom	next to
bathroom	home
living room	table
garden	window
dining room	fridge
hall	food
flower	big
shower	tree

2 Key sentences

1. There is a kitchen in my home.
2. There are two bedrooms in **my** home.
3. The flowers are **in** the garden.
4. The TV is **on** the table.
5. The bed is **next to** the window.
6. **There is** a bed in the bedroom.
7. There are chairs in the kitchen.
8. There is a TV in the living room.
9. **There are** dishes in the kitchen.
10. I wash my face in the bathroom.
11. There is a table in the dining room.
12. There are **cups** in the kitchen.
13. We **eat** in the dining room.
14. The kitchen is **big**.
15. The living room has a TV.

Writing Skills



1 The kitchen is big.




2 The living room has a TV.



3 I have a garden.



4 I have a balcony.




5 There is a table.



6 There is a bed.



7 There are two trees.




8 There is a fridge.



9 There is a shower.




10 There is a beach.



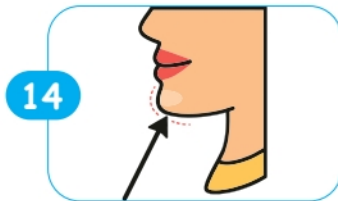
11 I eat dinner at night.



12 I like cheese.



13 I like chicken.



14 She has a chin.



15 I wash my face.



16 The cat is in the box.




17 The cat is on the box.



18 The cat is next to the box.



19 I brush my teeth.



20 I watch TV at night.



21 There are five flowers.



Notes

A large area for writing notes, consisting of 20 horizontal dotted lines.