


# PRiMARY



1<sup>st</sup> Term 2026

## Flashcards



Prepared by:

**Mr Ragab Ahmed**

**01003932818**

# بِسْمِ اللَّهِ الرَّحْمَنِ الرَّحِيمِ

إخوتي وأحبتي الكرام،

إيماناً بقول النبي ﷺ: "إذا مات ابن آدم انقطع عمله إلا من ثلاث: صدقة جارية، أو علم يُنتفع به، أو ولد صالح يدعو له"، أقدم لكم هذا العمل التعليمي كصدقة جارية لروح والدي الحبيب - رحمه الله رحمة واسعة - وأسكنه فسيح جناته.

## ■ محتوى الملف

- بطاقات مصوّرة (**Flashcards**): لتعليم المفردات والتراكيب بطريقة بصرية شيقة.
- **Writing Skills**: تدريبات عملية على الكتابة خطوة بخطوة.
- **Review Units**: مراجعات شاملة على الوحدات لتعزيز الفهم وتثبيت المعلومات.
- تم إعداده وتصميمه بعناية ليكون سهل الاستخدام ومفيد للطلاب والمعلمين وأولياء الأمور.

## ■ دعوة خالصة

أرجو من كل من يستفيد من هذا المحتوى أن يتذكّر والدي بدعوة صادقة:  
اللهم اغفر له وارحمه، واعفُ عنه، ونقّه من الخطايا كما يُنقى الثوب الأبيض من الدنس، اللهم اجعل قبره روضة من رياض الجنة، وافسح له فيه مدّ بصره، وارزقه الفردوس الأعلى بغير حساب ولا سابقة عذاب.

## ■ مجاني للجميع

هذا الملف سيكون متاحاً مجاناً على صفحات الفيسبوك والمنتديات التعليمية، ليصل النفع إلى أكبر عدد ممكن من أبنائنا الطلاب. فكل حرف يتعلمه طالب، وكل فائدة ينالها معلم أو ولي أمر، هي في ميزان حسنات والدي إن شاء الله.

## ■ ختاماً

لا تحرمونا من دعواتكم الطيبة، فالدعاء بظهر الغيب أحبّ ما يصل إلى الميت.  
جزاكم الله خيراً، ووفق أبنائنا الطلاب إلى التفوق والنجاح.

Lesson 1



# Hello!




# Goodbye!



**shake hands**



play

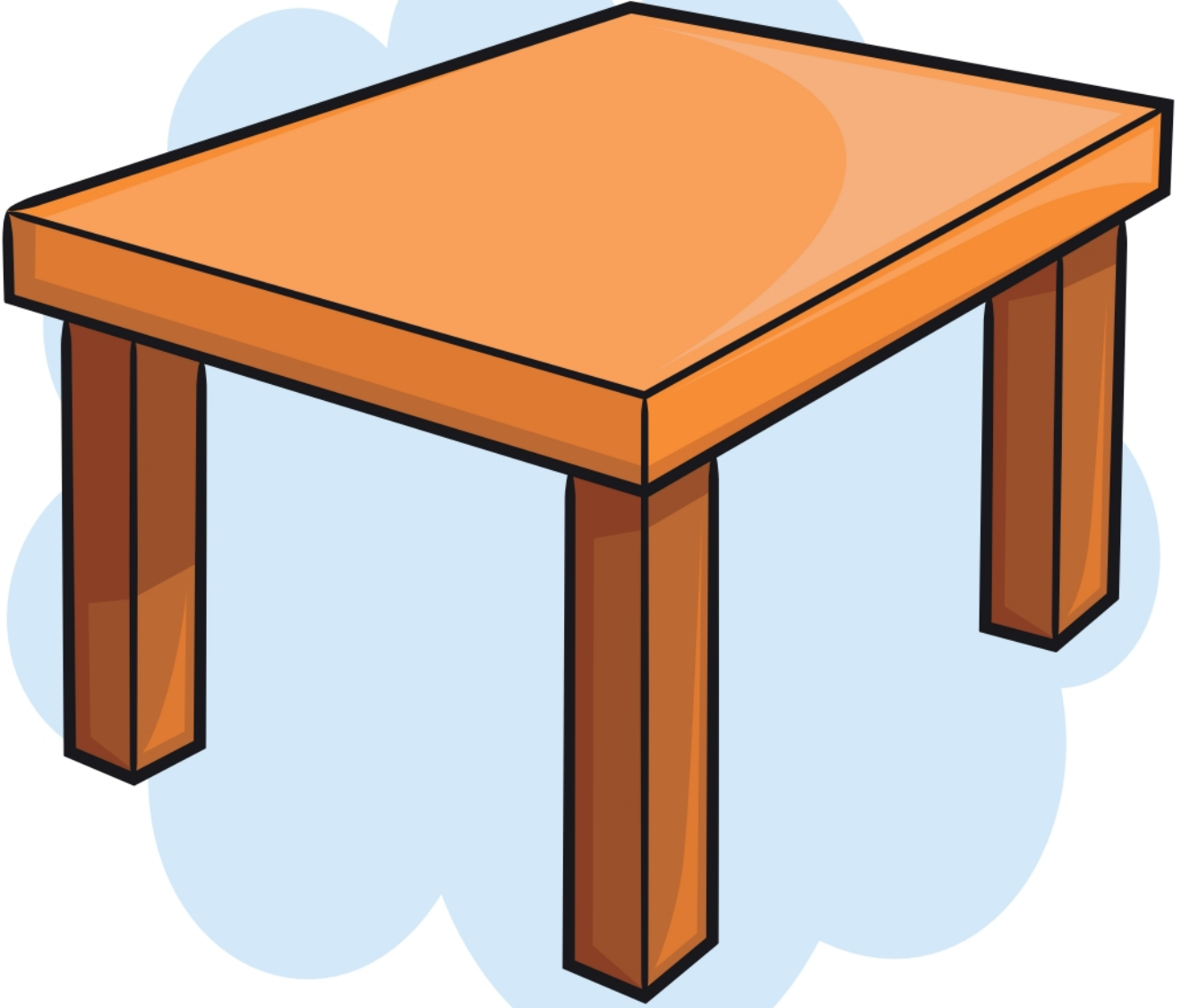


friends



**meet**


Lesson 2




**t**able




tiger



**tomato**



**t**eacher



tree




ten

Lesson 3



**book**




**chair**



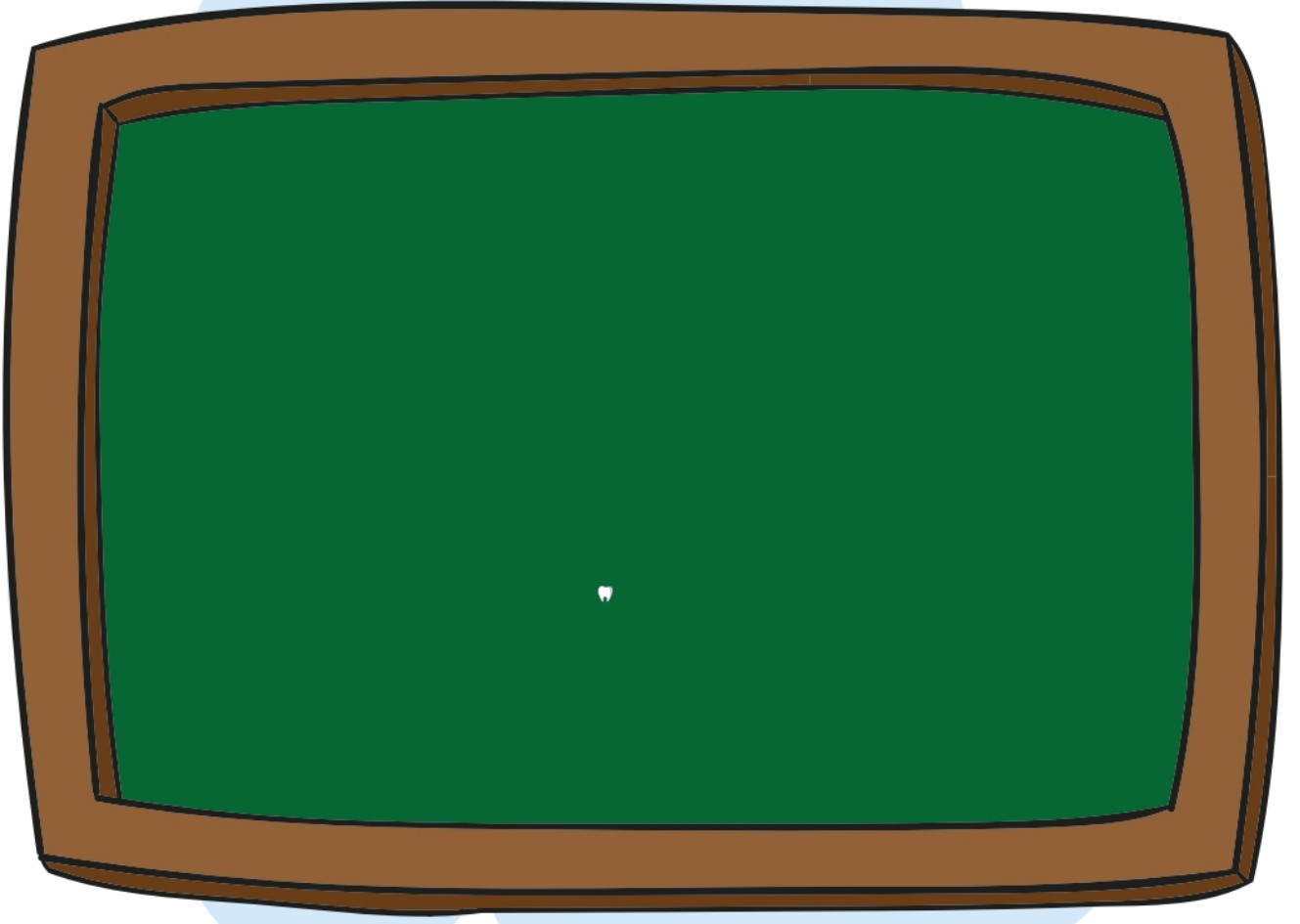
**bag**




# Pencil




**desk**



**board**



**sit down**



**stand up**



**Open your  
book.**

Lesson 4




in



**ill**




ink



**i**nsect

Lesson 1



sky



**butterfly**




**bird**




**tree**




**grass**




**flower**



**green**




red



**yellow**



**look**




**fly**



see



**near**



**sun**




**little**

Lesson 2



**star**




snake



spoon



spider




sun




sky


Lesson 3



**circle**




**square**




**triangle**



# rectangle



horse




**duck**



**leaf**



apple



**lemon**



bag




frog




**jacket**


Lesson 4



ant



axe



**arrow**




arm




apple


Lesson 1



**father**



mother



**parents**




**uncle**



**sister**



brother




grandmother



grandfather



**family**



photo

Lesson 2



nose




neck




net



nurse



nine



nail




panda




**p**arrot



pencil



**p**izza




**p**otato



pen


Lesson 3




one



**two**



three



**four**



**five**




**brother**



**sister**



**birds**



**books**




bag



**pencil**



**star**



**count**




**How  
many?**



**have**


Lesson 4



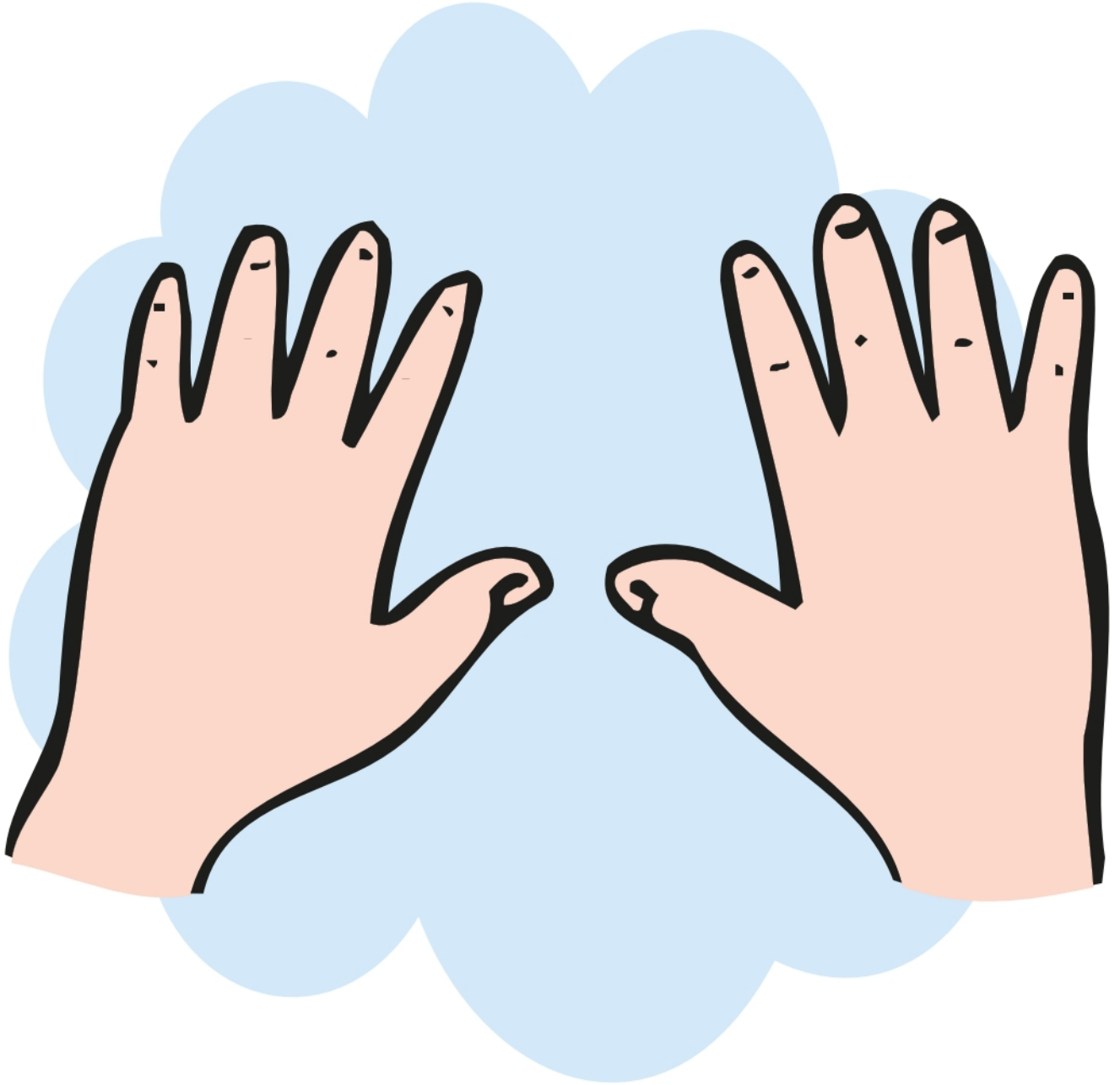
hat



hair




horse



**h**ands



house



door



dog



doll



duck



drum

Lesson 1



**head**




eye



**ear**



**nose**



**mouth**



**tongue**



**arms**



**hand**



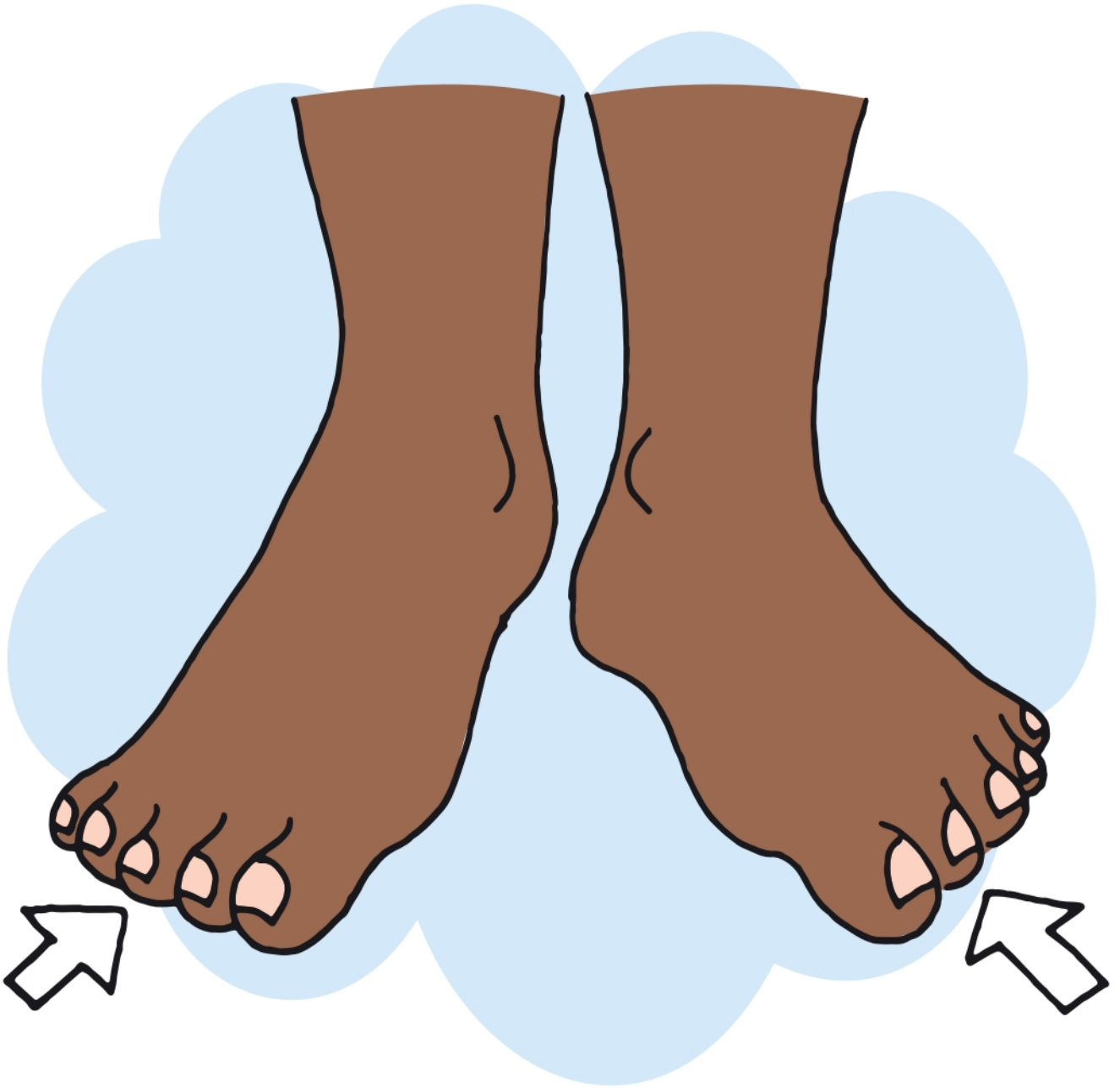
# legs



**foot**




**feet**



**toes**

Lesson 2




red



ring



**r**abbit




robot




rocket



eggplant




egg



elephant



**enter**



**e**lbow

Lesson 3



**taste**



**hear**




**smell**



**touch**



**see**



**eyes**



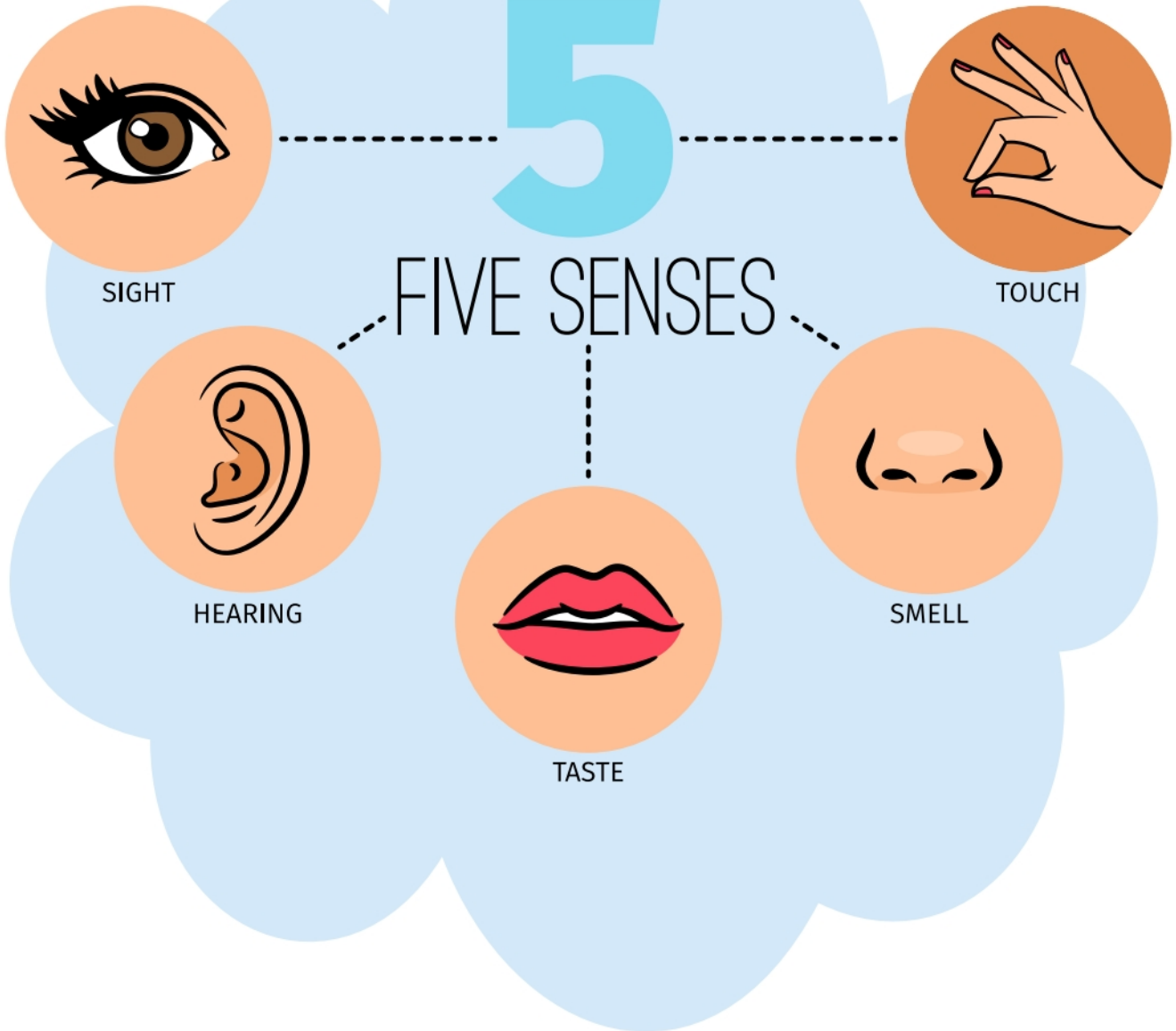
**nose**



**tongue**




**ears**




# senses



**idea**




**teacher**



**desk**



**look**




**flower**

Lesson 4



**c**arrot



cat




cake



cup



car




key




**k**angaroo



king




**kitchen**




**kite**


Lesson 1




**COW**



**duck**




horse



**chicken**




**bird**




**cat**




dog



**turtle**




**big**



**small**



farm




# animals



**look**



**yes**



**love**

Lesson 2



moon



**mi**lk




monkey



**m**ango



**m**ouse



**g**rapes



goat



**guitar**




girl



**g**loves


Lesson 3




**six**



**seven**




**eight**



**nine**



**ten**




**ducks**




# birds




**stars**



**pens**



horse




apples



# animals



**How  
many?**




**count**




farm


Lesson 4




fan



fish




fox



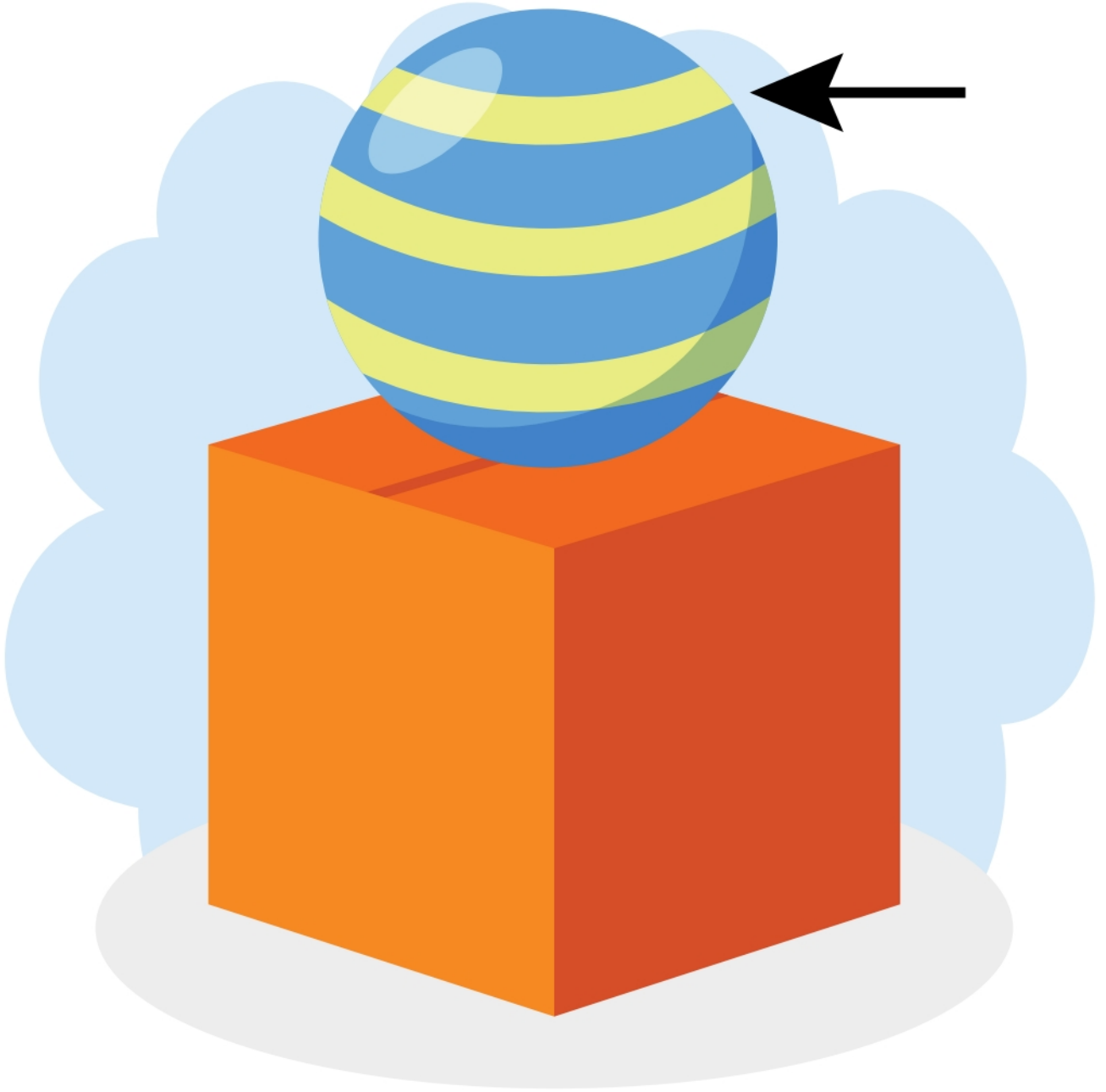
**f**ork



frog




orange



on



**o**strich




o **ctopus**

Lesson 1




**lion**



**tiger**




monkey



elephant




giraffe



**snake**



# jungle



# legs




**tree**

LOOK


look



**How  
many?**



**ground**



see



**love**



# animals

Lesson 2




bird




boy




**b**all



**b**anana



**bike**



Lamp




Lamp



lion




Leaf



# lunch

Lesson 3



**cat**




dog




leg




**bird**



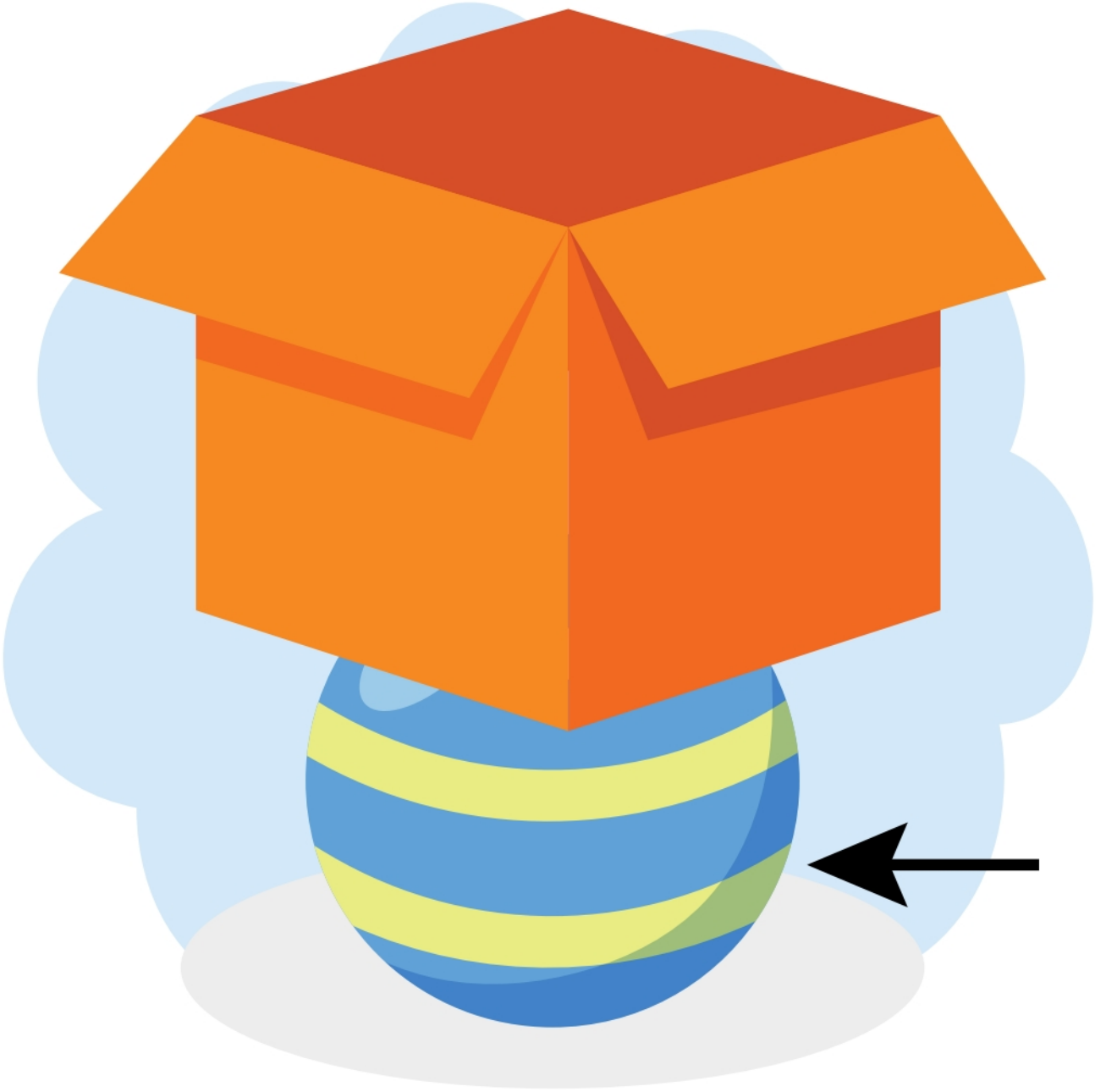
**couch**



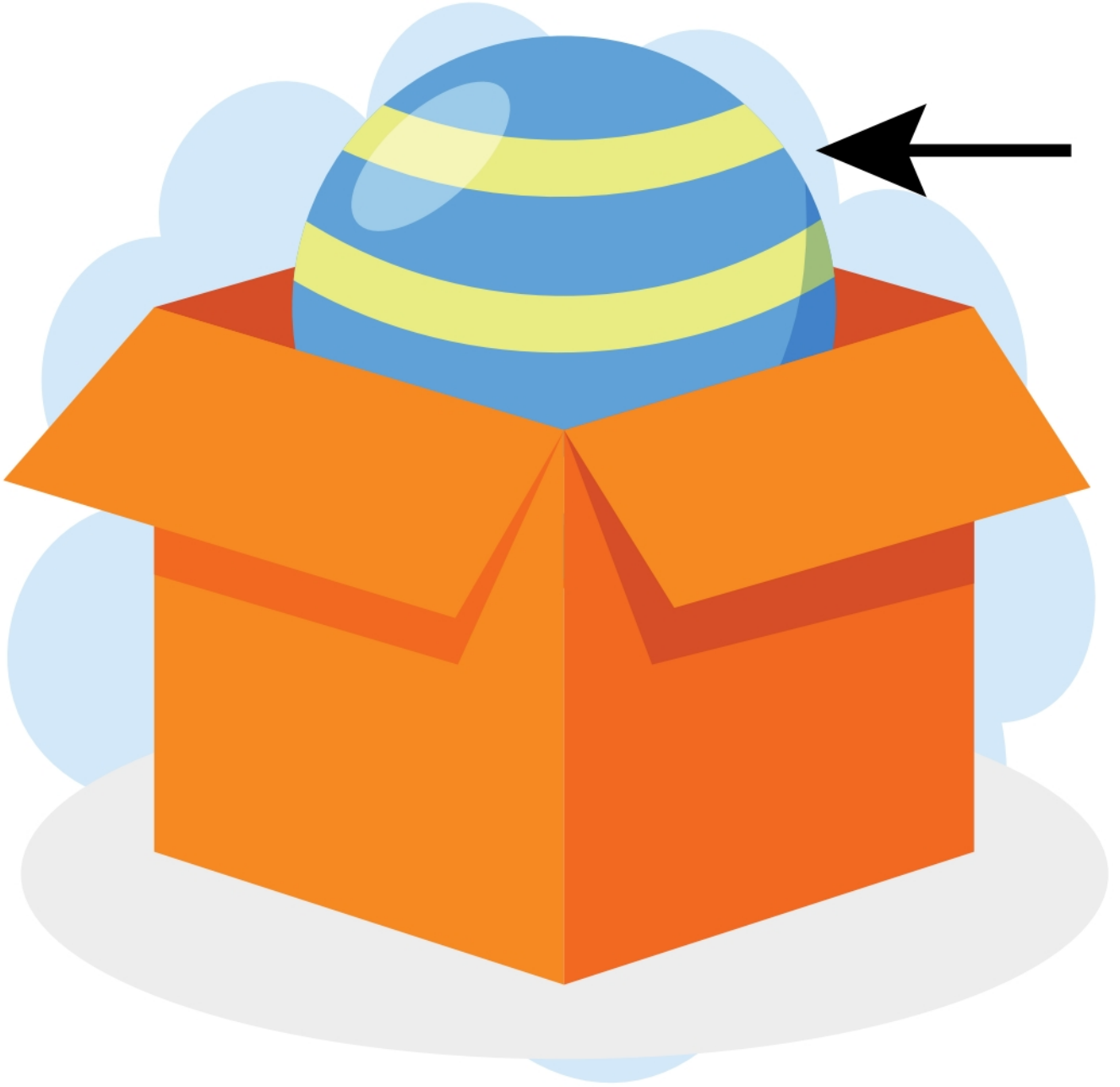
**cage**



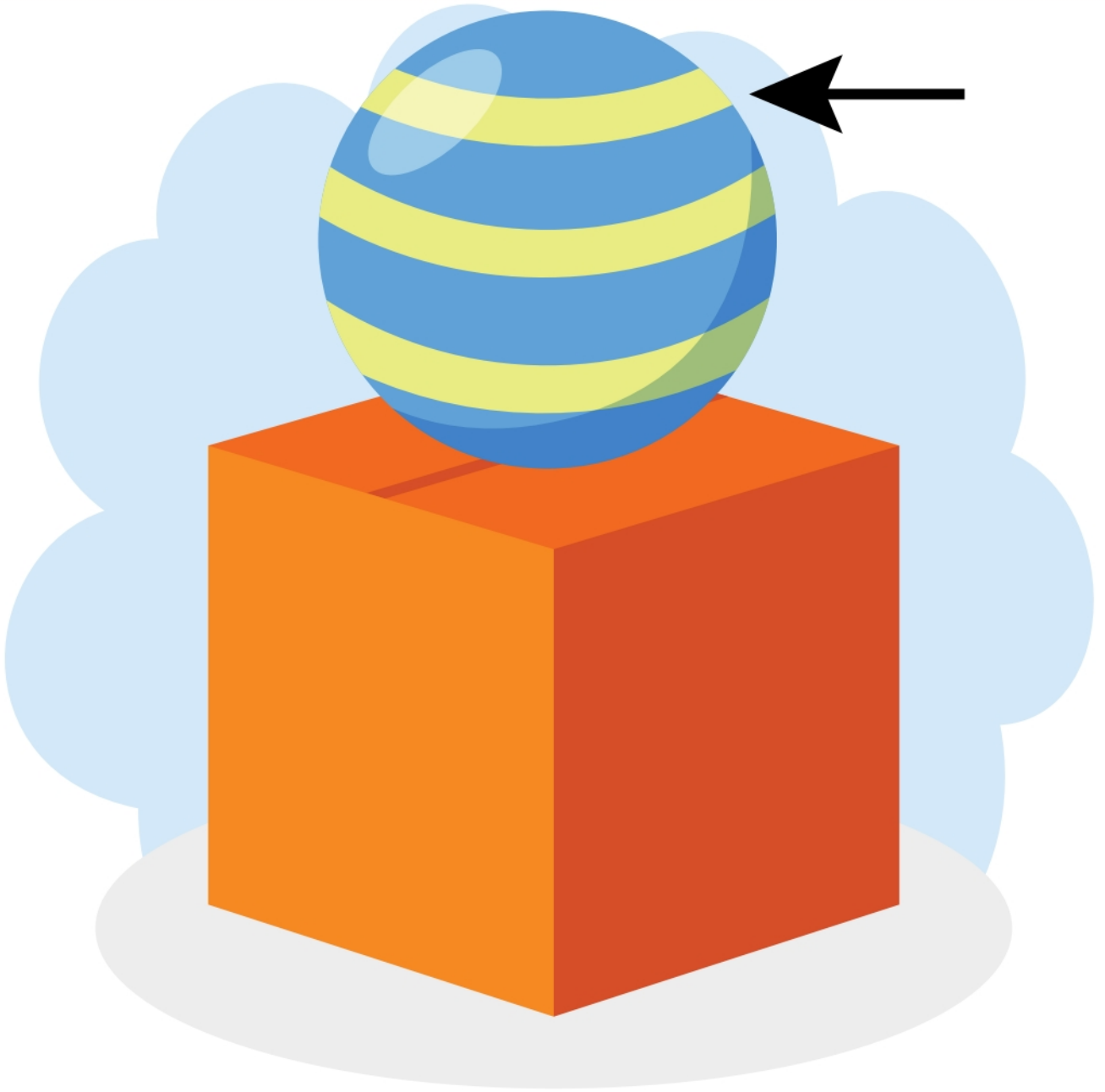
**turtle**




**under**



**in**



on



bee



**hat**



# pets




**table**




**Wh**ere?

Lesson 4



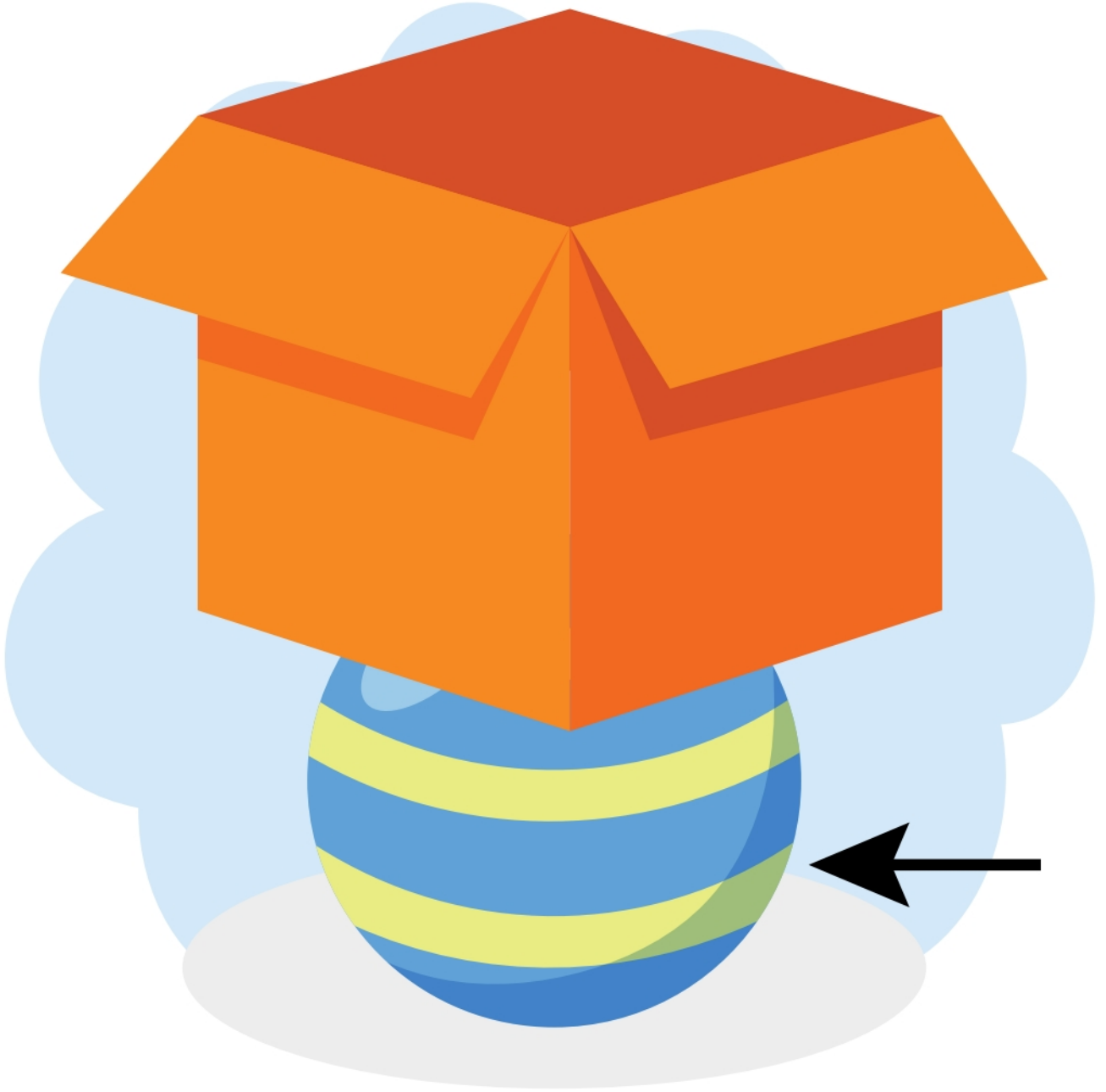
up



**unlock**



**u**mbrella



**under**



jam




**j**acket



jellyfish



jar



jeans

# Review on Unit 1

## 1 Key Vocabulary

ill	classroom
in	table
insect	tiger
ink	teacher
book	tomato
bag	tree
chair	hello
pencil	goodbye
desk	play
board	shake hands
sit down	name
stand up	friends

## 2 Key sentences

1. Hello!
2. Hello! What's your name?
3. My name is Maya.
4. I'm Hana! Nice to meet you, Maya!
5. Nice to meet you, too, Hana!
6. Do you want to shake hands?
7. Yes! They shake hands.
8. Goodbye, Hana!
9. We are friends now!
10. Sit down.
11. Stand up.
12. Open your books.


## Writing Skills

1




It is a bag.

2



It is a chair.

3



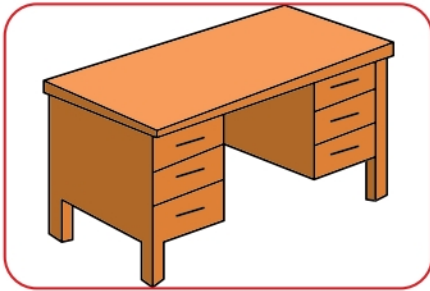
It is a pencil.

4




It is a book.

5




It is a desk.

6




It is a board.

7



We are friends now!

8



I'm a teacher.

9



I'm a tiger.

10



Goodbye!

# Review on Unit 2

## 1 Key Vocabulary


ant	look
arrow	lemon
axe	duck
apple	bag
circle	star
square	frog
triangle	jacket
rectangle	snake
horse	spoon
sun	spider
duck	sky
leaf	butterfly
bird	tree
grass	flower

## 2 Key sentences

1. Look! The grass is green.
2. I can see a flower.
3. The flower is red.
4. Look at the sky! It's blue.
5. I can see a tree.
6. The butterfly is flying near the tree!
7. I see a little bird in the tree!
8. The sun is yellow.
9. This is a butterfly.
10. I can see a bird.
11. I can see the sky


## Writing Skills

1




The **grass** is green.

2




The **sky** is blue.

3



The **sun** is yellow.

4



The **flower** is red.

5




This is a **butterfly**.

6




I can see a **bird**.

7




I can see a **tree**.

8



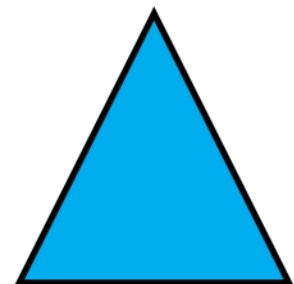
This is a **red** circle.

9



This is a **green** square.

10



This is a **red** triangle.

# Review on Unit 3

## 1 Key Vocabulary

horse	brother
hands	birds
door	sister
hat	panda
house	parrot
one	pencil
two	pizza
three	potato
four	father
five	mother
books	parents
butterflies	grandfather
Who's?	grandmother
This is .....	How many?

## 2 Key sentences

1. Who is this?
2. This is my father.
3. They are my parents.
4. This is my mother.
5. How many pencils are there?
6. There are two pencils.
7. There are four bags.
8. There are five stars.
9. How many books are there?
10. There are 4 books.
11. How many butterflies are there?
12. How many stars are there?


## Writing Skills

1




This is my father.

2



This is my mother.

3



This is my grandmother.

4




This is my grandfather.

5




This is my brother.

6




This is my sister.

7




There is one pencil.

8




There are three books.

9



There are five birds.

10



I have three flowers.

# Review on Unit 4

## 1 Key Vocabulary

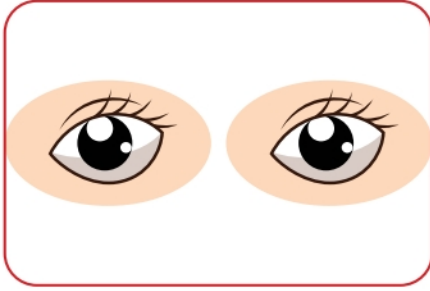
taste	car
hear	eggplant
touch	elephant
see	egg
eyes	enter
nose	elbow
tongue	rabbit
ears	rocket
carrot	robot
cat	fish
cake	red
cup	tiger
ring	kite
key	apple
kangaroo	head
king	tongue
kitchen	toes
foot	feet
hand	arm
leg	legs

## 2 Key sentences

1. I can see it with my eyes.
2. I can smell it with my nose.
3. I can hear the teacher with my ears.
4. I can touch the desk with my hands.
5. I can taste it with my tongue!
6. I have two eyes.
7. I have one nose.
8. I have two ears.
9. I have one mouth.
10. I have two feet.

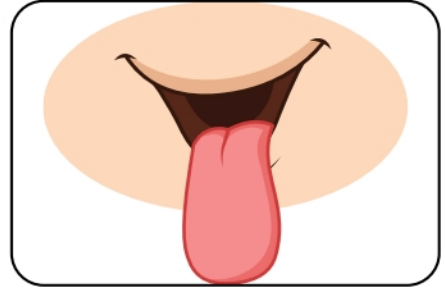
## Writing Skills

1



I have two eyes.

2



I have one tongue.

3



I have one nose.

4



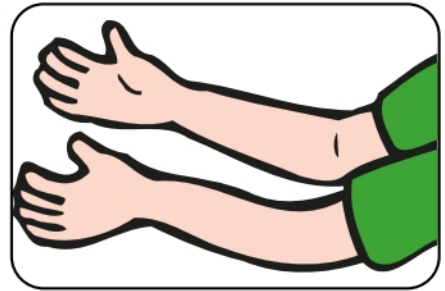
I have one mouth.

5



I have one head.

6



I have two arms.

7

I can **see** with my eyes.

8

I can **smell** with my nose.

9

I can **touch** with my hands.

10

I can **taste** with my tongue

# Review on Unit 5

## 1 Key Vocabulary


cow	moon
duck	milk
horse	monkey
chicken	mango
big	see
small	grapes
bus	girl
elephant	goat
cup	guitar
horse	count
mouse	six
ant	seven
eight	stars
nine	pens
ten	octopus
ducks	orange
birds	ostrich
How many?	olives

## 2 Key sentences

1. How many horses can you see?
2. I can see 7 horses!
3. Let's count the ducks.
4. There are 9 ducks!
5. That's a lot of animals!
6. Counting farm animals is fun.
7. Look at the cow!
8. Wow! The cow is big!
9. And look at the duck!
10. The duck is small.
11. I love farm animals!
12. The horse is big, too.
13. Do you see the horse?

## Writing Skills

1




The cow is **big**.

2




The mouse is **small**.

3




Look at the duck.

4




Look at the ostrich.

5




Look at the octopus.

6




The horse is **big**.

7



The panda is **small**.

8




I can see one goat.

9



I can see one monkey.

10



I can see one bird.

# Review on Unit 6

## 1 Key Vocabulary

lion	bike
tiger	apple
monkey	lamp
elephant	pets
giraffe	leaf
snake	lunch
cow	lemon
duck	cat
bird	dog
boy	turtle
ball	in
banana	on
under	love
up	What?
unlock	umbrella
under	jacket
jar	jam
jellyfish	flower
jeans	fish

## 2 Key sentences

1. Look! The **cat** is on my leg!
2. Where is the dog?
3. The dog is on the **couch**.
4. What about the bird?
5. The bird is in the **cage**.
6. The turtle is **under** the table!
7. I love **pets**!
8. **How many** lions can you see?
9. How many legs does a **tiger** have?
10. Where is the monkey?
11. The **monkey** is in the tree!


## Writing Skills

1




I can see a lion.

2



I can see an elephant.

3



I can see a giraffe.

4




I can see a monkey.

5



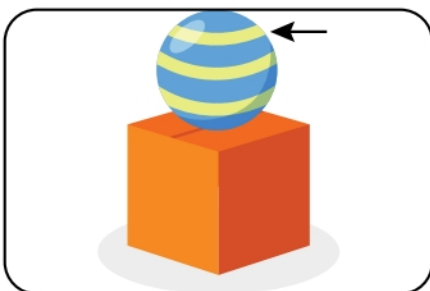
The bird has two legs.

6



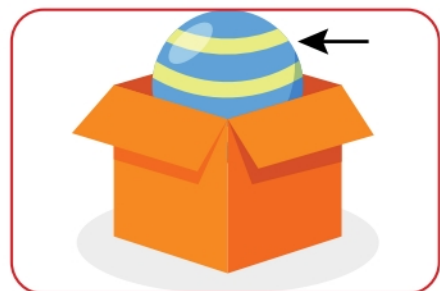
The turtle has four legs.

7



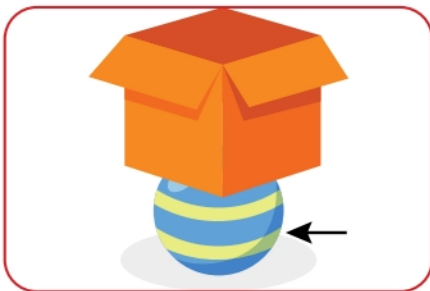
The ball is **on** the box.

8



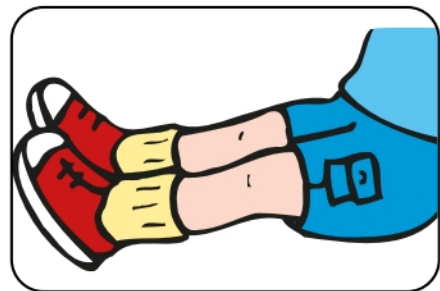
The ball is **in** the box.

9



The ball is **under** the box.

10



I have two legs.



# Notes

A series of horizontal dotted lines for writing notes.