



# English Language

## Performance Tasks and Assessment



### Primary (1)

### First Term

Name: .....

Class : .....

School: .....

2025/ 2026

**Prepared by**

**Dr. Shaimaa Salah El Din Afify**

**Mr. Ahmed Said Abd El Mongi**

Educational supervision

**Dr. Amira Fawzy Ahmed**

**Dr Akram Hassan Mohamed**

The Minister's Assistant for Educational Curricula Development  
Supervisor of the Central Administration for Curriculum Development

**designed by Central Administration for Curriculum Development**

**Dr. Amany Ahmed El Badry**

## Introduction

The Ministry of Education and Technical Education recognizes the importance of empowering teachers with effective tools that elevate classroom performance, enhance the quality of education, and improve its outcomes. This is a real response to the voices of teachers, interacting with the feedback channels from the educational field, and meeting the needs of teachers for flexible and comprehensive educational tools that assist them in fulfilling their noble educational mission.

This book has been designed to serve as an integrated educational support for teachers, helping them in planning and executing their teaching tasks efficiently. It also facilitates continuous assessment processes. The content has been designed to offer diverse models of effective classroom performance and educational activities created based on an interactive methodology that enhances active learning. It contributes to a qualitative shift in teaching practices, clearly focusing on the student as the core of the educational process.

The book includes formative and diagnostic questions, as well as purposeful learning tasks that students can complete as homework, enhancing the integration of learning inside and outside the classroom and contributing to the sustainable construction of learning for students. These tools help develop critical and creative thinking, deepen understanding, and support and enhance student motivation, giving them a sense of achievement and excellence.

It also includes short weekly tests and periodic assessments, allowing teachers to measure the extent of learning outcomes and address learning gaps early, providing feedback on the initial results. The performances at the end of each month are concluded with immediate training sessions that help improve student performance. These assessments are gradual, taking into account individual differences and targeting various levels of cognitive development, within a framework of diversity, depth, and integration, preparing students for monthly tests efficiently.

This book is a true translation of the Ministry's directions to ease the burdens on parents, provide supporting educational content that enriches the classroom environment, and allow teachers more time for educational innovation and productive interaction with their students. It also forms an effective tool in supporting the Ministry's direction to enhance learning outcomes, achieving a real transformation in the learning environment—from memorization to understanding, from rote learning to application, and from passive reception to active participation.

When we place this work in the hands of teachers and students, we hope it will be a valuable contribution to improving academic performance, enhancing the quality of education, and becoming an additional cornerstone in building a generation that is aware and knowledgeable, equipped with the skills and competencies needed for success in a world that demands creativity and innovation. It aims to have a tangible impact in realizing an ambitious educational vision for the future of education in our beloved country.

Allah is the one sought for help, and He guides to the right path...



Unit 1

Welcome to My School

Lesson 1

Greetings

Date:...../...../.....



Classroom performance

Activity 1 Look, read, and match:

1. Hello	a)
2. play	b)
3. shake hands	c)
4. friends	d)

Activity 2 Reorder the words to make sentences:

1. your - What's - name?.....

2. name - Hana. - My- is.....



Homework Activity

Read and complete about yourself:

My name is .....

.....

# Lesson 2 Phonics

Date:...../...../.....



## Classroom performance

Activity 1 Write the missing sound :



1. ...omato






2. ....eacher

3. ....iger

4. ....ree

5. ....able

Activity 2 Look, read, and match:

1. tiger	a) 
2. tree	b) 
3. tomato	c) 
4. teacher	d) 
5. table	e) 



## Homework Activity

Look and Write:



1. ....

2. ....

3. ....

4. ....

5. ....

# Weekly Assessment (A)

## A. Look, read, and circle



1. tiger-teacher



2. play-shake hands



3. table - tree

## B. Write the first letter



1. ....able



2. ...omato

# Weekly Assessment (B)

## A. Look, read, and circle



1. tree-teacher



2. play - hello



3. tomato -table

## B. Write the first letter



1. ....ree



2. ....iger

# Weekly Assessment (C)

## A. Look, read, and circle



1. friends - hello



2. hello - shake hands



3. table - tiger

## B. Write the first letter



1. ...eacher



2. ....ello

# Lesson 3 Around my Classroom

Date:...../...../.....



## Classroom performance

### Activity 1 Look, read, and circle:



1. book-pencil



2. chair - bag







3. desk - pencil



4. board - bag







**Activity 2** Look, read, and match:

1. chair	a) 
2. desk	b) 
3. bag	c) 
4. book	d) 



**Homework Activity**

Look and write:

					
1. ....	2. ....	3. ....	4. ....	5. ....	6. ....

**Lesson 4**

**Phonics**

Date:...../...../.....



**Classroom performance**

**Activity 1** Write the first letter:



1. ....nk



2. ....ll



3. ....nsect



4. ....n

Activity 2 Unscramble and write:



1. nki

.....



2. lil

.....



3. nestic

.....



4. ni

.....



Homework Activity

Look and write:



1. ....



2. ....



3. ....



4. ....

Weekly Assessment  
(A)

A. Look, read, and circle



1. desk - chair



2. pencil - book



3. book - bag

B. Look at the picture then circle the beginning letter



1. li Tt



2. Tt li

# Weekly Assessment

## (B)

### A. Look, read, and circle



1. chair - desk

2. chair - pencil

3. stand up - sit down

### B. Look at the picture then circle the beginning letter



1. Ii Tt

2. Tt Ii

# Weekly Assessment

## (C)

### A. Look, read, and circle



1. chair - board

2. stand up - sit down

3. open your books-play

### B. Look at the picture then circle the beginning letter



1. Ii Tt

2. Tt Ii

Unit 2

The Garden of Colors and Shapes

Lesson 1





In the Garden

Date:...../...../.....



Classroom performance


Activity 1 Look, read, and match:

1. sky	a) 
2. bird	b) 
3. tree	c) 
4. grass	d) 

Activity 2 Look, read, and circle:



1. butterfly-tree



2. bird - flower



3. sky - grass



4. sky - flower



Homework Activity

Reorder the words to make sentences :

1. green – The- is- grass. ....
2. is - a butterfly.- This ....
3. can - a tree .- I - see ....

Lesson 2

Phonics

Date:...../...../.....



Classroom performance

Activity 1 Look, read, and circle the correct picture:



1. spider



2. snake



3. spoon



4. sun

Activity 2 Write the missing sound:



1. ...nake




2. ....un



3. ...poon



4. ....tar



5. ...pider



Homework Activity

Look and write:



1. ....



2. ....



3. ....



4. ....



5. ....

# Weekly Assessment (A)

## A. Unscramble and write



1. usn  
.....



2. poson  
.....



3. pdisre  
.....

## B. Look, read, and check

1. The grass is green.



( )

2. This is a bird.



( )

# Weekly Assessment (B)

## A. Unscramble and write



1. tsra  
.....



2. nksae  
.....



3. kys  
.....

## B. Look, read, and check

1. I can see a star.



( )


2. This is a tree.



( )

# Weekly Assessment (C)

## A. Unscramble and write



1. oefwlr  
.....



2. drbi  
.....



3. rete  
.....

## B. Look, read, and check

1. This is a flower.



( )

2. I can see the sky.



( )

## Lesson 3 Shapes and Colors

Date:...../...../.....




### Classroom performance

#### Activity 1 Look, read, and circle:



1 square circle



2. triangle square



3. circle square

#### Activity 2 Unscramble and write:



1. niltgrae  
.....



2. ursaqe  
.....



3. crteagnel  
.....



4. icelcr  
.....



## Homework Activity

Reorder the words to make sentences:

1. blue. - The - square- is .....
2. yellow.- sun - is- The .....
3. grass- is - The -green. ....

## Lesson 4 Phonics

Date:...../...../.....



## Classroom performance

Activity 1 Look, read, and circle:




1. apple -arrow



2. ant - axe







3. arrow - ant



4. arrow-apple

Activity 2 Look, read, and match:

1. apple	a) 
2. axe	b) 
3. ant	c) 
4. arrow	d) 



## Homework Activity

Look and write:




1. ....



2. ....



3. ....




4. ....

## Weekly Assessment

(A)

### A. Look, read, and circle



1. circle-square



2. arrow - axe



3. ant - apple

### B. Look, read, and check

1. This is a triangle.



( )

2. The square is blue.



( )

## Weekly Assessment

(B)


### A. Look, read, and circle



1. circle-square



2. apple - axe



3. arrow - ant

**B. Look, read, and check**

1. This is a circle .



( )

2. The triangle is blue.




( )

**A. Look, read, and circle**

1. axe - ant



2. arrow-apple



3. circle-triangle

**B. Look, read, and check**

1. This is a triangle .



( )

2. The circle is blue.



( )

Unit 3

I Love My Family

Lesson 1 Who's in My Family?

Date:...../...../.....



Classroom performance

Activity 1 Look, read, and complete:

sisters- grandmother- brothers- father

1. This is my .....



2. I have 2 .....








3. This is my .....



4. I have 2 .....



Activity 2 Look, read, and match:

1. father	a) 
2. mother	b) 
3. brothers	c) 
4. grandfather	d) 
5. sisters	e) 



## Homework Activity

Reorder the words to make sentences :

1. my- This- father.- is .....
2. is- grandmother.- This- my .....
3. have- I- sisters. - 2 .....






## Lesson 2 Phonics

Date:...../...../.....



## Classroom performance

Activity 1 Look, read, and match:

1. nail	a) 
2. potato	b) 
3. neck	c) 
4. pizza	d) 
5. nose	e) 

Activity 2 Look, read, and circle the correct word:



1.nurse-pencil



2.pizza-net



3.panda- nose



4.neck-parrot


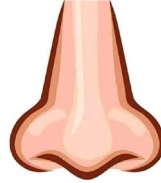
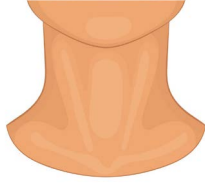


5.pencil-nurse



### Homework Activity

Look and write:



1. ....

2. ....


3. ....

4. ....

### Weekly Assessment

(A)

#### A. Look, read, and circle the correct word



1. father - mother

2. pizza - nail

3. potato - nurse

#### B. Reorder the words to make sentences

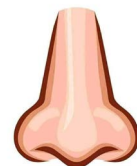

1. is- Who- this? .....

2. parents.- They- are .....

### Weekly Assessment

(B)

#### A. Look, read, and circle the correct word



1. pencil - parrot

2. grandfather - grandmother

3. nose - nail

**B. Reorder the words to make sentences**

1. brother.- have- I- 1 .....

2. my- This- father.- is .....



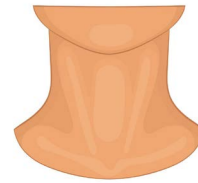
**A. Look, read, and circle the correct word**



1. sisters-brothers



2. panda - parrot



3. neck - nose

**B. Reorder the words to make sentences**

1. have- I- sisters.- 2 .....






2. is - grandfather. - This -my.....

Monthly Revision








A. Look, read, and match






A

1. nail	a) 
2. circle	b) 
3. tomato	c) 
4. pencil	d) 
5. grandmother	e) 

B

1. sky	a) 
2. parrot	b) 
3. mother	c) 
4. tiger	d) 
5. board	e) 

C

1. teacher	a) 
2. bag	b) 
3. father	c) 
4. flower	d) 
5. triangle	e) 

**B. Look, read, and circle the correct word**



1. table - chair



2. nail - net



3. triangle - square



4. book - pencil



5. desk - chair



6. brothers - sisters



7. grandfather- grandmother



8. table - desk



9. rectangle - circle



10. hello - play



11. bird - grass



12. flower - butterfly

**C. Look, read, and write the missing sound**



1. ...izza



2. ...urse



3. ...xe



4. ...pple



5. ...nt



6. ...rrow



7. ...nake



8. ...poon



9. ...ree



10. ...anda



11. ...tar



12. ...ail



13. ...un



14. ...pider



15. ...n



16. ....nk



17. ...ll



18. ...nsect

**D. Reorder the words to make sentences**

1. your - Open - books. ....
2. flower - is- red. -The .....
3. is- This - a bird. ....
4. see- I- the- can- sky. ....
5. is - The - blue.- sky .....
6. sun- yellow.- The- is .....
7. is - This - a square. ....
8. yellow. - is - The- triangle. ....
9. is- This - a circle. ....
10. see- I- a tree.- can .....

**E. Unscramble and write**



1. mndngtroærh  
.....



2. ctæhre  
.....



3. wfelro  
.....



4. torapr  
.....



5. emhtor  
.....



6. griltean  
.....



7. ridb  
.....



8. fburtetyl  
.....



9. ohlel  
.....




# Lesson 3 Numbers from 1 to 5

Date:...../...../.....







## Classroom performance

### Activity 1 Count and circle:

2		5		3	
	4		4		5

### Activity 2 Look, count, and match:

1	a) 
4	b) 
2	c) 
5	d) 



## Homework Activity

### Look, count, and write:

1. There are .....books. 

2. There are .....birds. 

3. There are .....trees. 

4. I have .....brother. 

Lesson 4 Phonics

Date:...../...../.....



Classroom performance

Activity 1 Look at the picture then circle the beginning sound:




1. Hh Dd



2. Hh Dd



3. Dd Hh



4. Dd Hh

Activity 2 Look, read, and circle:



1. house -dog




2. door-horse



3. duck - hair



4. drum- hat



5. hands-doll



Homework Activity

Look and write:



1. ....




2. ....



3. ....



4. ....





5. ....

# Weekly Assessment

## (A)

### A. Count and circle the correct number

(a)  3      1      5

(b)  4      3      2


### B. Look, read, and circle



1. hat - hands



2. house - door





3. hands - drum

# Weekly Assessment


## (B)

### A. Count and circle the correct number

(a)  4      5      2

(b)  4      1      3

### B. Look, read, and circle



1. duck - door



2. hair - house



3. dog - doll

# Weekly Assessment

## (C)

### A. Count and circle the correct number

(a)  3                      5                      2

(b)  4                      1                      3

### B. Look, read, and circle



1. hair - hand



2. door - doll



3. drum - duck





## Review (1)

Date:...../...../.....



### Classroom performance

#### Activity 1      Look, read, and match:

1. tiger	a) 
2. pizza	b) 
3. desk	c) 
4. ink	d) 


## Activity 2 Reorder the words to make sentences:

1. is- yellow.- The - sun .....
2. I- have- I- brother. ....
3. grass- is- The - green. ....



## Homework Activity

Look and write:



1. ....



2. ....



3. ....



4. ....



5. ....

Unit 4

My Body and My Senses

Lesson 1

Head to Toe

Date:...../...../.....



Classroom performance


Activity 1 Look, read, and circle:



1. eye - nose



2. head - ear



3. nose-mouth

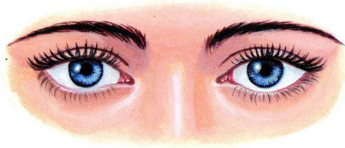


4. tongue-hand

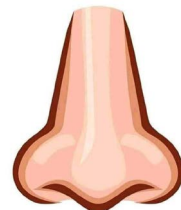


5. legs - arms

Activity 2 Look, count, and complete:



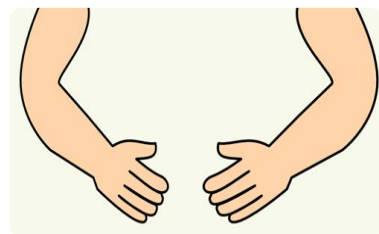
1. I have ..... eyes.



3. I have ..... nose.



2. I have ..... mouth.



4. I have ..... arms.



## Homework Activity


Look and write:



1. ....



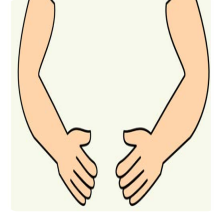
2. ....



3. ....



4. ....



5. ....

## Lesson 2 Phonics

Date:...../...../.....



## Classroom performance


**Activity 1** Look at the picture then circle the beginning letter:



1. Ee Rr



2. Rr Ee



3. Rr Ee



4. Ee Rr

**Activity 2** Look, read, and circle:



1. egg-robot



2. elephant-rocket



3. elbow-red




4. enter-rabbit



### Homework Activity

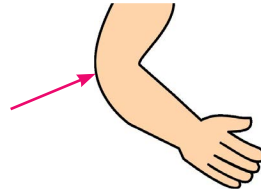
Look and write:



1. ....



2. ....



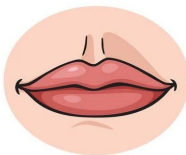
3. ....



4. ....

## Weekly Assessment (A)

### A. Unscramble and write



1. umtoh  
.....



2. geg  
.....



3. kcrtoe  
.....

### B. Reorder the words to make sentences

1. feet. - 2 - I - have .....

2. have - I - nose. - 1 .....

## Weekly Assessment (B)


### A. Unscramble and write



1. ignr  
.....



2. are  
.....



3. pgtgenal  
.....

**B. Reorder the words to make sentences**


1. mouth.- I- have-1 .....
2. arms.- 2- have- I .....

**Weekly Assessment**  
**(C)**

**A. Unscramble and write**



1. sleg  
.....



2. obrto  
.....



3. petehalnt  
.....

**B. Reorder the words to make sentences**

1. have - I - 2- eyes. ....
2. head.- 1- have - I. ....

**Lesson 3 My 5 senses**

Date:...../...../.....



**Classroom performance**

**Activity 1 Look, read, and check:**

1. I can hear with my ears.



( )

2. I can see with my eyes.



( )

3. I can touch with my hands.



( )

4. I can smell with my nose.



( )

**Activity 2** Look, read, and complete:

hear - smell - see - touch

1. I can ..... with my eyes.



2. I can ..... with my ears.



3. I can ..... with my hands.



4. I can ..... with my tongue.



**Homework Activity**

**Reorder the words to make sentences:**

1. smell - nose .- I - with - can - my. ....
2. eyes. - my- see - I - can - with. ....
3. tongue.- I - with - can - taste -my.....

**Lesson 4 Phonics**

Date:...../...../.....



**Classroom performance**

**Activity 1**




1. Cc Kk



2. Cc Kk



3. Kk Cc



4. Kk Cc

**Activity 2** Look, read, and circle:



1. cat - kangaroo



2. kite - cup



3. key - car



4. kangaroo-carrot



## Homework Activity

Look and write:



1. ....



2. ....



3. ....



4. ....

## Weekly Assessment

(A)

### A. Unscramble and write



1. rca

.....



2. ehra

.....



3. ikgn

.....

### B. Reorder the words to make sentences

1. hands. – touch - can - I - my - with .....

2. my - nose. - can - with - I - smell .....

## Weekly Assessment

(B)

### A. Unscramble and write



1. ocart

.....



2. mlsle

.....



3. kace

.....

**B. Reorder the words to make sentences**

- 1. see - my- can - eyes.- I – with .....
- 2. tongue. - I- with - can - taste -my .....



**A. Unscramble and write**



1. eyk  
.....



2. tac  
.....



3.atset  
.....

**B. Reorder the words to make sentences**

- 1. can - ears. - with- hear- I - my .....
- 2. my - nose. - can - with - I - smell .....

Unit 5  
On the Farm

Lesson 1 Welcome to the Farm

Date:...../...../.....



Classroom performance

Activity 1 Unscramble and write :



1. ickhnec  
.....



2. osreh  
.....



3. ucdk  
.....



4. ocw  
.....


Activity 2 Reorder the words to make sentences:

1. duck - small. - The - is .....
2. is - big.- cow - The .....
3. I- animals. - love - farm .....
4. you - Do - a horse? - see .....



Homework Activity

Look and write:



1. ....



2. ....



3. ....



4. ....

# Lesson 2 Phonics

Date:...../...../.....



## Classroom performance

### Activity 1 Unscramble and write :



1. iklm  
.....



2. uagirt  
.....



3. sgaper  
.....



4. usmoe  
.....

### Activity 2 Look, read, and circle the odd sound word:

1. moon- monkey- grapes- milk                      2. goat- mouse- girl- guitar
3. gloves- grapes- girl- mango



## Homework Activity

Look and write:




1. ....



2. ....



3. ....



4. ....

## Weekly Assessment

(A)

### A. Write the missing sound



1. ....oat



2. ....ouse



3. ...oon

## B. Look, read, and choose


1. The duck is ..... ( big- small).
2. The horse is ..... ( big- small).

## Weekly Assessment (B)

### A. Write the missing sound



1. ....uitar



2. ....ango



3. ....irl

## B. Look, read, and choose

1. The chicken is ..... ( big- small).
2. The cow is ..... ( big- small).

## Weekly Assessment (C)

### A. Write the missing sound



1. ....onkey



2. ....loves



3. ....rapes

## B. Look, read, and choose

1. The horse is ..... ( big- small).
2. The bird is ..... ( big- small).




# Lesson 3 Numbers From 6 to 10

Date:...../...../.....



## Classroom performance

### Activity 1 Look, count, and circle:



### Activity 2 Look, count, and complet:


1. I can see.....pencils.



2. I can see .....flowers.



3. I can see .....cats.



4. I can see .....stars.




## Homework Activity

Look, count, and write:




1. ....



2. ....



3. ....



4. ....

# Lesson 4 Phonics

Date:...../...../.....



## Classroom performance

### Activity 1 Unscramble and write:



1. elvio

.....



2. hifs

.....



3. ctrshio

.....



4. ofgr

.....

### Activity 2 Read and circle the odd sound word:

1. octopus-on- fork- olive.

2. ostrich- fish- frog- fan.

3. fox- on- fan-fork.



## Homework Activity

### Look and write:



1. ....



2. ....



3. ....



5. ....

## Weekly Assessment

(A)

### A. Look, read, and circle



1. frog - fish




2. on - olive



3. fork - fox

**B. Look, read, and complete**

1. I can see a ..... 


2. This is an ..... 

**Weekly Assessment**  
**(B)**

**A. Look, read, and circle**



1. ostrich - on



2. fish - fork



3. octopus - olive

**B. Look, read, and complete**

1. I can see a ..... 

2. This is a ..... 

**Weekly Assessment**  
**(C)**

**A. Look, read, and circle**



1. ostrich - octopus




2. fork - fox



3. frog - fan

**B. Look, read, and complete**

1. I can see an ..... 

2. This is a ..... 

## Monthly Revision



## A. Look, read, and match

## A

1. door	a)
2. elephant	b)
3. toes	c)
4. eggplant	d)
5. horse	e)











## B

1. ostrich	a)
2. chicken	b)
3. gloves	c)
4. king	d)
5. arms	e)

## C

1. octopus	a)
2. doll	b)
3. head	c)
4. drum	d)
5. rocket	e)

**B. Look, read, and complete**





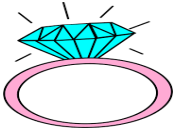












1. There are ..... books.	
2. I have 2 .....	
3. I have 2 .....	
4. I can ..... with my nose.	
5. The ..... is big.	
6. The ..... is small.	
7. There are ..... apples.	
8. I can see a .....	
9. This is a .....	
10. This is a .....	

**C. Reorder the words to make sentences**

1. see - I - stars.- can - 10 .....
2. small.- is - The - chicken .....
3. an - have - apple.- I.....
4. tongue.- I - with - can - taste - my .....
5. the - see - horse?- Do - you .....

- 6. is - This - car.- a .....
- 7. animals.- love - farm - I .....
- 8. toes. - have- I - 5 .....
- 9. is - horse - big. - The .....
- 10. the - hands.- touch- I - can- with- desk- my.....

**D. Write the missing sound**


 1. ....at	 2. ....og	 3. ....air	 4 ...ctopus
 5. ....ing	 6. ....gg	 7. ....an	 8.....ork
 9. ....ands	 10. ....strich	 11. ....ish	 12. ....live
 13. ....rog	 14. ....rapes	 15. ....ouse	 16. ...ey
 17. ....itchen			

**E. Read and circle the odd sound word**

- 1. hat- hair- doll- horse
- 2. drum- house- hands- hat

3. duck- horse- dog- door
4. red- rabbit- ring- egg
5. eggplant- rocket- elbow- enter
6. carrot- car- cup- robot
7. milk- kite- king- key
8. mouse- goat- monkey- mango
9. girl-moon- gloves- grapes
10. olives- on- fish- octopus
11. ostrich- frog- fox- fan

**F. Unscramble and write**

 1. tac .....	 2. elsg .....	 3. ofx .....	 4. tkie .....
 5. kcihnec .....	 6. kace .....	 7. utigra .....	 8. blewo .....
 9. efet .....	 10. etos .....	 11. gtoune .....	 12. neret .....



Unit 6

Animals

Around Me

Lesson 1 Welcome to the Jungle

Date:...../...../.....



Classroom performance

Activity 1 Unscramble and write :



1. igtre

.....



2. oiln

.....



3. fgraife

.....



4. nskae

.....

Activity 2 Reorder the words to make sentences:

1. lions - How - you - see? - many - can .....
2. is - the - tree. monkey - in - The .....
3. is - Where - monkey? - the .....
4. a snake - There - on - the - is - ground! .....



Homework Activity

Look, read, and complete:

1. There is a ..... on the ground!
2. I can see an .....
3. The ..... is in the tree.
4. I can see a .....



# Lesson 2 Phonics

Date:...../...../.....



## Classroom performance

### Activity 1 Write the missing sound:



1. ....ike



2. ....eaf



3. ....all



4. ....amp

### Activity 2 Read and circle the odd sound word:

1. leaf- lion- boy- lunch

2. bike- bird-banana- lemon

3. lamp- ball- lion- leaf



## Homework Activity

Look and write:



1. ....



2. ....



3. ....



4. ....

## Weekly Assessment

(A)

### A. Look, read, and circle



1. snake - tiger



2. bird - bike



3. lamp - lion

**B. Reorder the words to make sentences**

1. can - a- I - lion.- see .....
2. love - We - jungle! - the .....



**A. Look, read, and circle**



1. monkey - lion



2. lemon -bike



3. lunch - bird

**B. Reorder the words to make sentences**

1. elephant. – see - I - an .....
2. tiger - legs. - has- A - 4 .....



**A. Look, read, and circle**



1. leaf - lemon



2.monkey -tiger



3. lamp - ball

**B.Reorder the words to make sentences**

1. see - 2 - I - lions! - can .....
2. is - There - tiger.- a .....

Lesson 3

My Pets

Date:...../...../.....



Classroom performance

Activity 1 Look, read, and complete:

1. Where is the cat?

The cat is ..... the couch.



2. Where is the dog?

The dog is ..... the chair.



3. Where is the bird?

The bird is ..... the cage .



Activity 2 Reorder the words to make sentences:

1. The - leg! – cat- my- is- on .....

2. dog?- is - Where- the .....

3. dog - the - is - couch. – The - on .....



Homework Activity

Look and write:



1. ....



2. ....



3. ....



4. ....

# Lesson 4 Phonics


Date:...../...../.....



## Classroom performance

**Activity 1** Look, read, and circle the correct picture:


1. up



2. jam



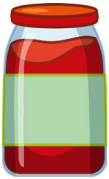
3. jeans



4. umbrella



**Activity 2** Unscramble and write:



1. rja

.....



2. duenr

.....



3. luonkc

.....




4. ejkcat

.....




## Homework Activity

Look and write:



1. ....



2. ....



3. ....



4. ....

# Weekly Assessment (A)

## A. Write the missing letter



1. ....eans



2. .... nlock



3. ....ar

## B. Reorder the words to write sentences

1. is - Where - bird? - the .....


2. under - the - is- table.- The - turtle .....

# Weekly Assessment (B)

## A. Write the missing letter



1....mbrella



2. ...ellyfish



3. ...amp

## B. Reorder the words to write sentences

1. love - pets! - I .....

2. The - under- cat- chair. - the - is .....

# Weekly Assessment (C)

## A. Write the missing letter



1...nder



2...acket



3...am

## B. Reorder the words to write sentences

1. is - Where - cat?- the .....

2. The - in- bird - cage.- the- is .....

## Review (2)

Date:...../...../.....



### Classroom performance

#### Activity 1 Look, read, and match:

1. chicken	a)
2. gloves	b)
3. lunch	c)
4. tongue	d)
5. tiger	e)

Activity 2 Unscramble and write:



1. kibe



2. anf



3. udmr



4. urltet



Homework Activity

Look and write:



1. ....



2. ....



3. ....







4. ....

General Revision

A. Look and write



1. ....		2. ....		3. ....		4. ....	
	5. ....		6. ....		7. ....		8. ....
	9. ....		10. ....		11. ....		12. ....
	13. ....		14. ....		15. ....		16. ....
	17. ....		18. ....		19. ....		20. ....
	21. ....		22. ....		23. ....		24. ....

B. Look, read, and complete

1. We are .....



2. can see a .....



3. I see a little ..... in the tree!	
4. The..... is green.	
5. The ..... is blue.	
6. The.....is yellow.	
7. This is a .....	
8. I can see a .....	
9. This is a .....	
10. This is a .....	
11. The.....is yellow.	
12. I have ..... brothers.	
13. This is my .....	
14. I have 1 .....	
15. There are 2 .....	
16. There are ..... stars.	
17. I have 1 .....	
18. I have 2 .....	

19. I can see it with my .....	
20. I can ..... the desk with my hands.	
21. The ..... is big.	
22. The ..... is small.	
23. The .....is in the tree!	
24. The cat is ..... the chair.	

**C. Reorder the words to make sentences**

1. your- What's- name?.....
2. name - My -is -Maya. ....
3. friends -are -We -now! .....
4. can - I - flower.- see -a .....
5. sun - yellow.- is- The.....
6. The -is - red. - flower.....
7. I -a - see -bird. - can.....
8. can -the - sky. – see- I.....
9. you -brothers?- have- Do- any.....
10. are - books.- There- 3.....
11. books -there? – many- How- are.....

- 12. desk.- see- can- I- the .....
- 13. you -horse?- see- Do- the .....
- 14. farm- I- animal!- love.....
- 15. How -see? – many- can- horses- you .....
- 16. are - ducks!- There - 9 .....
- 17. many- see?- lions- you- How- can .....
- 18. love- jungle!- We- the .....
- 19. the - couch. – dog- on- The- is .....
- 20. The -is - table! – turtle- under- the .....

**D. Look, read, and answer**

- 1. What shape is this?.....
- 2. What color is the square?.....
- 3. What shape is this? .....
- 4. What color is the triangle?.....



**E. Look, read, and count**

- 1. I have .....sisters.
- 2. There are .....birds.
- 3. 1.I have .....brother.



4. There is.....butterfly.



5. There are.....apples.



### F. Look, read, and complete

1. The tree is .....
2. The sun is .....
3. The sky is .....
4. I see a little ..... in the tree!
5. The ..... is flying near the tree!
6. The grass is .....



### G. Draw and color a picture of your family




**H. Look, read, and complete**




1. I can see with my .....
2. I can ..... with my ears.
3. I have ..... hands.
4. I have 1 .....
5. I can ..... with my nose.
6. I have ..... eyes.
7. I can taste with my .....
8. I can ..... with my hands.
9. I have ..... mouth.
10. I have ..... ears.

## I. Read, draw, and color




1. The triangle is yellow.



2. The square is blue.



3. The circle is red.



4. The rectangle is green.

## J. Look, read, and complete

**Sara:** How many lions can you see?

**Ziad:** I can see ..... lion.

**Sara:** How many legs does a lion have?

**Ziad:** A lion has ..... legs.

**Sara:** Where is the monkey?

**Ziad:** The monkey is in the .....

**Sara:** I see an ..... too!

**Ziad:** And look! There is a ..... on the ground!

**Both:** We love the jungle!








**K. Look, read, and choose**

- 1. The cat is .....table. (on - in )
- 2. The dog is .....box. (under - in )



**Final Assessment  
on the book**

**A. Look, read, and complete**

1. bike	a) 
2. tomato	b) 
3. ill	c) 
4. leaf	d) 
5. square	e) 

**B. Reorder the words to make sentences**

- 1. can - I - butterfly.- see - a .....
- 2. are - horses.- There - 6 .....
- 3. is- Where- dog?- the .....
- 4. love- pets!- I.....
- 5. is- There- a monkey.- .....

**C. Unscramble and write**



1. pdisre



2. fgraife



3. urltet



4. luonkc



5. tumoh

**D. Look, read, and complete**

1. The ..... is big!



2. The bird is ..... the cage.



3. I have 2 .....



4. The ..... is red.



5. This is my .....

