



# École Geel 2000 des Langues

1<sup>er</sup> semestre



(2025 - 2026)

## Allons-Y ( 1 )



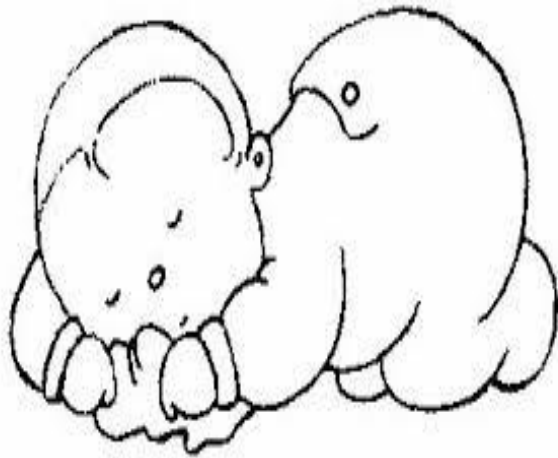
**1<sup>ère</sup> année primaire**

Nom :-----


Classe:-----

# L'alphabet


ami



bebe




clown



dauphin

-----  
\_\_\_\_\_



éléphant

-----  
-----  
\_\_\_\_\_



fruits


-----  
-----  
\_\_\_\_\_

• Relie :


(1) B  b  



(2) Ami





(3) Clown




# • Entoure le bon dessin :



(a) Eléphant




(b) Fruits



(c) Dauphin






glace



homme



Insecte




jus

\_\_\_\_\_

-----

\_\_\_\_\_




kangourou

\_\_\_\_\_

-----

\_\_\_\_\_



lion


\_\_\_\_\_

-----

\_\_\_\_\_

• Complète les mots :

( m - s - c )



(1) In\_\_ecte




(2) Gla\_\_e




(3) Ho\_\_me

• Relie :


1) jus



2) Kangourou



3) Lion





Médecin

\_\_\_\_\_

-----

\_\_\_\_\_




nid

\_\_\_\_\_

-----

\_\_\_\_\_



orange

\_\_\_\_\_

-----

\_\_\_\_\_

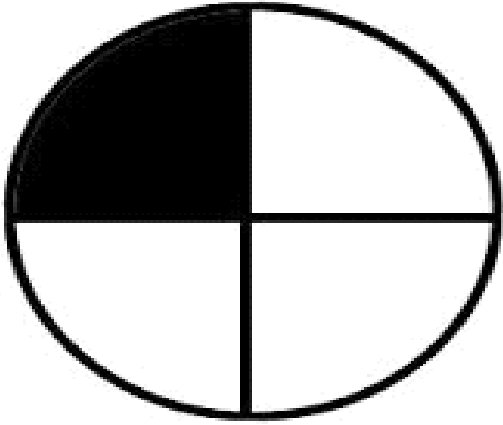


Poupée

\_\_\_\_\_

-----

\_\_\_\_\_




quart





rose

• Entoure le bon dessin :



\* \*Médecin



## \*Nid




## \*Orange



## • Complète les mots :

( r - s - p )




(1) pou\_\_ée

(2) Qua\_\_t




(3) Ro\_\_e




Sandwich


Tigre



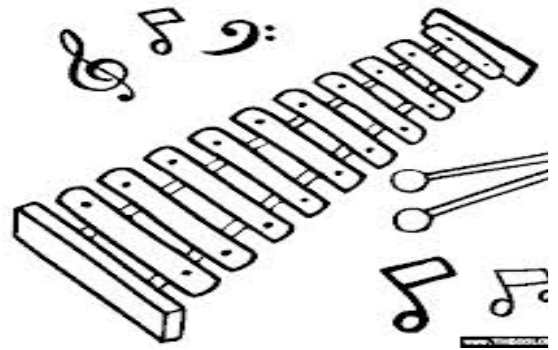
Uniforme



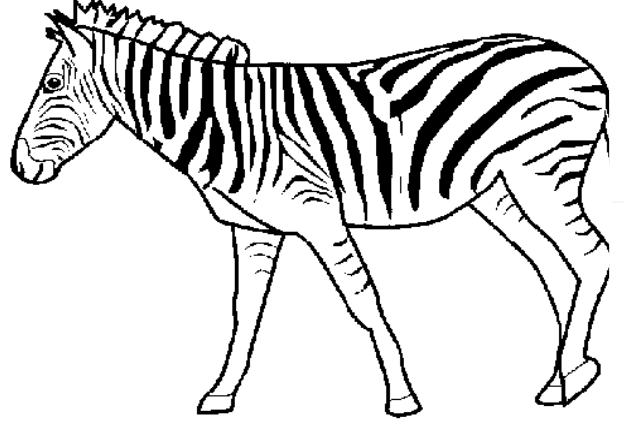
Vase



Wagon



Xylophone



Yaourt

Zebre



امسح الكود  
لتستمع الي نطق الكلمات على هاتفك

# • Relie :

(1) Uniforme




(2) Vase



(3) Sandwich



(4) Tigre

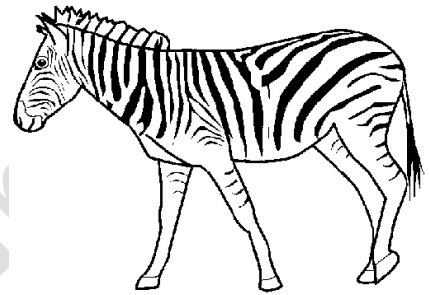


# Complète les mots :


( b - l - g - r )



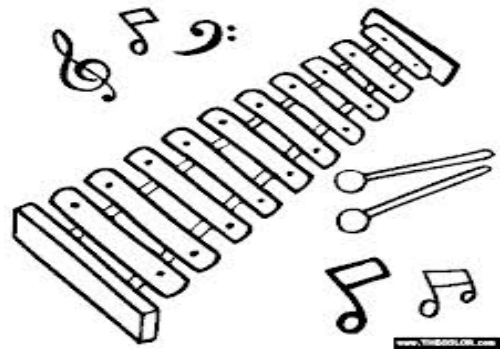
(a) Yaou\_\_t



(b) Zè\_\_re



(c) Wa\_\_on



(d) Xy\_\_ophon

# Salut !

## Unité 1



Le matin on dit ; **Bonjour**

Le soir on dit ; **"Bonsoir"**

La nuit on dit ; **"bonne nuit"**

Lorsqu'on rencontre quelqu'un : **"Salut , Enchanté"**

Quand on va partir : **Au revoir.**




www.coloring-pages-kids.com



www.coloring-pages-kids.com

Bonjour

Salut



Flamingo@ourKids.com

ie mabelle



• Présente-toi :

Bonjour , je m'appelle .....

• Complète avec la lettre qui manque :

( l - n )

Bo\_ \_ jour

Sa\_ \_ ut

Bonjour, je m'appelle .....



www.coloring-pages-kids.com

Salut , je m'appelle .....



www.coloring-pages-kids.com

Unité 2

# La rentrée



moi




toi



Madame



Monsieur




- Bonjour, je m'appelle Madame Mona.  
Et toi, comment t'appelles-tu?

Moi, je m'appelle .....

• Complète le dialogue :

(( je m'appelle Suzanne - Comment t'appelles – tu?

- ..... ?



- .....



Unité 3

**Mon ami**



Merci

Au

revoir



- Bonjour, Ahmed ,Comment ça va ?
- Bonjour, Sara ,ça va bien, merci .

## • Relie :

(1) Bonjour



(2) Merci



(3) Ça va ?



(4) Au revoir





**- Complète par les mots suivants:**

**( au revoir – je m'appelle Mona – ça va bien, merci )**

(a) comment t'appelle-tu?

.....

(b) Comment ça va ?

.....

(c) Au revoir .

.....

امسح الكود  
لتستمع الي نطق الكلمات على هاتفك

**Unité 4**

**Dans mon cartable**

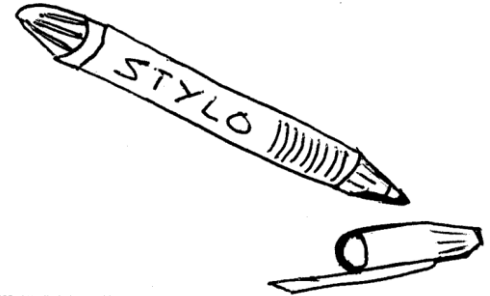


un cartable

\_\_\_\_\_

-----

\_\_\_\_\_




un stylo

\_\_\_\_\_

-----

\_\_\_\_\_




un livre

\_\_\_\_\_

-----

\_\_\_\_\_

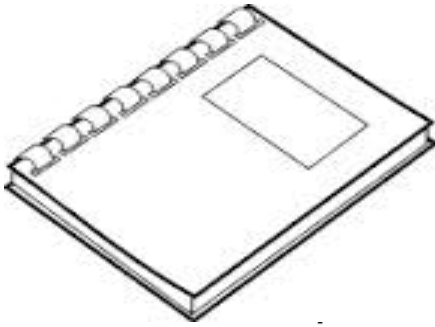


un crayon

\_\_\_\_\_

-----


\_\_\_\_\_




un cahier



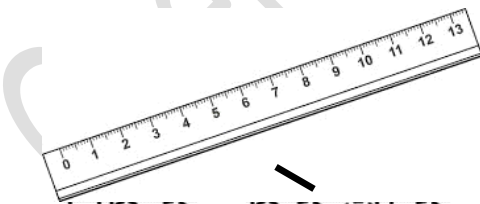
un sandwich



une trousse



une gomme



une regle



une banane

# \* Les articles indéfinis \*

## 1. Masculin singulier :

Un



un garçon

un stylo

un crayon

un livre

un cahier

un sandwich

un cartable

## 2. Féminin singulier :

Une



une fille




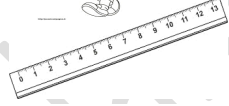


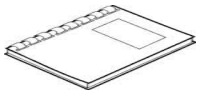


une trousse

une règle

une gomme

une banane

# \* Complète avec un ou une

- (1) ..... gomme 
- (2) ..... cartable 
- (3) ..... garçon 
- (4) ..... règle 
- (5) ..... trousse 
- (6) ..... stylo 
- (7) ..... cahier 
- (8) ..... fille 
- (9) ..... sandwich 



امسح الكود  
لتستمع الي نطق الكلمات على هاتفك

## Unité 5

### En classe



un maître



une maîtresse



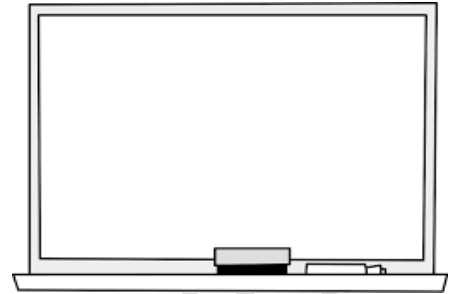
un élève



une élève



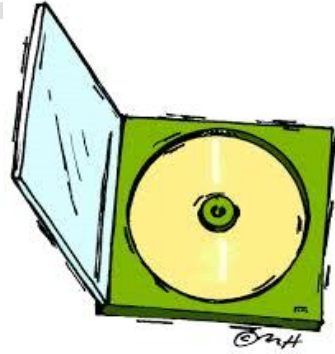
un banc




un tableau




un ordinateur



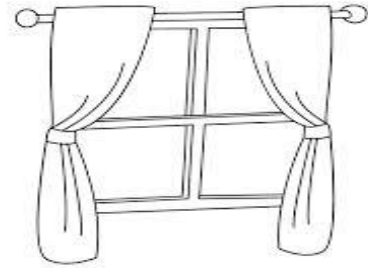
un disque



un poster



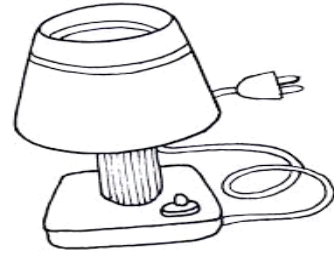
une porte



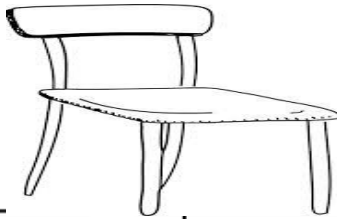
une fenêtre



une table



une lampe



une chaise

\* Qu'est-ce que c'est ?



C'est un ordinateur



c'est une table

• Présente - toi ?

Je m'appelle sara.

Je suis .....




# Relie :

(1) C'est un disque



(2) C'est une fenêtre



(3) C'est un banc



(4) C'est une chaise

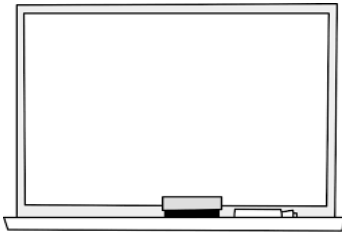


(5) C'est un ordinateur



• Complète avec la lettre qui manque :

( a - i - s - e )




T\_bleau



ord\_nateur



di\_que



f\_netre

## Chanson 1

# JEAN PETIT QUI DANSE

Oyez, oyez bonnes gens,  
Je vais vous conter l'histoire de Petit Jean.



Jean Petit qui danse (bis)  
De son doigt il danse (bis)  
De son doigt, doigt, doigt  
Ainsi danse Jean Petit

Jean Petit qui danse (bis)  
De sa main il danse (bis)  
De son doigt, doigt, doigt  
De sa main, main, main  
Ainsi danse Jean Petit

Jean Petit qui danse (bis)  
De son bras il danse (bis)  
De son doigt, doigt, doigt  
De sa main, main, main  
De son bras, bras, bras  
Ainsi danse Jean Petit



Et ainsi de suite pour toutes les parties du corps.  
De son pied, de sa jambe, de son ventre, de sa fesse, de son  
épaule, de ses hanches, de sa tête... , de son corps, de son  
coeur.




Révision générale

1) Entoure le bon dessin :



(a) Eléphant




(b) Fruits





(c) Dauphin




## D) Médecin



## e) Nid




## f) Orange




## 2)Relie :

1)jus



2)Kangourou



3)Lion



(4) Uniforme




(5) Vase



(6) Sandwich



(7) Tigre



(8) un disque



(9) une fenêtre



(10) un banc



(11) une chaise



(12) un ordinateur



### 3) Complète les mots :

( m - s - c - r - s - p - a - i - s - e )



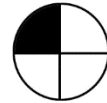
(1) In\_\_ecte



(2) Gla\_\_e



(3) Ho\_\_me

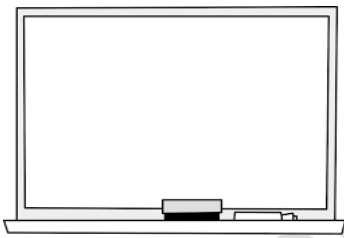


(4) pou\_\_ée

(5) Qua\_\_t





(6) Ro\_\_e



7) T\_\_bleau

8) ord\_\_nateur



9) di\_\_que

10) f\_\_netre

#### 4) Complète le dialogue :

(( je m'appelle Suzanne - Comment t'appelles – tu?)

- .....?



- .....



#### 5) Complète avec (un ) ou( une)

(1) ..... gomme

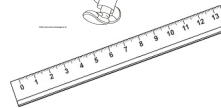
(2) ..... cartable




(3) ..... garçon



(4) ..... règle



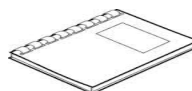
(5) ..... trousse



(6) ..... stylo





(7) ..... cahier




modèle de réponse

1) Entoure le bon dessin :



(a) Eléphant




(b) Fruits





(c) Dauphin




## D) Médecin



## e) Nid




## f) Orange




## 2)Relie :

1)jus



2)Kangourou



3)Lion



(7) Uniforme




(8) Vase



(9) Sandwich



(7) Tigre



(8) un disque

(9) une fenêtre

(10) un banc

(11) une chaise

(12) un ordinateur



### 3) Complète les mots :

( m - s - c - r - s - p - a - i - s - e )



(1) Insecte



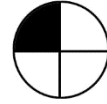
(2) Glace



### (3) Homme



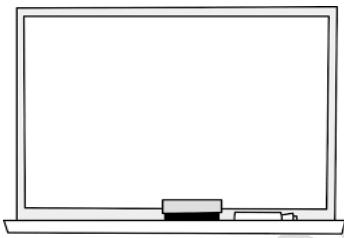
(4) poupée



(5) Quart




(6) Rose




7) Tableau



8) ordinateur



9) disque



10) fenetre

## 4) Complète le dialogue :

(( je m'appelle Suzanne - Comment t'appelles – tu?)

Comment t'appelles –tu ?

- .....?



Je m'appelle Suzanne

- .....



## 5) Complète avec (un) ou (une)

(1) ... une ..... gomme

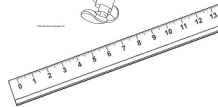
(2) .....un..... cartable




(3) .....un..... garçon



(4) .....une..... règle



(5) ....une..... trousse



(6) .....un..... stylo



(7) .....un ..... cahier

