



GEEL 2000 LANGUAGE SCHOOLS

Geel 2000 Language Schools


Science Department

Primary (1)

First term

(2025-2026)

Discover








Name:

Class:

Chapter 1: All About Me

Lesson (1): The five senses organs

| | |
|----------|--|
| 1-Eyes |  |
| 2-Ears |  |
| 3-Nose |  |
| 4-Skin |  |
| 5-Tongue |  |

Worksheet

Match



Eyes



Tongue



Ears



Nose



Skin



Lesson: (2)

Our five senses:

I can see with my eyes.




I can hear with my ears.



I can smell with my nose.




I can touch with my hands.




I can taste with my tongue.



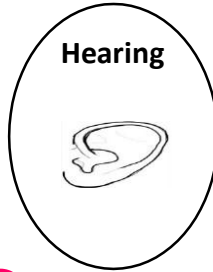
The five senses



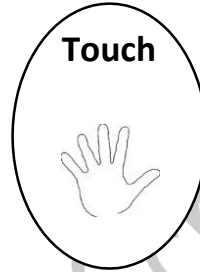
Taste



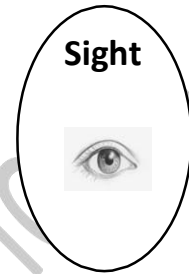
Smell



Hearing



Touch



Sight

Senses


- We have five senses.
 - Our senses are:
hearing, seeing, touching, smelling and tasting.
- We see with our eyes.
- We hear with our ears.
- We smell with our nose.
- We taste with our tongue.
- We touch and feel with our hands and skin.

Our Five Senses

I can **smell**
with my **nose**.



I can **see**
with my **eyes**.



I can **hear**
with my **ears**.



I can **taste**
with my **tongue**.



I can **touch**
with my **hands**.





SING A SONG OF FIVE SENSES

I HAVE TWO EYES TO SEE.


I HAVE ONE NOSE TO SMELL.

I HAVE A SKIN TO TOUCH.

I HAVE TWO EARS TO HEAR.

**I HAVE ONE TONGUE TO
TASTE.**

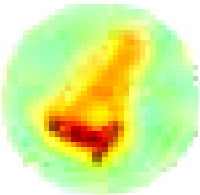
My Senses




I can hear the birds sing,
The dogs bark, the cat meow,
I can hear the phone ring,
I can hear YOU!




I can see the grass grow,
The bright stars, the yellow moon,
I can see the white snow,
I can see YOU!



I can smell the roast meat,
The fresh bread, the pretty flowers,
I can smell your dirty feet,
I can smell YOU!



I can touch the soft grass,
The cold ice, the wet rain,
I can touch the smooth glass,
I can touch YOU!



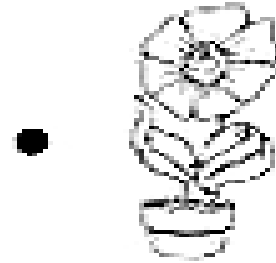



I can taste the crispy apple,
The chocolate bar, the cream cake,
I can taste the fresh pineapple,
I can taste YOU!




Worksheet

Match



Worksheet

What do you see, hear, smell and touch in the spring time?



I see...

I hear...

I smell...

I taste...

I touch...

Lesson: (3)

Dr. Magdi Yacoub



- Dr. Magdi Yacoub is the most famous cardiologist.
- He treats the heart (cardiac) diseases.
- He helps children with heart problems.





Worksheet



Look at the picture ,then
answer:

What is his name?

.....

What is his job?

.....

What do you see in his face?

.....





Worksheet

Choose:

- Dr. Magdi Yacoub is a.....
(teacher – doctor)
- Dr. Magdi Yacoub treats.....
(heart – eyes)

Draw and colour picture for

Dr. Magdi Yacoub:




Chapter 2 : Family Tree



Lesson (5) : Adult and babies

Learn and colour:


A young cat
is a kitten.




A young dog
is a puppy.




A young cow
is a calf.




A young chicken
is a chick.





A young elephant
is a calf.





A young sheep
is a lamb.






A young lion
is a cub.




A young deer
is a fawn.



A young
giraffe is
a calf.




A young goat
is a kid.





GEEL 2000 LANGUAGE SCHOOLS








A young horse is a foal


I  **SCIENCE**

Worksheet


Complete the sentences by using the following words
(chick, kitten, calf, fawn and lamb)

| | |
|---|-----------------------------|
|  | A young elephant is a _____ |
|  | A young deer is a _____ |
|  | A young cat is a _____ |
|  | A young sheep is a _____ |
|  | A young chicken is a _____ |


Write the labels below the corresponding baby animals.



Calf



Kitten



Chick

Geel

Worksheet

Match the adult to the babies:

Adult "parent"



Baby "offspring"



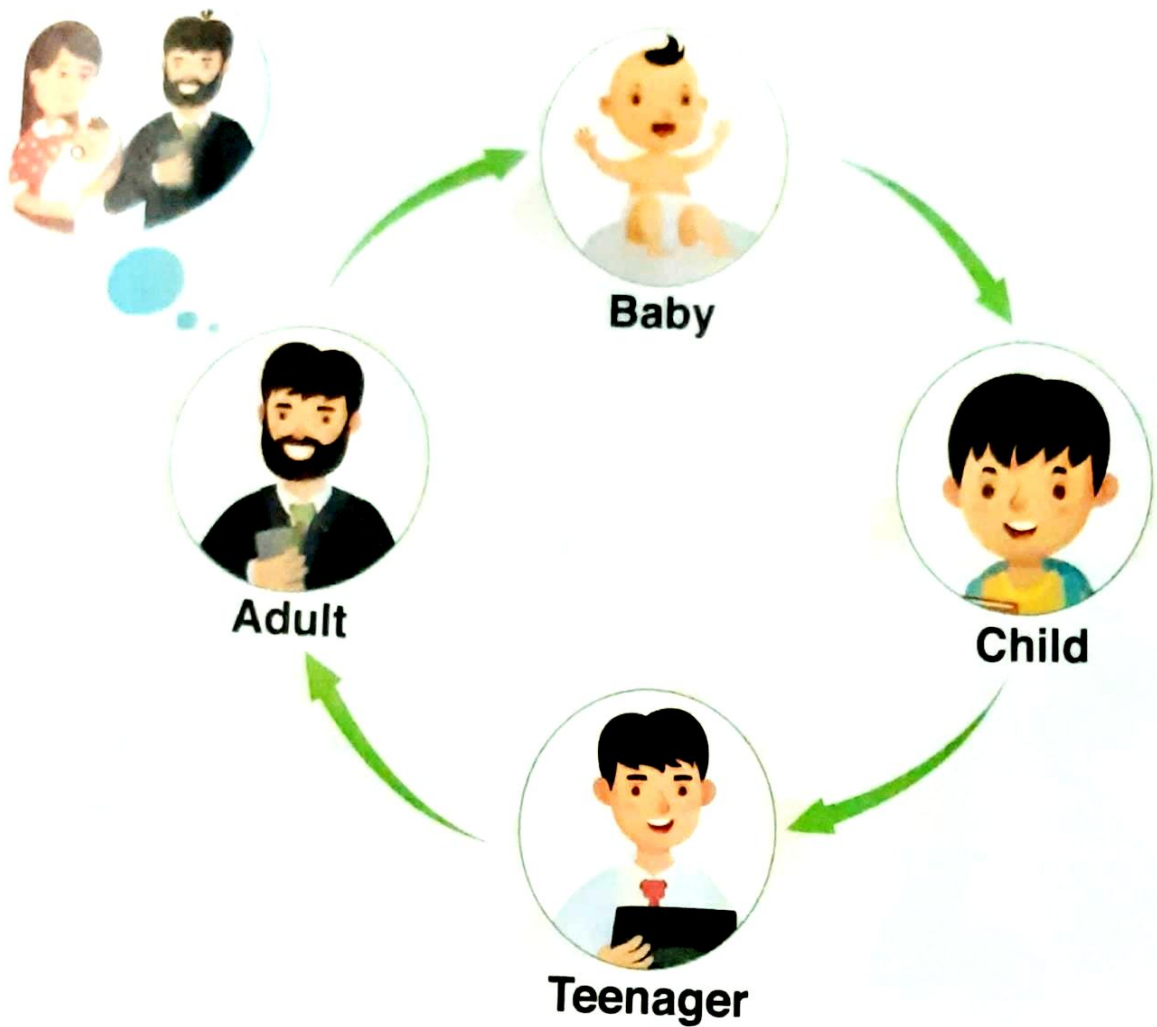
Lesson (6)


Life cycle of a human

What is your stage?



Life Cycle of a Human





The adult is the "parent".

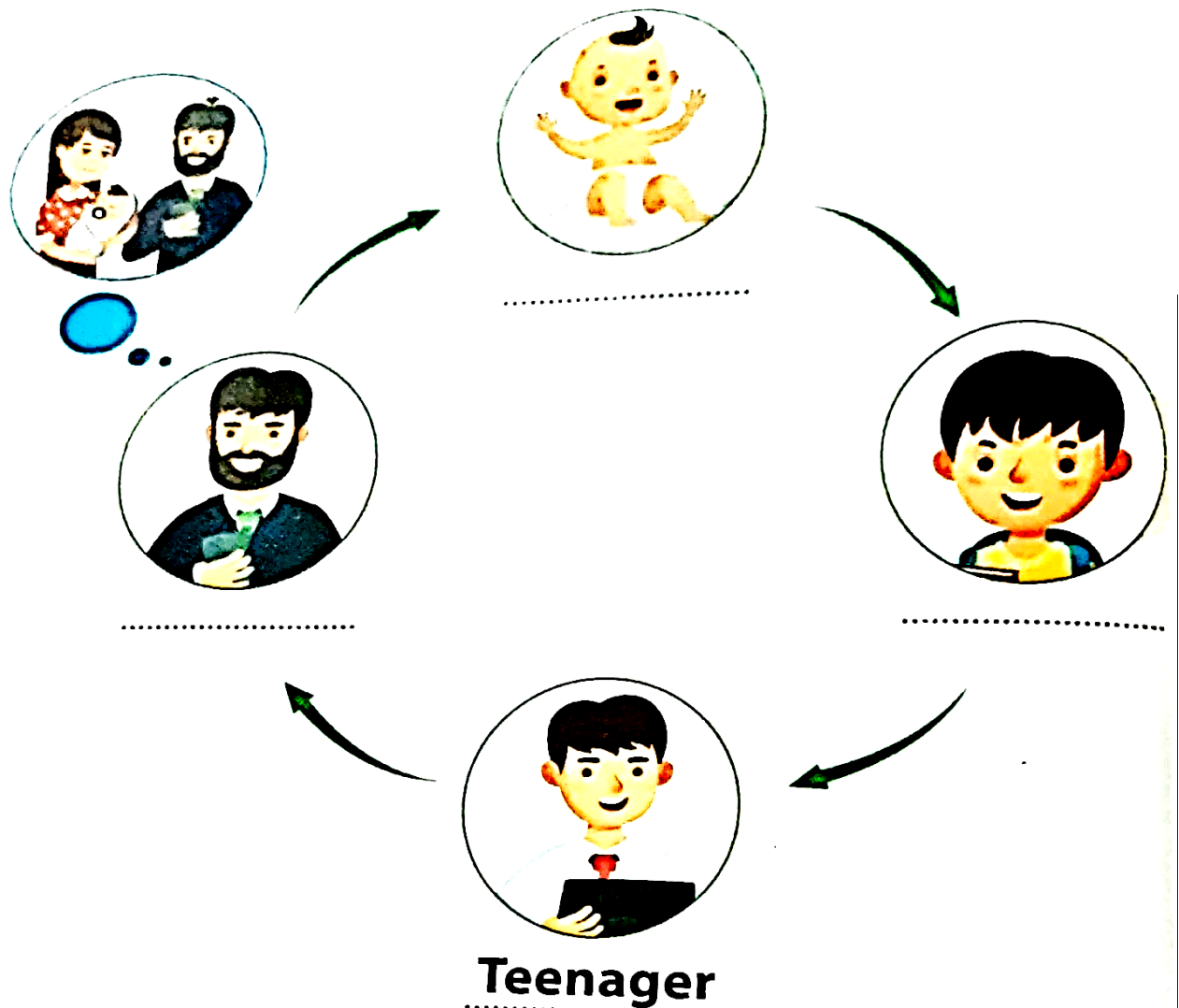
- The baby is the "offsp



Worksheet

Complete the life cycle of the human using the words below:

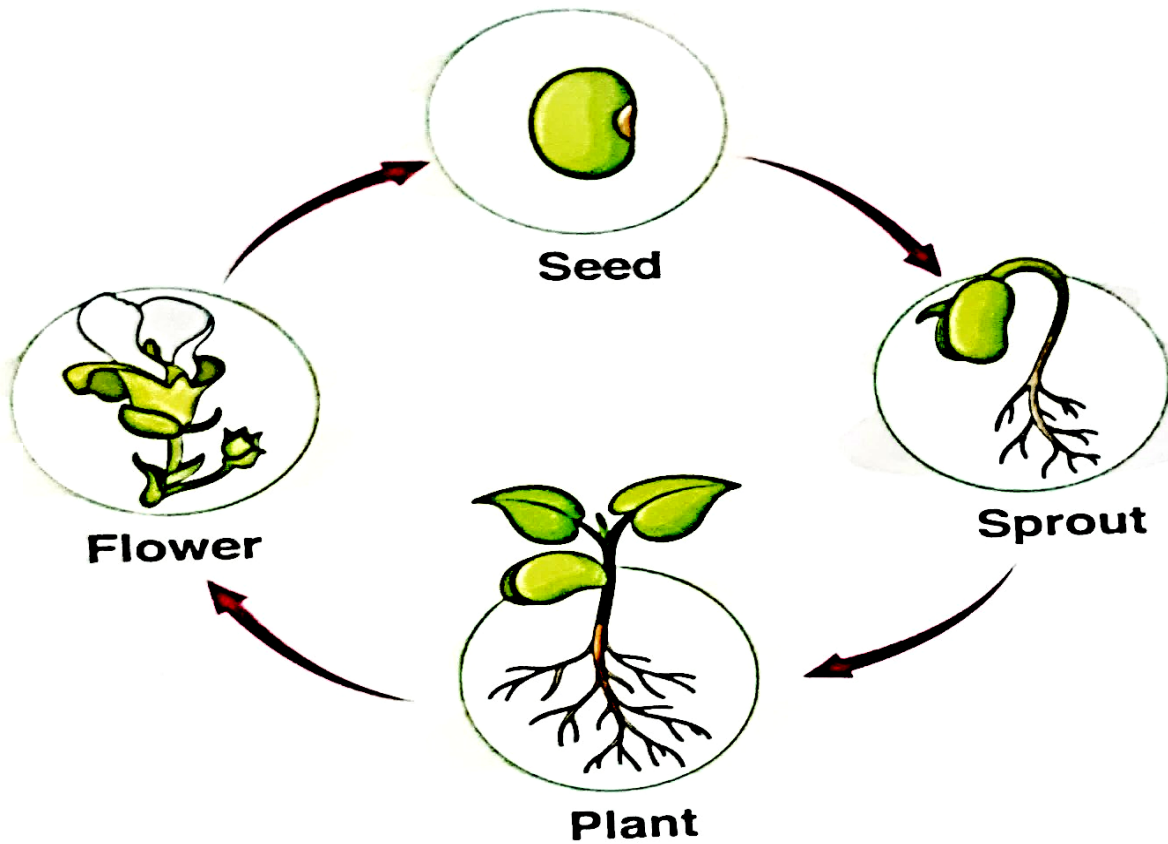
(Adult – Child – Baby- Teenager)



Lesson (7)


Life cycle of a plant

• Plants like humans and animals grow up as follows:



Worksheet


Match each picture to its name:



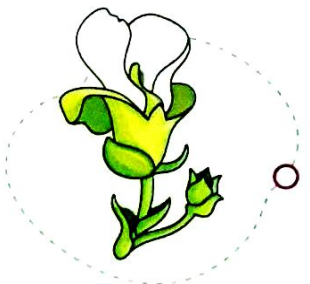
Flower



Plant



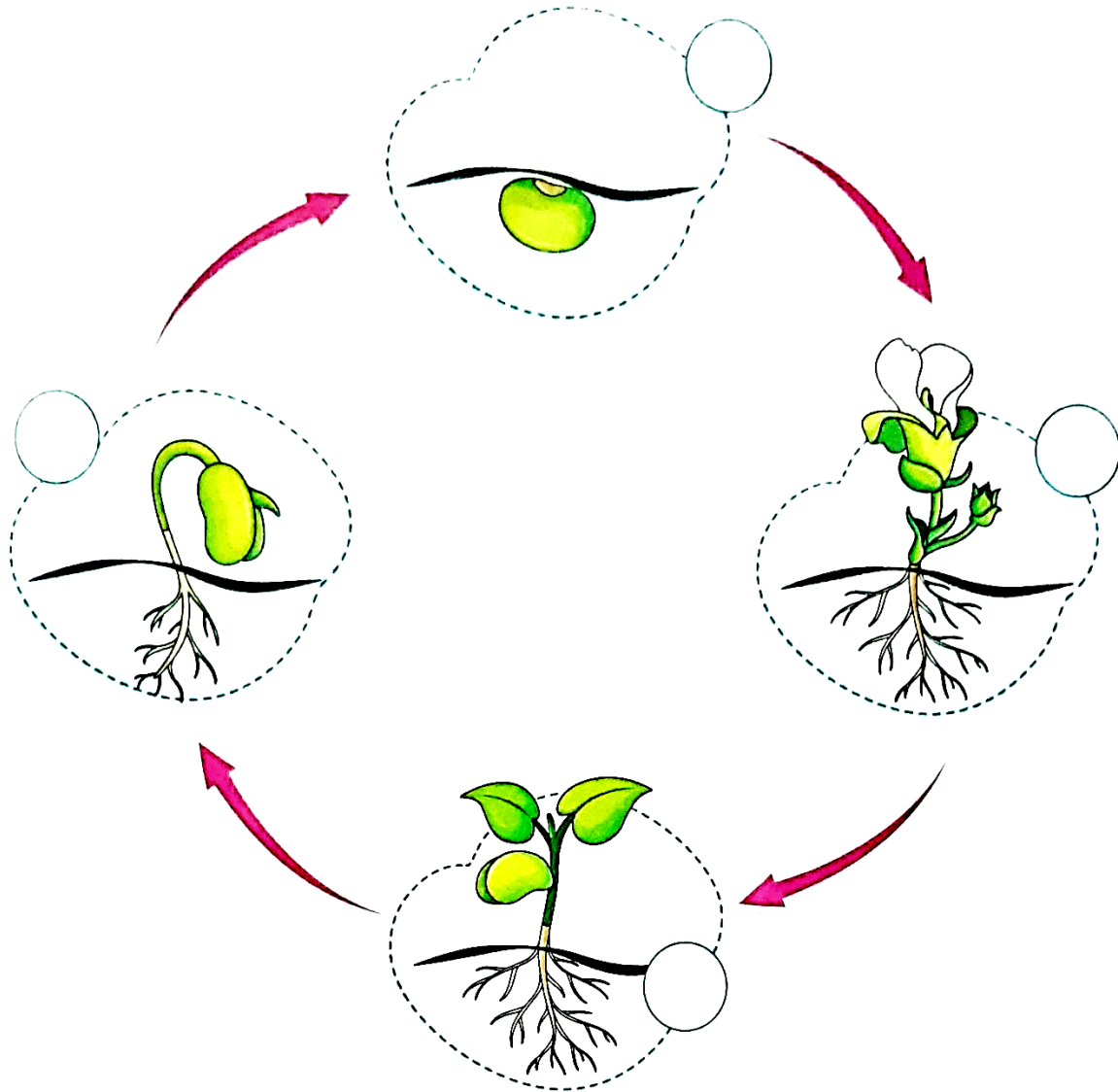
Sprout



Seed

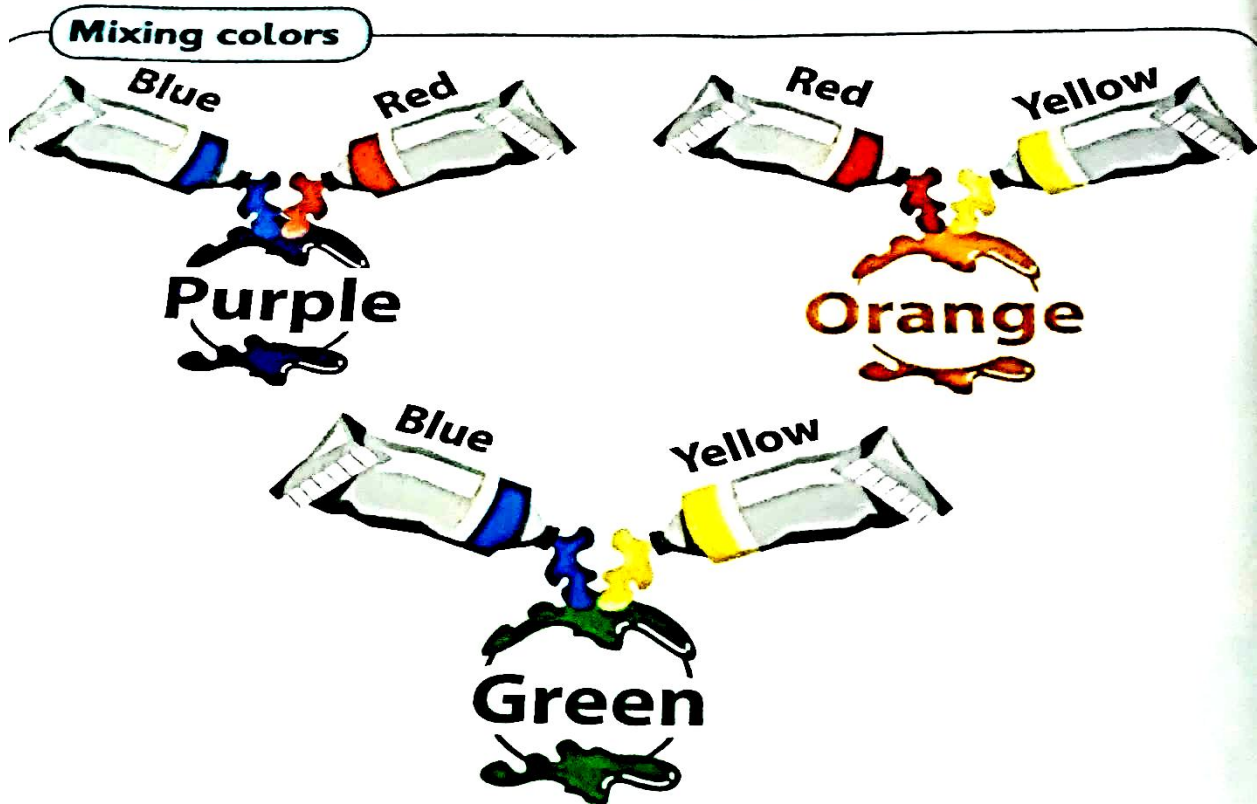
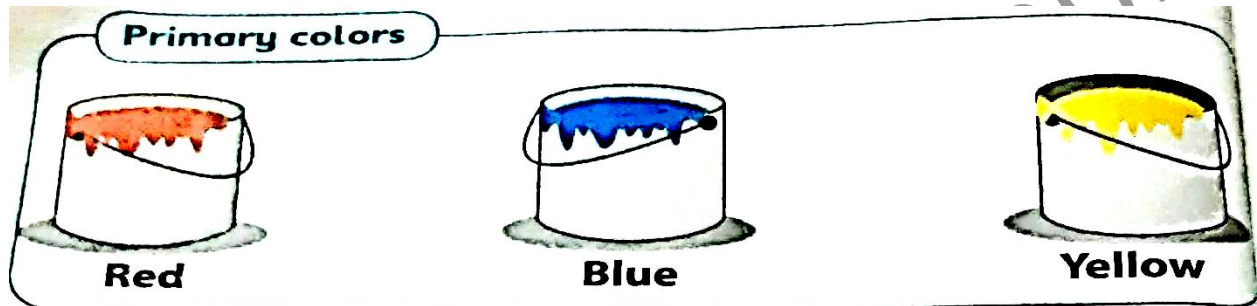
Worksheet

Arrange the life cycle of the plant from (1-4):



Lesson (8)


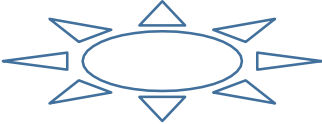

The primary colours



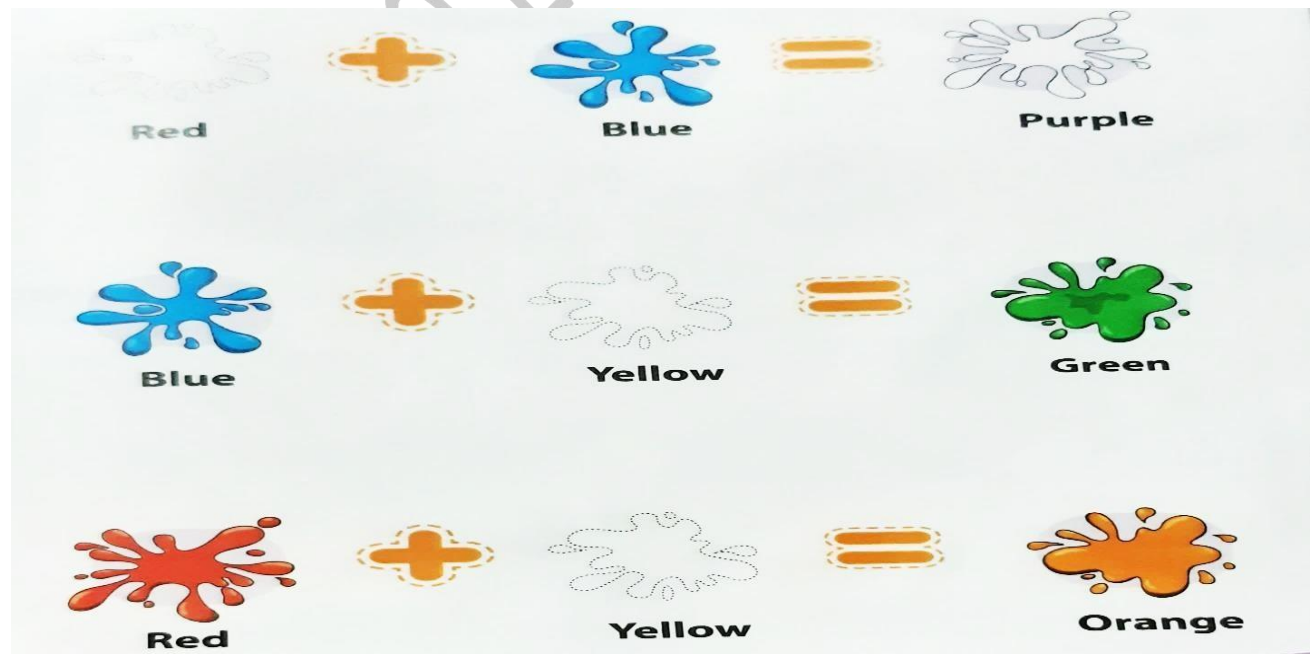


Worksheet

Learn & write and colour:

| Red | Yellow | Blue |
|---|---|---|
|  |  |  |
| | | |
| | | |
| | | |


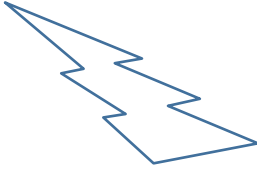

Colour





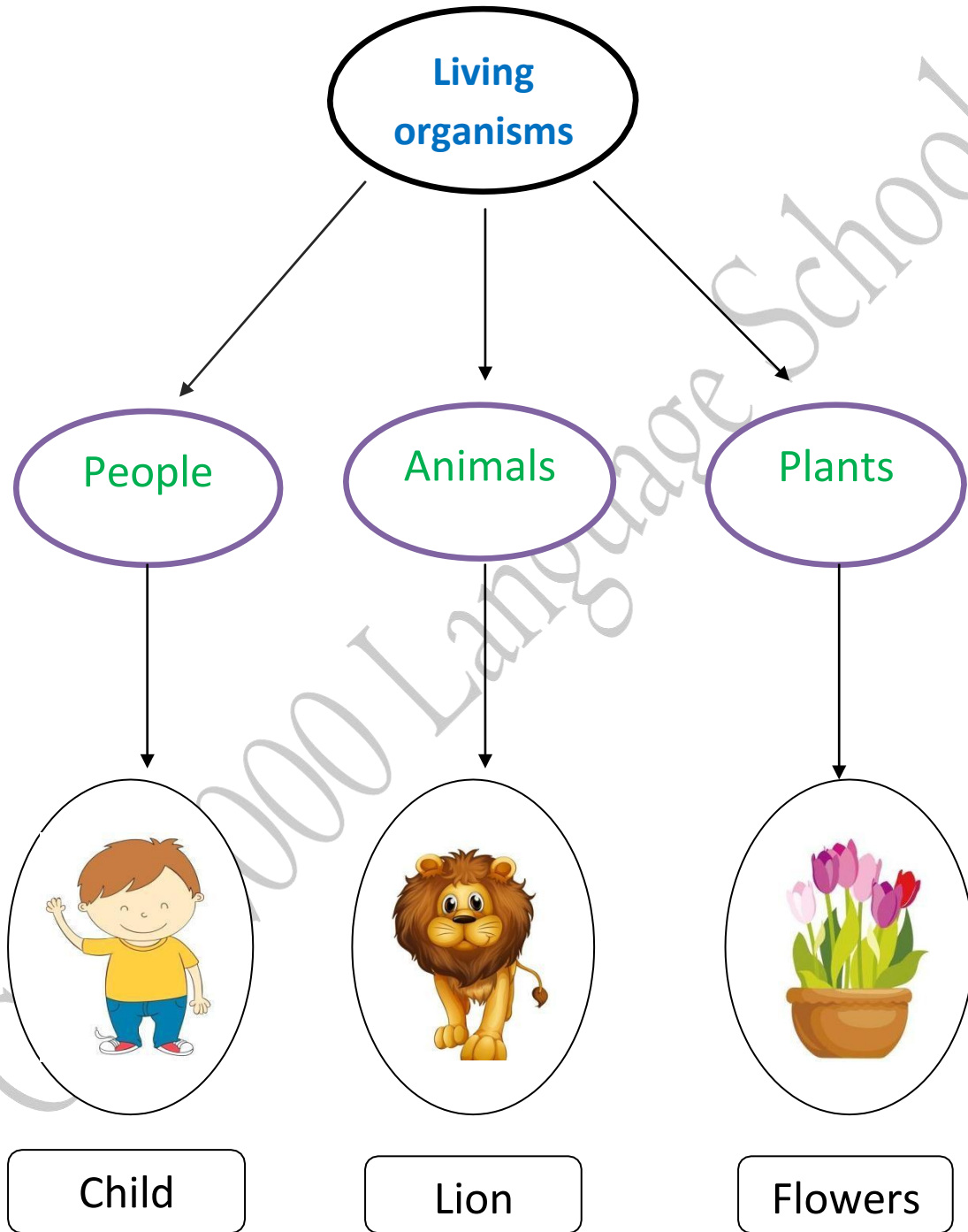
Worksheet

Learn & write and colour:

| purple | green | Orange |
|---|---|---|
|  |  |  |
| | | |
| | | |
| | | |



Lesson (9) Living organisms



Let's sing a song



"Living things song"

Living things all grow and change,
grow and change, grow and change

Living things all grow and change, Non-living things do not.



Living things need food and water, food and
water, food and water

Living things need food and water, Non-
living things do not.

Living things need air to breathe, air
to breathe, air to breathe.

Living things need air to breathe,

Non-
living
things do
not.



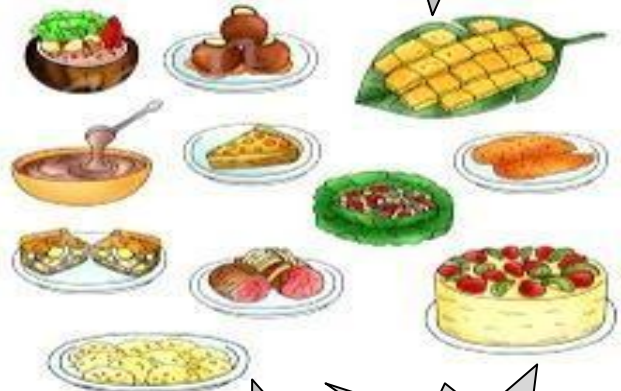
Living things move on their own, on their
own, on their own. Living things move on
their own, Non-living things do not.

Living things can

1- Living things can eat, they

need

food



2- Living things can drink, they

need

water



3- Living things can breathe, they

need

air



4- Living things

need








shelter



Worksheet

Am I Living?

Check the boxes by each picture to find out if it is living or not.

| Object | Do I need food and water? | Do I need air? | Do I grow? | Do I move? | Am I living? Yes or No |
|---|---------------------------|----------------|------------|------------|---------------------------|
|  | | | | | |
|  | | | | | |
|  | | | | | |
|  | | | | | |
|  | | | | | |
|  | | | | | |
|  | | | | | |

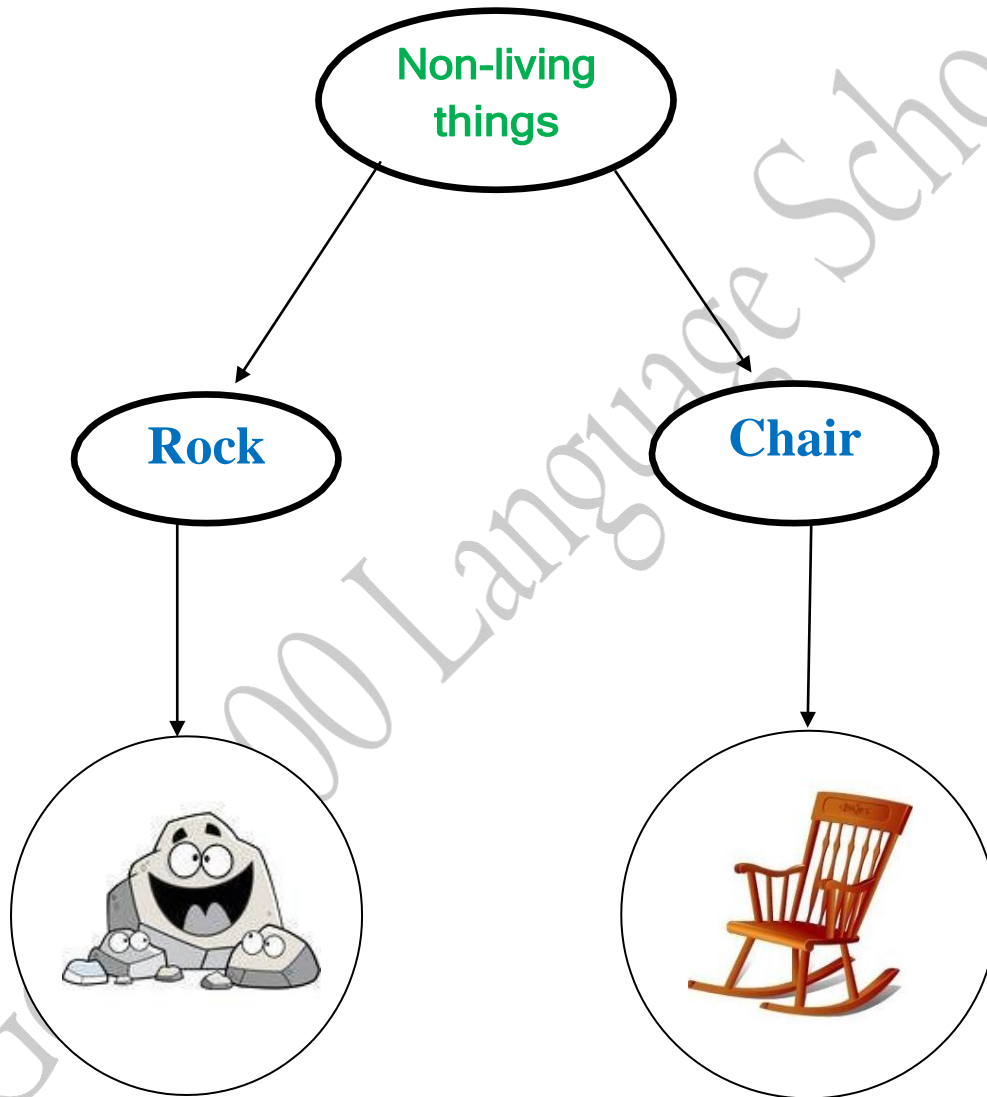
Living things

Living things eat. breathe. move. grow and reproduce.

Talk about the pictures below. Draw lines to connect all the living things to the middle.



Lesson 10: Non-living things



Non living things can not:


1- **Can't** eat.



2- **Can't** grow.



3- **Can't** move.

















4- **Can't** breathe.



Worksheet (3)

Am I Living?

Check all the living things on the trail with ✓
Cross out all the pictures that are NOT living with ✕

| | | | |
|---|---|---|---|
|  <input type="checkbox"/> |  <input type="checkbox"/> |  <input type="checkbox"/> |  <input type="checkbox"/> |
|  <input type="checkbox"/> |  <input type="checkbox"/> |  <input type="checkbox"/> | |
|  <input type="checkbox"/> |  <input type="checkbox"/> |  <input type="checkbox"/> |  <input type="checkbox"/> |
|  <input type="checkbox"/> |  <input type="checkbox"/> |  <input type="checkbox"/> | |

Lesson (11): Environment

Environment:

The surroundings or conditions in which a person, animal or plant lives.





Different types of environment



There are three major types of environment. What are they?

land



freshwater



marine



Desert environment



Animals live in the desert as: camel, fox and snake.

Agricultural environment



Animals live in the farm as: cow, sheep and goat.

Marine environment



Animals live in marine: fish, octopus and jelly fish.

How we can save our environment?



1- Plant trees



2- Keep your place clean.



I love cleaning.



Worksheet (11)

Complete the sentences with: Cow, Fox or Fish.

1- lives in desert.



2- lives in farm.



3- Animals live in marine.....



Lesson (12) : Water

Importance of water

„We need water **to survive**,
without water survival is
impossible“


All water we need, **comes from rain.**

Our body is made of **70%** water



USES OF WATER

Drinking, Bathing, Watering Plants, Cooking, etc



How to keep water?

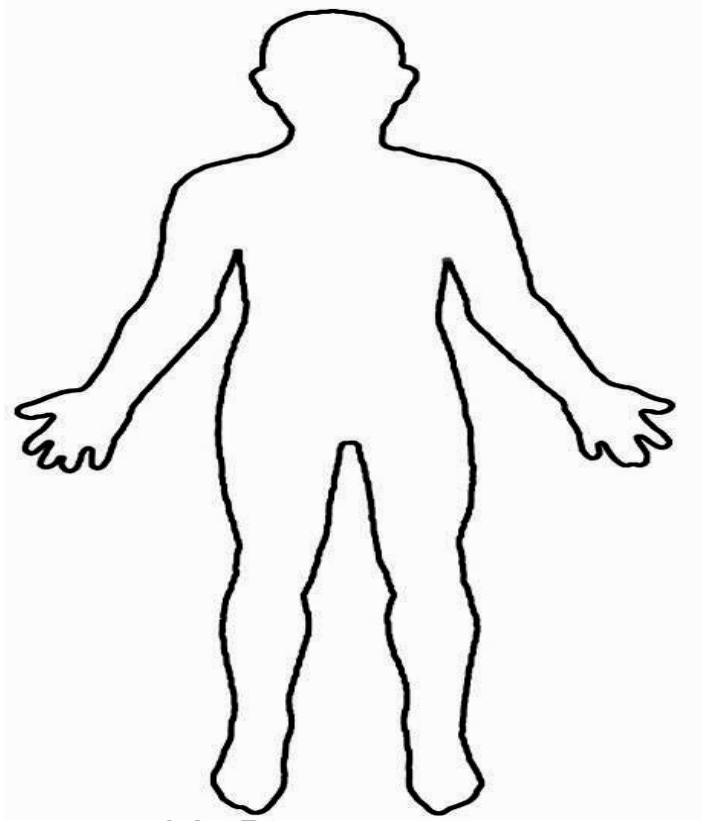
1- Conserve water by **turning off the tap**, when running water is not necessary.


2- **Don't throw litter** into the Nile river.



Worksheet (12)

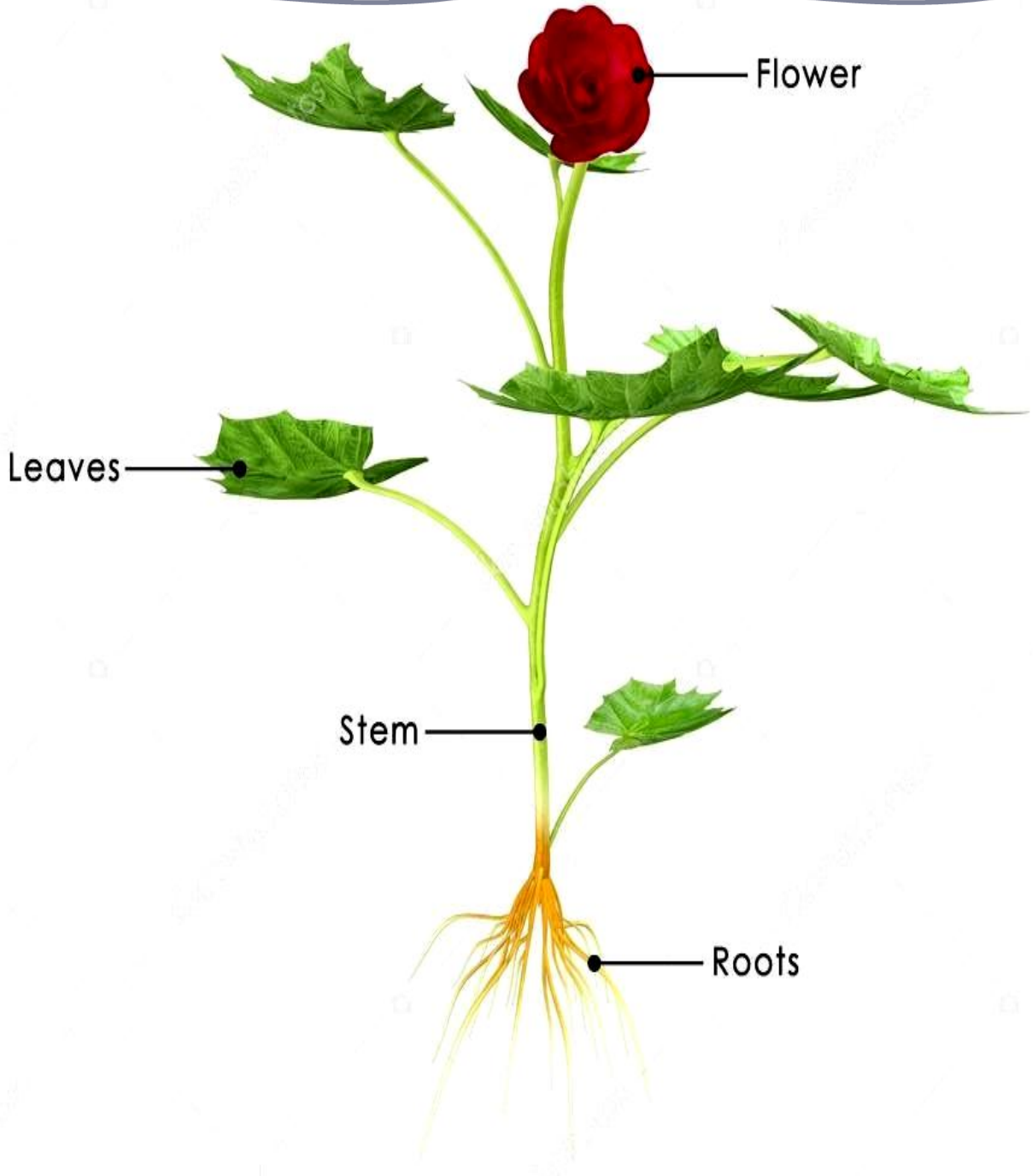
Color the body below, how much of our bodies are made up of water?






Thank you

Lesson (13) plant diagram



The functions of plant parts :-


❖ **Flower** → makes seeds.



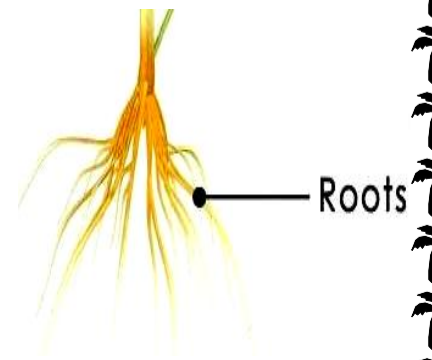
❖ **Stem** → holds the plant up and carries water from the roots to the different parts of the plant.



❖ **Leaves** → use sunlight to make food.



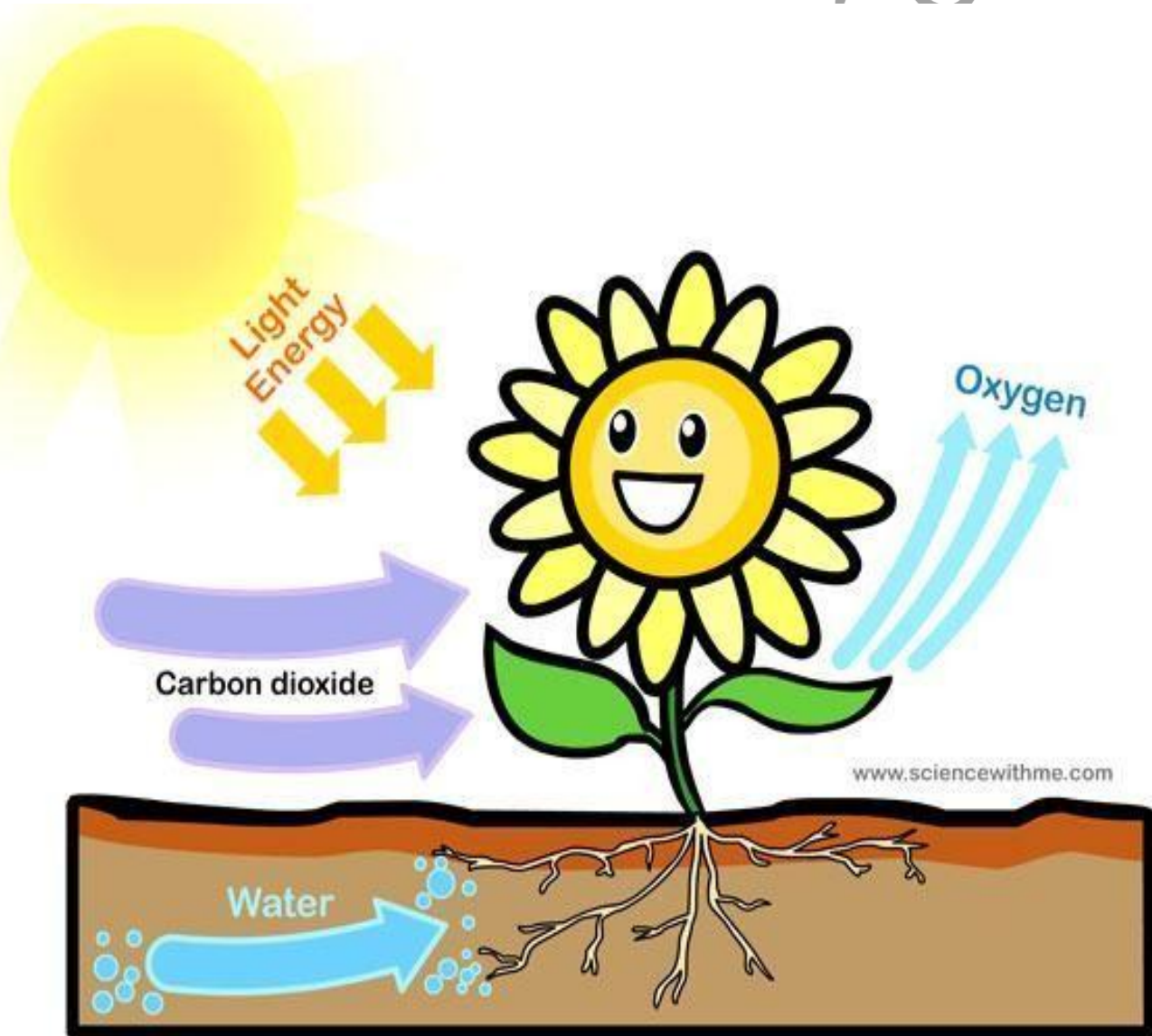
❖ **Roots** → hold the plant in the ground and absorb water from the soil.



Plant needs:

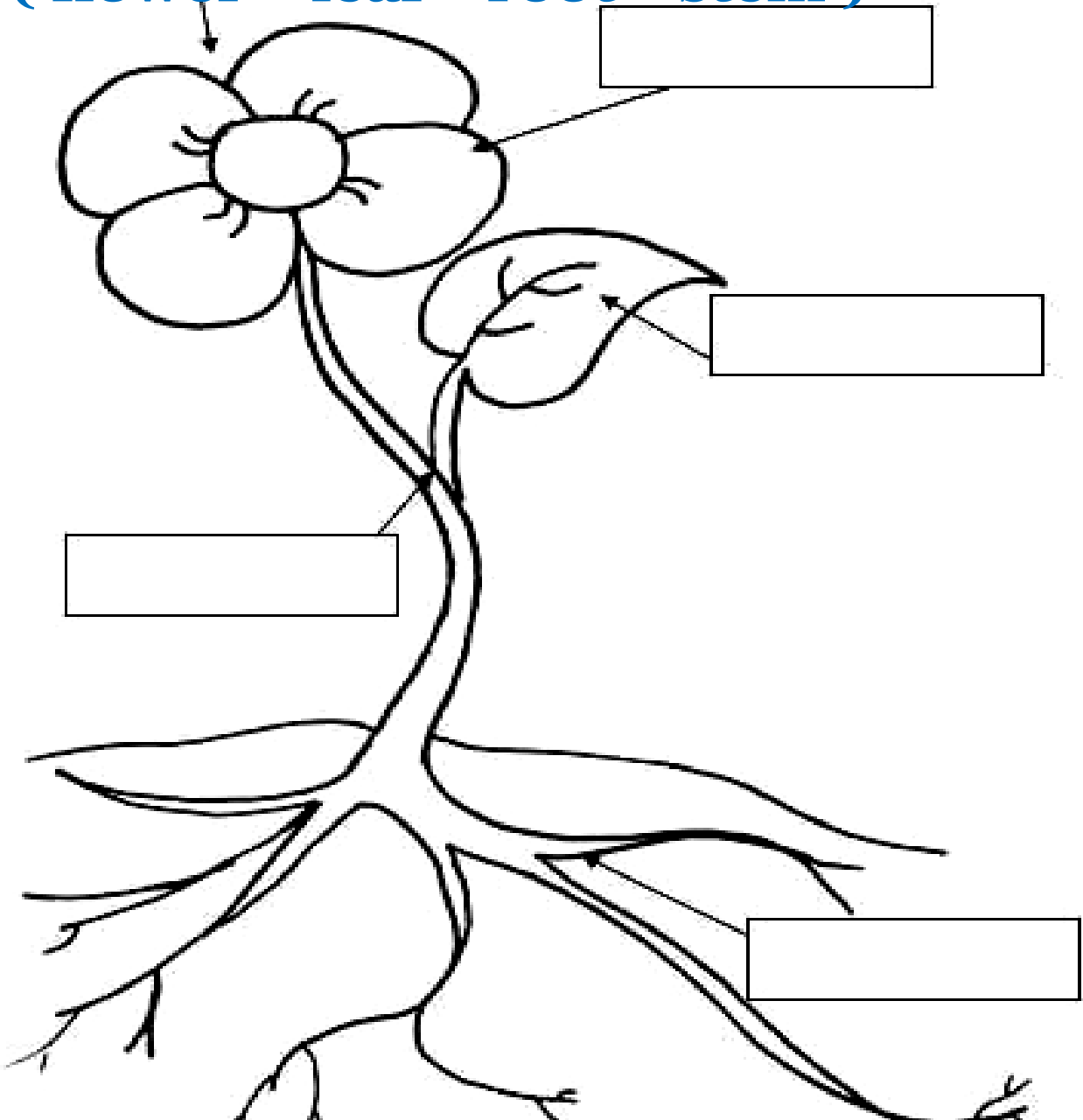
- Sun light
- Water
- Carbon dioxide

To make its food (sugar) by photosynthesis



Worksheet

Color the plant and label names of the parts of the plant:
(flower – leaf – root – stem)



Lesson (14) Animal diagrams

Match:

Scales

Beak



Parrot

Shell

Feather



Fish

Wings

Fin



Tortoise



Hooves

Tail

Lion



Claws

Antelope


Long neck



Anthers

Kangaroo

teeth




pouch

Giraffe

How can animals move?

1- Animals can walk and run:



Elephant



Bear



Penguin



Camel

2- Animals can fly:



Owl



Butterfly

3- Animals can hop:




Frog



Rabbit

4- Animals can swim :



Dolphin



Fish


Lesson (15) Pollution

Transportations that cause pollution:



Car

Bus



Train

Boat



Airplane



They don't cause pollution:



Walk



Bicycle



Worksheet

Write each word into the correct column in the table:

(train – car – walk – boat – airplane – bus – bicycle)

| Cause pollution | No pollution |
|-----------------|--------------|
| | |

Lesson(16) Seasons of the year



Winter



Spring




Summer



Fall

Sorting clothes:

| Winter | Summer |
|---------------|---|
| |  |

Winter or summer

This is a farmer.

The farmer grows **fruits and vegetables**.

In winter.

*The farmer grows **oranges**.

*The farmer grows **carrots**.

The farmer grows **beets**.

In summer.

*The farmer grows **watermelon**.

The farmer grows **mangoes**.

The farmer grows **grapes**.

Thank you, farmer.



Worksheet

Write the name of season:

(winter – summer – spring – fall)

