

**Name:** .....

**Class:** .....








# UNIT 1




## Fun in class

schools



## Vocabulary (1)

reading		the activity or skill of getting information from books, newspapers.
counting		to see how many people or things there are
colouring		to make something a particular colour
listening		to give attention to someone or something in order to hear them
cutting		an article or picture that has been cut out of a newspaper or magazine
writing		the skill or activity of producing words on a surface
drawing		a picture made with a pencil or pen

gluing		to stick something to something else with glue
talking		to say things to someone
rubbing out		to remove writing from something by rubbing it with a piece of rubber or a cloth

**1 \*Read and complete the missing letters:**

r _ _ ding	cu _ _ ing
List _ _ ing	dr _ _ ing
gl _ _ ing	ta _ _ ing

**2. Match the word in Column A with the correct picture in Column B.**

talking



counting



cutting



gluing



rubbing out



drawing



### **3. Choose the correct answer:**

1. She enjoys ..... books before bedtime.

**a. listening   b. reading   c. counting   d. talking**

2. The students were ..... quietly in the classroom.

**a. talking   b. gluing   c. playing   d. dancing**

3. He is ..... the pencil marks with an eraser.

**a. gluing   b. talking   c. rubbing out   d. counting**

4. The child is ..... the number of apples on the table.

**a. counting   b. listening   c. reading   d. coloring**

5. She is ..... to her teacher carefully.

**a. singing   b. playing   c. listening   d. reading**

6. The children are ..... pictures in their books.

**a. listening   b. rubbing out   c. colouring   d. talking**

7. He is ..... the paper with scissors.

**a. cutting   b. drawing   c. talking   d. reading**

8. She is ..... the pieces of the craft together.

**a. cutting   b. gluing   c. reading   d. writing**

9. The boy is ..... his name on the paper.

**a. counting   b. playing   c. dancing   d. writing**

10. She is ..... a picture of her family.

**a. talking   b. drawing   c. listening   d. readin**

#### **4. Fill in the gaps:**

**(gluing – writing – colouring – reading)**

1- Today was a fun day at school! First, we started with ..... a story about a talking dog. It was so funny! Then, we did some ..... I wrote about my favorite animal — the panda.

After lunch, we made a craft. We did some ..... with crayons and markers. I used blue, red, and yellow. Then we finished by ..... pieces of paper to make a big rainbow. It looked amazing!

**(counting – listening – talking – rubbing out – drawing)**

2- This morning, our classroom was very busy. We started the day by ..... about what we did on the weekend. Then, we sat quietly and began ..... to a story from our teacher.

After that, it was time for math. We were ..... numbers on the board and answering questions. I got most of them right!

Later, we took out our pencils and started ..... pictures of animals. I drew a lion, but I made a mistake, so I started ..... part of it and tried again. It looked much better the second time!

School is fun when we do so many things!

**5. Re-arrange the words to make meaningful sentences.**

1. paper – glue – stick – and – **Put** - some – the – on - it

.....

2. apple - want – draw – to – **I** – an - tree

.....

3. ten – you – **Can** – to – count – up - ?

.....

4. reading – **I** – books – comic - like

.....

5. are – doing – **What** – you – your – classroom – in - ?

.....

6. is – **She** – drawing – of – a picture – family – her

.....

7. is - gluing – back – the – **She** – vase - together

.....

8. are – **What** – colouring – you - ?

.....

9. teacher – **The** – cutting – paper – the – is

.....

10. are – talking – each – **They** – to – other

.....



# Present Continuous

When you use present continuous, you are referring to what is happening right now. Also, it can be an action that is not yet complete.



**S + am/is/are + V-ing +.....**

He is playing.



**S + am/is/are (not) + V-ing +.....**

He is not playing.



**Am/Is/Are + S + V-ing +.....**

Is he playing?

## A. Complete the sentences with the correct form of the verb:

Example:

She **is reading** (read) a book.

- 1) They ..... **(play)** football in the park.
- 2) I ..... **(write)** a letter to my friend.
- 3) The cat ..... **(sleep)** on the sofa.
- 4) We ..... **(eat)** lunch in the cafeteria.
- 5) He ..... **(draw)** a picture of a house.
- 6) The dog ..... **(run)** in the park.
- 7) We ..... **(sing)** a song.
- 8) She ..... **(write)** a letter.
- 9) They ..... **(play)** with blocks.
- 10) I ..... **(draw)** a house.

**B. Choose the correct verb form:**

1. She is ..... with her toys now.

- a. plays    b. playing    c. play    d. played**

2. We are ..... a movie at this moment.

- a. watching    b. watched    c. watches    d. watch**

3. The boys ..... very fast.

- a. Is running    b. are running    c. running    d. runs**

4. I ..... dinner right now.

- a. are cooking    b. is cooking    c. am cooking    d. cooking**

5. The teacher ..... to the class now.

- a. talking    b. talks    c. talked    d. is talking**

6. He ..... eating a sandwich.

- a. am    b. is    c. are    d. were**

7. They ..... a song now.

- a. is singing    b. was singing    c. are singing    d. am singing**

8. The cat is ..... At the moment.

- a. sleeping    b. sleep    c. slept    d. sleeps**

9. They ..... a picture.

- a. drawing    b. is drawing    c. am drawing    d. are drawing**

10. The children ..... Swimming in the pool.

- a. was    b. is    c. are    d. am**

**C. Fill in the gaps using these verbs in the present continuous tense:**

**(walk – sit – go – play – arrive – wait)**

I am ..... at school at 8 o'clock. My friends are ..... for me at the gate, and we are ..... together to class. Right now, we are ..... in our first lesson, which is math. Our teacher is explaining a new topic, and we are taking notes.

Later, we are ..... to the science lab. We are doing an experiment, and everyone is paying attention. During break time, my friends and I are talking and laughing in the schoolyard. Some students are ..... football, and others are eating snacks.

**(draw – work – glue - look – sit - use)**

I am ..... at my desk in art class. The teacher is showing us how to paint. We are ..... brushes and colors. I am painting a big tree. My friend is ..... a house. Some students are cutting paper. Others are ..... shapes. We are having fun. Everyone is ..... quietly. The teacher is walking around and helping us. Now, I am adding blue to the sky. My picture is ..... nice. We are almost finished.

We are cleaning up now. I am putting my paint away. Art class is fun today!



**D. Find and correct the mistake in the sentence:**

1. She are eating an apple.

.....

2. I is drawing a cat.

.....

3. They is playing football.

.....

4. We am singing a song.

.....

5. He is runing fast.

.....

6. The baby are sleeping.

.....

7. You is writing a letter.

.....

8. The children is jumping.

.....






9. She is play with her toys.

.....

10. We are watch TV.

.....

## Vocabulary (2)

Glue		a sticky substance that is used for joining things together.
a paintbrush		a brush used for putting paint on a surface or on a picture.
a notebook		a book of plain paper or paper with lines, for writing on.
scissors		a device used for cutting materials such as paper, cloth, and hair, consisting of two sharp blades that are joined in the middle, and two handles with holes to put your fingers through.
a felt tip		a pen that has a point made of felt (= a thick, soft mass of fibres), used for writing and especially drawing.

1. Read and complete the missing letters:

gl _ e	sci _ _ ors	noteb _ _ k
pa _ ntbr _ sh	fel _ ti _	

2. Match the word in Column A with the correct picture in Column B.

notebook



paintbrush



glue



felt tip



scissors



### 3. Choose the correct answer:

1. .... is used for sticking things together.  
**a. notebook      b. glue      c. paintbrush      d. scissors**
2. I need a ..... to cut some papers.  
**a. scissors      b. notebook      c. colors      d. pencil**
3. He dipped the ..... into the blue paint.  
**a. scissors      b. paintbrush      c. glue      d. notebook**
4. She used a red ..... to color the heart.  
**a. felt tip      b. glue      c. pencil      d. paper**
5. He wrote his homework assignments in his .....  
**a. glue      b. colors      c. notebook      d. paintbrush**
6. She used ..... to stick the pictures onto the poster.  
**a. notebook      b. pencil      c. felt tip      d. glue**
7. The artist cleaned her ..... after finishing the painting.  
**a. paintbrush      b. glue      c. paper      d. pencil**
8. I keep all my important notes in this .....  
**a. glue      b. paintbrush      c. felt tip      d. notebook**
9. Be careful when using ..... to cut the paper.  
**a. scissors      b. glue      c. notebook      d. felt tip**
10. The ..... pens come in many bright colors.  
**a. notebook      b. felt tip      c. glue      d. paper**

#### 4. Fill in the gaps:

(glue – notebook – scissors)

1- Today in art class, we made a fun craft! First, I took out my ..... and drew a big tree. Then, I used my ..... to cut out leaves from colored paper. I was very careful not to cut too close to the edge!

Next, I used ..... to stick the leaves onto the tree in my notebook. It looked just like a tree in the fall with red, orange, and yellow leaves.

I love using my **glue**, **scissors**, and **notebook** to make cool things!

---

(paintbrush – scissors – felt tip)

2- In art class today, we made pictures of our favorite animals. I drew a cat with a ..... pen. I used black for the body and pink for the nose.

Then, I cut out the shape of the cat using my ..... I had to be very careful around the ears!

After that, I used a ..... to paint the background. I chose blue for the sky and green for the grass. My cat picture looked amazing!

Art is my favorite subject!

**5. Re-arrange the words to make meaningful sentences.**

1. give – a notebook – a pencil – **Please** – me - and

.....

2. cut – hair – **I** - to – need - a scissors – my

.....

3. class – use – **We** – a lot of – art – paintbrushes – in - the

.....

4. felt tips – **Are** – any – there – blue - ?

.....

5. bought – **Adam** – for – notebook – school – a new

.....

6. signed – the – card – **She** – a purple – with – felt tip

.....

7. homework – her – in – **She** – a notebook – wrote

.....

8. is – **Nancy** – drawing – a felt tip – a picture – with

.....

9. am – using – to – the - **I** – a paintbrush – color – sky

.....

10. careful – with – **Be** - scissors - the

.....

## GRAMMAR 2 ▶ ▶ ★

### Questions with *Are there ...?* and short answers TR: 1.8

**Are there** any felt tips on the table?

No, **there aren't**.

**Are there** any felt tips in the box?

Yes, **there are**.

### A. Fill in the blanks with "Are there", "Yes, there are", or "No, there aren't".

1. .... any books on the shelf?



2. .... any apples in the basket?



3. .... any toys in the box?



4. .... any pencils on the table?



5. .... any cookies in the jar?



6. .... any birds in the tree?



7. .... any cats under the bed?



8. .... any crayons in your bag?



9. .... any students in the classroom?



10. .... any chairs in the room?



**B. Choose the correct answer:**

1. Are there two apples on the table?

- a. Yes, there are.      b. No, there isn't.      c. Yes, there is.

2. Are there any pencils in your pencil case?

- a. Yes, there is.      b. No, there aren't.      c. Yes, there are.

3. "Are there any cookies left?"

- a. No, there isn't.      b. No, there aren't.      c. Yes, there is.

4. Are there any flowers in the garden?

- a. Yes, there is.      b. No, there is not.      c. Yes, there are.

5. "..... there any birds in the sky?"

- a. Is      b. Are      c. Was

6. 1. Are there ..... pencils on the desk?

- a. ab. any      c. an

7. Are there any cats in the room?

- a. Yes, there is.      b. No, there isn't.      c. Yes, there are.

8. Are there any books in your bag?

- a. Yes, there is one.      b. No, there aren't.      c. Yes, there isn't.

9. .... any crayons in the box?

- a. Is there      b. Are there      c. There is

10. Are there any bananas on the table?

- a. Yes, there is.      b. Yes, there are.      c. No, there is not.

### C. Find and correct the mistake:




1. Is there any pencils on the desk?

 Mistake: .....


Correction: .....

2. Are there a books in your bag?

 Mistake: .....

Correction: .....

3. Are there any apple in the basket?

 Mistake: .....

Correction: .....

4. Are there any dog in the park?

 Mistake: .....

Correction: .....

5. Yes, there is. (Talking about many crayons)

 Mistake: .....

Correction: .....

6. No, there isn't. (Talking about students)

 Mistake: .....

Correction: .....

7. Are there any chair in the room?

 Mistake: .....

Correction: .....

8. Are there any pencils? Yes, there is.

 Mistake: .....


Correction: .....

9. Is there any flowers in the garden?

 Mistake: .....

Correction: .....

10. Are there some toys in the box?

 Mistake: .....

Correction: .....

### D. Complete the Sentences

1. \_\_\_\_\_ any pencils on the desk?

2. Are there any books in your bag?

Yes, \_\_\_\_\_.

3. Are there any lions at the zoo?

No, \_\_\_\_\_.

4. \_\_\_\_\_ any crayons in the box?

5. Are there any birds in the tree?

Yes, \_\_\_\_\_.

6. Are there any cookies in the jar?

No, \_\_\_\_\_.

7. \_\_\_\_\_ any chairs in the room?

8. Are there any apples in the basket?

Yes, \_\_\_\_\_.

9. Are there any cats in the house?

No, \_\_\_\_\_.

10. \_\_\_\_\_ any toys under the bed?





## Dialogues

- **Dialogue 1: "Can I Borrow a Pencil?"**

**Ali:** Hi Sara! Do you have a pencil I can use?

**Sara:** Yes, .....

**Ali:** Thank you! I forgot mine at home.

**Sara:** No problem. Do you need an eraser too?

**Ali:** .....

**Sara:** You're welcome. Don't forget to bring your things tomorrow!

- **Dialogue 2: "What's in Your Pencil Case?"**

**Lina:** What's in your pencil case, Omar?

**Omar:** .....

**Lina:** Cool! I have glue and scissors too.

**Omar:** That's great! .....

**Lina:** Yes, I love colouring pictures.

# READING

## Pre-Reading

Think–Pair–Share: What's in Your Classroom?

- What do you see in your classroom?
- What do you use every day?
- Where do you like to sit?

## My Classroom

My classroom is a fun and happy place. There are twenty desks for the students and one big desk for the teacher. On the walls, we have colorful posters, a big clock, and the alphabet.

At the front of the room, there is a whiteboard. Our teacher writes our lessons on it every day. We also have a reading corner with books, cushions, and a small carpet. I love to sit there and read during quiet time.

We keep our school supplies in our trays. I have pencils, a ruler, a glue stick, and a pair of scissors in mine. My favorite subject is art because we get to draw and paint!

## Answer the following questions:

1. How many desks are in the classroom for the students?
  - a) Ten

- b) Twenty  
c) Thirty
2. **What is on the walls of the classroom?**  
a) Mirrors and paintings  
b) Shelves and windows  
c) Posters, a clock, and the alphabet
3. **Where does the teacher write the lessons?**  
a) On a chalkboard  
b) On a whiteboard  
c) On the window
4. **Put (T) or (F):**  
a. You can find toys and puzzles in the reading corner. (     )  
b. The student's favorite subject is art. (     )

## Pre-Reading

Quick Discussion: "Do You Like Art?"

- Do you have art class?
- What do you like to make or draw in art?
- What tools do you use in art class?

## Art Class



Art class is my favorite time of the week. Our teacher, Ms. Lina, always has fun ideas. Today, we made animal masks! First, we picked the animal we wanted. I chose a lion.

We used **scissors** to cut the shapes, **glue** to stick on the pieces, and **felt tip pens** to add colors. I used orange and yellow to make my lion look bright and strong. Some students used **paintbrushes** to paint their masks.

When we finished, we showed our masks to the class. Everyone clapped and smiled. I love art class because I can be creative and have fun with my friends.

## Answer the following questions:

1. **Who is the art teacher?**
  - a) Ms. Sara
  - b) Ms. Lina
  - c) Mr. Mark

2. **What did the students make in art class?**

- a) Paper flowers
- b) Animal masks
- c) Painted rocks

3. **Which animal did the student choose?**

- a) Tiger
- b) Elephant
- c) Lion

4. **Put (T) or (F):**

- a. The student used black and white to color the lion. (    )
- b. The student like art class because they get to be creative and have fun.  
(    )



**\*Write a paragraph about your best friend.**

.....

.....

.....

.....

.....

.....

.....

.....

.....

.....

.....

**\*Write a paragraph about your favourite subject.**

A large empty rectangular box with a dotted border, intended for writing a paragraph about a favorite subject.

Geel/2000

# Unit Review

## Vocabulary

**\*Put these words in a meaningful sentence:**

1. rubbing out

.....

2. glue

.....

3. scissors

.....

4. listening

.....

5. drawing

.....

- **Dialogue : “Our Busy Day”**

(counted – reading – paintbrush – painted)

**Teacher:** Good morning, class! What did we do today?

**Emma:** We started with ..... I liked the story!

**Jacob:** Then we did math. I ..... to 100!

**Teacher:** Great work! What did we do in art class?

**Emma:** We painted animals with a .....

**Jacob:** I ..... a green frog!

**Teacher:** Wonderful! You are all great artists and learners!

## Grammar

### 1. Complete the paragraph with the correct present continuous verbs:

Today is a sunny day. The children \_\_\_\_\_ (play) outside. Some boys \_\_\_\_\_ (ride) their bikes. A girl \_\_\_\_\_ (jump) rope near the swings. The teacher \_\_\_\_\_ (watch) them from the window. Everyone \_\_\_\_\_ (have) fun!

### 2. Correct the sentences if needed:

a) She are playing with her dog.

.....

b) They is eating breakfast now.

.....

c) I am listening to music.

.....

d) He writing a letter to his friend.

.....

e) We are watching TV.

.....







*Best of luck!*



# UNIT 2



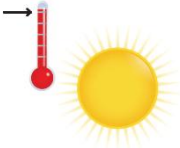

## The world of weather






## Vocabulary (1)

a raincoat		a coat that protects the wearer against rain
a swimming costume		a piece of clothing that women wear for swimming
a jumper		a piece of clothing with long sleeves that is usually made from wool, is worn on the upper part of the body and does not open at the front
boots		a type of shoe that covers the whole foot and the lower part of the leg
gloves		a piece of clothing that is worn on the hand and wrist for warmth or protection, with separate parts for each finger
a hat		a covering for the head that is not part of a piece of clothing

a jacket		a short coat
trousers		a piece of clothing that covers the lower part of the body from the waist to the feet

cloudy		with clouds
rainy		raining a lot
Hot		having a high temperature
sunny		bright because of light from the sun

windy		with a lot of wind
Cold		at a low temperature, especially when compared to the temperature of the human body, and not hot, or warm
snowy		full of or like snow

**1 \*Read and complete the missing letters:**

b _ _ ts	sn _ wy	ja _ _ et
rainc _ _ t	jum _ er	h _ t
sno _ y	su _ _ y	wi _ dy

**2. Match the word in Column A with the correct picture in Column B.**

sunny



jacket



windy



gloves



jumper



snowy



### 3. Choose the correct answer:

1. I wear my ..... when it is rainy outside.  
**a. raincoat   b. jacket   c. perfume   d. bag**
2. These ..... keep my hands warm in winter.  
**a. boots   b. gloves   c. bags   d. jackets**
3. I put on my ..... to keep the sun off my face.  
**a. gloves   b. raincoat   c. jumper   d. hat**
4. My ..... are muddy from jumping in puddles.  
**a. boots   b. hat   c. jacket   d. gloves**
5. I wear a ..... when it gets cold.  
**a. bag   b. ring   c. shoe   d. jumper**
6. She wore her ..... to the pool.  
**a. jumper   b. gloves   c. raincoat   d. swimming costume**
7. It is ....., so we will have a picnic today.  
**a. rainy   b. sunny   c. cloudy   d. hot**
8. The leaves blow around on this ..... day.  
**a. hot   b. sunny   c. windy   d. rainy**
9. It is ....., so we will stay inside and play games.  
**a. rainy   b. sunny   c. windy   d. hot**
10. The sky is ....., and I think it might rain soon.  
**a. sunny   b. cloudy   c. hot   d. snowy**

#### **4. Fill in the gaps:**

**A)**

**(hat – jumper – raincoat – gloves – boots)**

Today, it is raining outside. Mia looks out the window and sees big drops falling from the sky. She puts on her ..... to stay dry. Then, she wears her ..... so her feet don't get wet. Mia also puts on her warm ..... to keep cozy. She grabs her ..... to keep her hands warm and her ..... to cover her head. Now Mia is ready to go outside and splash in the puddles!

**B)**

**(hot – cloudy – cold – snowy – rainy – sunny)**

The weather changes every day. Sometimes it is ....., and the sun shines bright in the sky. Other days are ....., and we cannot see the sun. When it is ....., we need an umbrella. On ..... days, we can make snowmen and play in the snow. In summer, the weather is ....., and we wear shorts and T-shirts. In winter, it is ....., and we wear coats and hats.

What kind of weather do you like best?

**5. Re-arrange the words to make meaningful sentences.**

1. a jumper – wear – I – gets – cold – it – when

.....

2. gloves – red – and – are - My – soft

.....

3. put – on – my – I – jumper – outside – before – going

.....

4. wears – a hat – when – works – Dad – he – the – garden – in

.....

5. my – raincoat – wear – I - when – is – rainy – outside - it

.....

6. let's – a picnic – is – It – sunny – have – today

.....

7. She – her – pool – to – swimming costume – wears – the

.....

8. the – weather – is – What – today – like - ?

.....

9. to – down – cool – eat – ice cream – Let's

.....

10. made – my – brother – I – a snowman – with

.....

**GRAMMAR I ▶ ★**

**What's + noun + like?** and answers using **It's ...** TR: 2.4

**What's the weather like?**

**It's windy.**

“**What's + noun + like?**” means you are asking **what something is like**.

It helps us describe **people, places, things**, or the **weather**.

Example 1:

**What's the weather like?**

It's sunny and warm.

Example 2:

**What's your dog like?**

He is big and friendly.

**1. Match the question with the correct answer. Draw a line.**

**Questions**

**Answers**

- |                              |                            |
|------------------------------|----------------------------|
| 1. What's the weather like?  | a. She is kind and funny.  |
| 2. What's your teacher like? | b. It is cold and snowy.   |
| 3. What's your school like?  | c. It is big and colorful. |

**2. Fill in the Blanks**

1. What's your cat like? → .....
2. What's the weather like today? → .....
3. What's your bed like? → .....
4. What's your friend like? → .....
5. What's your house like? → .....

6. What's the city like? → .....
7. What's the food like?→.....
8. What's your sister like?→.....
9. What's your teacher like?→.....
10. What's your ball like? → .....

### **3. Choose the Right Answer**

#### **1. What's the weather like?**

- a) It's pizza.
- b) It's sunny and warm.
- c) It's my brother.

#### **2. What's your room like?**

- a) It is big and has toys.
- b) It's raining.
- c) It's a pencil.

#### **3. What's your teacher like?**

- a) She is happy and helpful.
- b) She is a book.
- c) She is outside.

#### **4. What's your boss like?"**

- a) He's at work.
- b) He's tall and very strict.
- c) He goes to work at 9.

#### **5. What's her cooking like?"**

- a) she cooks at 6.
- b) it's delicious and spicy.
- c) She likes cooking.

**6. What's the new movie like?**

- a) it starts at 7.
- b) it's long and very exciting.
- c) I went yesterday.

**7. What's your English teacher like?**

- a) she teaches well.
- b) she's kind and very patient.
- c) She teaches grammar.

**8. What's your hotel like?**

- a) it costs \$100 per night.
- b) it's clean and very comfortable.
- c) It's near the station.

**9. What's your neighborhood like?**






- a) it's very quiet and safe.
- b) it's on main street.
- c) I moved there last year.

**10. What's the new restaurant like?**

- a) it's open until 10 pm.
- b) it's small but the food is amazing.
- c) I went there yesterday.



## Vocabulary (2)

Shorts		trousers that end above the knee or reach the knee, often worn in hot weather or when playing a sport:
Trainers		a type of light, comfortable shoe that can be worn for sport
umbrella		a device for protection against the rain, consisting of a stick with a folding frame covered in material at one end and usually a handle at the other, or a similar, often larger, device used for protection against the sun:
Jeans		trousers made of denim (= strong blue cotton cloth) that are worn informally
a coat		an outer piece of clothing with sleeves that is worn over other clothes, usually for warmth

### 1. Read and complete the missing letters:

sh _ rts	co _ t	
jea _ s	tra_i _ ers	um _ rella

**2. Match the word in Column A with the correct picture in Column B.**

umbrella



trainers



coat



jeans



shorts



### 3. Choose the correct answer:

1. You use this when it's raining to stay dry. What is it?

- a) trainers                      b) jeans                      c) umbrella                      d) shorts

2. Which of these is usually worn in cold weather?

- a) coat                      b) shorts                      c) trainers                      d) jeans

3. You wear these on your legs in hot weather. What are they?

- a) umbrella                      b) jeans                      c) trainers                      d) shorts

4. Which item is usually made of denim?

- a) coat                      b) jeans                      c) umbrella                      d) trainers

5. What do you wear on your feet when you go running?

- a) trainers                      b) jeans                      c) shorts                      d) coat

6. Which item is not clothing but something you carry?

- a) trainers                      b) umbrella                      c) shorts                      d) jeans

7. What can you wear with a T-shirt for a casual look?

- a) trainers and jeans                      b) coat and umbrella  
c) shorts and a scarf                      d) umbrella and jeans

8. You wear this to keep warm in winter.

- a) jeans                      b) coat                      c) trainers                      d) umbrella

9. Which of the following is usually worn during sports or exercise?

- a) jeans                      b) coat                      c) trainers                      d) umbrella

10. Which item of clothing does NOT cover your whole legs?

- a) jeans                      b) shorts                      c) coat                      d) trainers

#### 4. Fill in the gaps:

##### A) "A Rainy Day"

(coat – jeans – shorts – trainers – umbrella)


Yesterday, I woke up and looked outside. It was cold and raining! I quickly got dressed.

First, I put on my warm \_\_\_\_\_ to stay dry. I didn't forget my \_\_\_\_\_ because I didn't want to get wet on the way to school. I usually wear \_\_\_\_\_, but it was too cold for those, so I wore my \_\_\_\_\_ instead. Finally, I wore my \_\_\_\_\_ because we had P.E. later.

##### B) "A Summer Trip"

(coat – jeans – shorts – trainers – umbrella)

Last weekend, we went to the beach. The weather was hot and sunny. I didn't need my \_\_\_\_\_ because it wasn't cold at all. Instead, I wore my favorite \_\_\_\_\_ and a light T-shirt. I also took my \_\_\_\_\_ because we planned to play volleyball on the sand. Just in case, my mum told me to bring an \_\_\_\_\_ because sometimes it rains in the afternoon. My brother wore his \_\_\_\_\_, but I thought it was too hot for those!



**5. Re-arrange the words to make meaningful sentences:**

1. wear – shorts – summer – in – I

.....

2. run – to – wears – **He** – trainers

.....

3. has – **She** – a black – coat

.....

4. likes – jeans – blue – **He**

.....

5. an – umbrella – it's - **Take** – raining

.....

6. **Tom** - shorts – beach – at – wears – the

.....

7. play – to – football – **He** - wears – trainers

.....

8. it's - need – **I** – my – coat – cold

.....

9. has – a big – umbrella – black – **Dad**

.....

10. too – are – jeans – **These** – small

.....

## GRAMMAR 2 ▶ ▶ ★

### Imperatives TR: 2.6

It's cold. **Put** your coat **on**.

It's hot. **Take** your jumper **off**.

It's rainy. **Don't forget** your umbrella.

\*An imperative sentence tells someone what to do.  
It can be a command, a request, or an instruction.

- ✓ It usually starts with a verb (action word).
- ✓ It can end with a period (.) or an exclamation mark (!).

### 1. Re- arrange the words to form correct imperative sentences.

1. window / the / close / please

.....

2. help / with / me / this / can / you

.....

3. speak / loudly / don't

.....

4. that / touch / not / do

.....

5. bring / me / glass / of / water

.....

6. finish / your / assignment / now

.....

7. on / turn / the / lights

.....  
8. me / listen / to / carefully

.....  
9. wait / here / for / me

.....  
10. quickly / your / pack / bag

**2. Complete the sentences:**

1. .... the door!
2. .... the window!
3. .... running!
4. .... out your homework!
5. .... your book!
6. .... your lunch!
7. .... your hands!
8. .... down!
9. .... up!
10. .... to bed!

**3. Fill in the blanks with the correct form of the verb:**

(give – close – do – help – turn off – put – sit – stand – raise – bake)

1. .... the door when you leave.
2. .... your homework before going to bed.
3. .... me with the dishes, please.
4. .... the book on the shelf.
5. .... the lights when you exit the room.

6. .... quietly when the teacher is talking.
7. .... the cake for 30 minutes.
8. .... your hand if you have a question.
9. .... down and relax.
10. .... me your pen for a moment.

# Imperatives

## Read and match

Read your book.
Listen to your teacher.
Open the window
Wash your hand
Sleep early
Stand up
Close the door.
Eat your breakfast.





## Dialogues

### Dialogue 1: (Rainy Day)

Lena: .....

Tom: It's rainy and windy.

Lena: Oh no! I need my .....

Tom: And don't forget your coat!

Lena: ..... I'll also wear my boots.

Tom: Good idea. Let's stay dry!

### Dialogue 2: (Sunny Day)

Max: It's so hot today!

Emma: Yes! The sun is

.....

Max: I'm wearing my shorts and T-shirt.

Emma: Me too! I also have my sunglasses.

Max: .....

Emma: Yay! But don't forget your hat.



# READING



## Pre-Reading

Talk with your partner:

What clothes do you wear when it is sunny?

What clothes do you wear when it is cold?

What do you do when it rains?



## “What Do I Wear?”

My name is Lily. I like to wear different clothes for different weather. When it is **sunny**, I wear a **T-shirt**, **shorts**, and **sandals**. I like to play outside in the sun! When it is **cold**, I wear a **coat**, **jeans**, and **boots**. I also wear a **hat** and **gloves** to stay warm. When it is **raining**, I take my **umbrella** and wear my **raincoat** and **rain boots**. I choose my clothes every morning. What are you wearing today?

### A. Choose the correct answer:

1. What does Lily wear when it is sunny?
  - A) Coat and boots
  - B) T-shirt and shorts
  - C) Raincoat and umbrella
2. What clothes does Lily wear when it is cold?
  - A) Sandals and shorts
  - B) T-shirt and hat
  - C) Coat, jeans, and boots
3. What does Lily take when it is raining?
  - A) Hat and gloves

- B) Umbrella and raincoat  
C) Shorts and sandals

**B. True or False:**

4. Lily wears a raincoat when it is sunny. ( )  
5. Lily wears gloves when it is cold. ( )

---

**Pre-Reading**

**Class Discussion:**

- What is your favorite kind of weather?
- What do you like to do when it is sunny?
- What do you do if it rains?
- Have you ever made a snowman?



**“What’s the Weather Like?”**

Hello! My name is Ben. I like to watch the weather every day.

When it is **sunny**, the sky is blue. I wear a hat and sunglasses. I like to play outside.

When it is **rainy**, I take my umbrella and wear my raincoat. I do not like to get wet!

When it is **cold** and **snowy**, I wear a big coat, gloves, and a scarf. I like to make a snowman.

When it is **windy**, the trees move and the leaves fall down. I hold my hat so it doesn’t fly away!

I like all kinds of weather. What’s the weather like today?

**A. Choose the correct answer:**

1. What does Ben wear when it is sunny?

- A) Gloves and scarf
- B) Hat and sunglasses
- C) Raincoat and boots

2. What does Ben use when it is rainy?

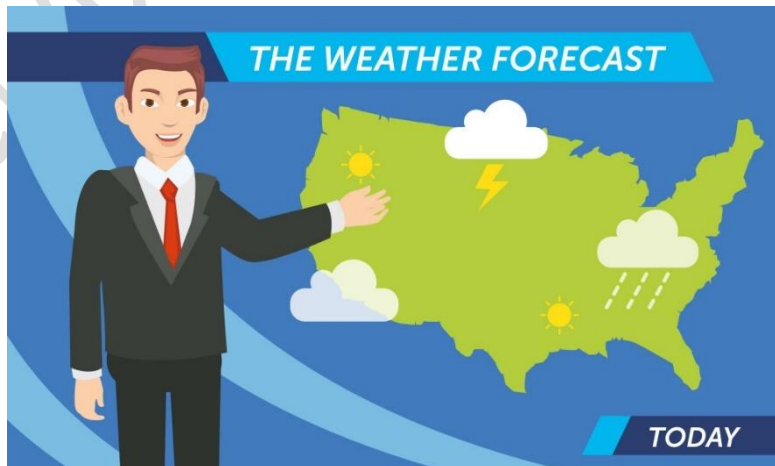
- A) Umbrella and raincoat
- B) Hat and sunglasses
- C) Coat and gloves

3. What does Ben like to do when it is snowy?

- A) Swim
- B) Make a snowman
- C) Play inside

**B. True or False:**

- 4. Ben does not like to get wet in the rain. ( )
- 5. Ben wears a big coat, gloves, and scarf when it is cold and snowy. ( )
- 6. Ben likes to play outside when it rains. ( )





**Write a paragraph about “your favorite season in the year”:**

Blank space for writing a paragraph.

**Write a paragraph about “What Clothes Do You Like to Wear?”**

Geel/2000

# Unit Review

## Vocabulary

### Fill in the Gaps with the Correct Word

“umbrella – jeans – trainer – boots – jumper – hat”

1. It's raining today. Don't forget your \_\_\_\_\_!
2. I wear my \_\_\_\_\_ on my head when it's sunny.
3. My feet are cold, so I put on my warm \_\_\_\_\_.
4. I wear \_\_\_\_\_ when I go running.
5. She is wearing a blue \_\_\_\_\_ and a red T-shirt.
6. He likes to wear \_\_\_\_\_ when it's cool outside.
7. It's cold outside. I need my warm \_\_\_\_\_ to stay cozy.
8. My \_\_\_\_\_ are muddy from walking in the rain.
9. Dad wears a \_\_\_\_\_ when he goes jogging in the park.
10. I always wear my favorite \_\_\_\_\_ when we go to the farm.

## Dialogue

**Lily:** Hi Max!

**Max:** Hi Lily! It's so wet today!

**Lily:** I know! It's ..... a lot.

**Max:** Do you like rainy days?

Lily: Yes, I do. .... ?

Max: A raincoat, boots, and my umbrella. You?

Lily: Same! I also like to drink ..... at home.

Max: That sounds nice!

## Grammar

### A. Fill in the Gaps:

1. \_\_\_\_\_ the weather like today?
2. What's your teacher \_\_\_\_\_?
3. What's your new house \_\_\_\_\_?
4. What's your best friend \_\_\_\_\_?
5. \_\_\_\_\_ the park like in summer?
6. What's your school \_\_\_\_\_?
7. What's your lunch \_\_\_\_\_ today?
8. \_\_\_\_\_ the movie like?

### B. Put (T) or (F) if the sentence is imperative or not:







1. Sit down. ( )
2. I like ice cream. ( )
3. Close the door. ( )
4. She is running fast. ( )
5. Please be quiet. ( )
6. Do your homework. ( )
7. The dog is barking. ( )
8. Wash your hands. ( )







# UNIT 3



## Vocabulary (1)

skip		to move lightly and quickly, making a small jump after each step
play basketball		a game played by two teams of five players who score points by throwing a large ball through an open net hanging from a metal ring
play a game		to take part in a fun activity with rules. It can be with friends or by yourself
ride a bike		to sit on a bicycle and use your feet to pedal and move forward
rollerblade		to move and glide on special shoes called rollerblades or inline skates. These shoes have wheels in a line under the feet. You use your balance and push with your legs to roll forward.
play football		to join a game where you kick, pass, and run with a ball. The goal is to score points by getting the ball into the other team's goal.

play baseball		to take part in a game where players hit a ball with a bat, run around bases, and try to score points called runs. You play with a team and try to get the other team "out."
skateboard		to ride on a small board with wheels. You stand on the board and use your feet to push and move.
play hide and seek		a fun game where one person closes their eyes and counts while the others hide. Then, the seeker tries to find the players who are hiding.
fly a kite		to hold a kite string and let the kite soar up high in the sky when the wind blows.

**1. Read and complete the missing letters:**

s _ ip	ska _ eboard	ba _ ketball
ro _ _ erblade	fl _ a kite	hide and s _ _ k

**2. Match the word in Column A with the correct picture in Column B.**

**rollerblade**



**fly a kite**



**baseball**



**hide and seek**



**skateboard**



**basketball**



### 3. Choose the correct answer:

1. I wear a helmet to ..... safely.

- a. play football    b. rollerblade    c. fly a kite    d. hide and seek

2. He stands on a board with wheels when he .....

- a. skateboard    b. play baseball    c. play basketball    d. fly a kite

3. We were playing ..... and I couldn't find my friends.

- a. rollerblade    b. basketball    c. hide and seek    d. baseball

4. In ..... we hit the ball with a bat.

- a. baseball    b. basketball    c. football    d. skateboard

5. You need a kite and a string to .....

- a. play football    b. fly a kite    c. play baseball    d. rollerblade

6. She is a very good ..... player, she can bounce the ball and shoot it into a hoop.

- a. football    b. baseball    c. skateboard    d. basketball

7. I ..... with my brother on windy days.

- a. fly a kite    b. play basketball    c. rollerblade    d. play baseball

8. You should wear rollerblades on your feet when you .....

- a. play basketball    b. play football    c. play a game    d. rollerblade

9. I got out my bat and glove to play ..... with my brother.

- a. baseball    b. basketball    c. football    d. skateboard

10. It's a windy day, so we went out to .....

- a. play basketball    b. rollerblade    c. play football    d. fly a kite

#### **4. Fill in the gaps:**

A)

**(hide and seek – basketball – football – baseball – a game)**

I love to play sports with my friends.

On Monday, we play ..... at recess. We run fast and try to kick the ball into the goal. On Tuesday, we play ..... I use a bat to hit the ball, and then I run to the base. On Wednesday, we play ..... We bounce the ball and try to shoot it into the hoop. Sometimes, we just play ..... for fun, like tag or ..... Playing sports is fun and helps us stay strong!

**B) (play a game – skateboard – rode my bike – rollerblade)**

Last weekend, I had so much fun! On Sunday, I ..... around the neighborhood. Then I tried something new. I used my ..... and even learned to .....! At the end of the day, my family and I sat together to ..... It was a great weekend full of fun and sports!



**5. Re-arrange the words to make meaningful sentences.**

1. fly – my - dad – a kite – on – days – with – **I** - windy

.....

2. recess – play – together – **Let's** – a game - during

.....

3. **He** – a bike – every – rides – after – school – afternoon

.....

4. do – you – **What** – when – you – wear – rollerblade - ?

.....

5. like – to – football – my – friends – **I** – with - play

.....

6. played – at – **We** – baseball - school

.....

7. can – bounce – shoot – **She** – and – basketball – the – well - very

.....

8. learned – **He** – how – to – a skateboard – ride – week - last

.....

9. wear – helmets – **We** – when – rollerblade – the – in – street - we

.....

10. rode – bike – my – **I** – the – around - neighborhood

.....

## GRAMMAR I ► ★

### **like + -ing** TR: 3.4

Do you **like playing** baseball?

Yes, I do. It's fun.

What do you **like doing**?

I **like playing** basketball.

What do they **like doing**?

They **like skipping**.

\*We use "like + ing" to say what we enjoy doing.

### **1. Choose the correct answer:**

1. I like ..... cookies.

- a. playing                      b. eating                      c. drinking                      d. skipping

2. Do you like ..... Chess?

- a. dancing                      b. playing                      c. eating                      d. drinking

3. Do you like ..... a car?

- a. coloring                      b. swimming                      c. drinking                      d. driving

4. I don't like ..... cola.

- a. driving                      b. doing                      c. eating                      d. drinking

5. I like ..... in the sea.

- a. swimming                      b. dancing                      c. doing                      d. coloring

6. Do you like ..... Pictures?

- a. dancing                      b. coloring                      c. eating                      d. playing

7. I like ..... at parties.

- a. dancing                      b. driving                      c. doing                      d. skipping

8. I don't like ..... my homework.

- a. playing                      b. doing                      c. swimming                      d. flying

9. I like ..... rope.

- a. skipping                      b. dancing                      c. driving                      d. coloring

10. Do you like ..... with dolls?

- a. coloring                      b. playing                      c. skipping                      d. doing

## **2. Complete the sentences:**

(riding – reading – playing –singing – writing – listening – flying – watching – cooking)

1. I like ..... comics.
2. Do you like ..... with marbles?
3. You don't like ..... to classical music.
4. I like ..... a kite.
5. I like ..... a bicycle.
6. I don't like ..... computer games.
7. I like ..... cartoons.
8. I don't like ..... pizza.
9. Do you like ..... a song?
10. Do you like ..... a letter?

## **3. Fill in the gaps using these words:**

(reading books – playing games – playing football – riding a bike – drawing pictures – flying a kite)

Hi! My name is Sam. I like ..... with my friends. We play in the park every weekend. My sister is Anna. She likes ..... around the playground. She goes very fast! My friend Jake likes ..... when it's windy. His kite is red and blue. At school, we all like ..... at recess. Sometimes we play hide and seek, and sometimes we play basketball. I also like ..... and ..... What do you like doing?

**4. Find and correct the mistake:**

1. She like play football.

.....

2. I likes riding my bike.

.....

3. We like play basketball.

.....

4. He like flying a kite.

.....

5. They likes skateboarding.

.....

6. My sister like play a game.

.....

7. Tom and I likes rollerblading.

.....

8. He likes to playing baseball.

.....

9. We likes playing hide and seek.

.....

10. I like to playing football.

.....

**Answer these questions about you:**

1. What is your favorite activity? .....

2. Do you like playing basketball? .....

## Vocabulary (2)

bounce a ball		to push the ball down on the ground so it comes back up again. you can do this with your hands or feet.
throw a ball		to use your hand to send the ball through the air to someone else or to a target.
catch a ball		to use your hands to stop and hold a ball that is coming toward you.
watch a game		to look at players while they play a sport or a game. you can watch at home, at the park, or in a stadium.
play tag		to run and try to touch (or "tag") another player. when you tag someone, they become "it" and try to tag others.

### 1. Read and complete the missing letters:

bo _ nce a ball	th _ ow a ball
wa _ ch a game	play _ ag

**2. Match the word in Column A with the correct picture in Column B.**

play tag



bounce a ball



throw a ball



catch a ball



watch a game



**3. Choose the correct answer:**

1. When you ..... you run and try to tag someone.

- a. play football      b. play tag      c. throw a ball      d. catch a ball

2. When you ..... it flies through the air.

- a. throw a ball      b. play tag      c. hide and seek      d. watch a game

3. When you ..... it goes up and down.

a. watch a game    b. ride a bike    c. bounce a ball    d. play hide and seek

4. We can ..... at the park or on the T.v.

a. bounce a ball    b. play tag    c. watch a game    d. throw a ball

5. I ..... with my friends and try not to get tagged.

a. watch a game    b. bounce a ball    c. play tag    d. play hide and seek

6. When you ..... it hits the floor first.

a. bounce a ball    b. catch a ball    c. play hide and seek    d. watch a game

7. .... is a fun game to play at recess.

a. Watch a game    b. Play tag    c. Fly a kite    d. catch a ball

8. I sat with my dad to ..... on the T.v.

a. catch a ball    b. throw a ball    c. play hide and seek    d. watch a game

9. I tried to ..... with both hands.

a. watch a game    b. play hide and seek    c. play tag    d. catch a ball

10. I ..... with my family on the weekend.

a. catch a ball    b. watch a game    c. play tag    d. throw a ball

#### **4. Fill in the gaps:**

##### **A) Fun at the Park**

**(throw a ball – bounced the ball – catch the ball – played tag – watch a game)**

Today we went to the park. It was a sunny day! First, we ..... I ran fast so no one could catch me! Then, we played with a ball. I know how to ..... and ..... My friend threw it to me, and I caught it with both hands. After that, we ..... on the ground. Bounce, bounce, bounce! It was so much fun. Before we went home, we sat on the

grass to ..... Some big kids were playing soccer. They were really good!

### **B)At School**

**(play tag – catches the ball – bounce the ball – throw the ball – watch a game)**

At recess, we go outside to play. I like to ..... with my friends. We run and laugh a lot! Then we get a ball. I ..... to my friend, and she ..... We also ..... on the ground. It goes up and down! Later, we sit down to ..... The older kids are playing football. We clap and cheer. Recess is so much fun!



**5. Re-arrange the words to make meaningful sentences.**

1. like – **We** – play tag – to - at – recess

.....

2. sit – dad – **I** – watch – to – t.v – with – my

.....

3. can – catch – **I** - a ball – hands – both – with

.....

4. will – to – friend – **She** – throw – a ball – her

.....

5. on – ground – the – **I** - bounce – the – ball

.....

6. park – at – the – **We** – watch – a game

.....

7. kids – play – the – tag – **The** – ground – on

.....

8. **She** – throw – can – ball – the – far – very

.....

9. you – **Can** – bounce – ball – the – times – five - ?

.....

10. stadium – watch – a game – the – at – **We**

.....

## GRAMMAR 2 ▶ ▶ ★

**Let's** TR: 3.6

**Let's** throw a ball.

OK. That sounds like fun!



**Let's** bounce a ball.

No, thanks.



### ☑ What does “Let’s” mean?

- “Let’s” is short for “**Let us.**”
- We use “Let’s” when we want to **invite someone** to do something **together**.

### 1. Choose the correct answer:

1. Let's \_\_\_\_\_ a ball. (throw / pencil / walk)
2. Let's \_\_\_\_\_ tag with our friends. (play / eat / yellow)
3. Let's \_\_\_\_\_ a movie tonight. (watch / watches / watching)
4. Let's \_\_\_\_\_ to the park after lunch. (go / went / going)
5. Let's \_\_\_\_\_ on the swings. (swing / swam / swung)
6. Let's \_\_\_\_\_ a song together. (sing / sang / sings)
7. Let's \_\_\_\_\_ a picture of a dog. (draw / draws / drawing)
8. Let's \_\_\_\_\_ our hands before we eat. (wash / washing / washed)
9. Let's \_\_\_\_\_ the ball on the ground. (bounce / bounces / bouncing)
10. Let's \_\_\_\_\_ in the sun and rest. (sit / sits / sitting)

## **2. Find the mistake and correct it:**

1. Let's playing outside. ....
2. Lets go to the park. ....
3. Let's eats lunch together. ....
4. Let's to bounce the ball. ....
5. Let's watchs a movie. ....
6. Lets playing tag. ....
7. Let's happy today. ....
8. Let's to run fast. ....
9. Let's watch the game yesterday. ....
10. Let's throws the ball. ....

## **3. Fill in the gaps:**

It is a sunny day. Emma and Jake go to the park with their mom.

".....!" says Jake.

"Okay! I will run fast," says Emma.

Then Emma says, ".....!"

They take out their red ball and bounce it on the ground.

"..... to each other," says Jake.

They laugh and have fun.

Mom says, "..... and rest."

They sit on the bench and drink water.

"Let's watch the birds," says Mom.

Everyone is happy at the park.

# LET'S

## Look and Write



Let's jump

Let's play football

Let's dance

Let's skip rope

Let's run

Let's slide



## Dialogues

### Dialogue (1) Playing Football at Recess

Ali: Hi Sara! Do you want to play football at recess?

Sara: Yes! I love .....! Can I be on your team?

Ali: Of course! We can play against Omar and Lina.

Sara: Great! .....

Ali: I'll pass the ball to you. Are you ready?

Sara: .....! Let's play and have fun!

Ali: Go, team! Let's win!



### Dialogue (2) Let's Play Sports!

Tom: Hi Emma! What are you doing?

Emma: Hi Tom! I'm getting ready to .....

Tom: Cool! What sport do you want to play?

Emma..... What about you?

Tom: .....! But we can play both!

Emma: That sounds fun! First basketball, then soccer?

Tom: Yes! We can take turns.

# READING

## Pre-Reading

### Picture Prediction

Ask students to look at the picture and guess what the story or text might be about.



### “Playing Sports Is Fun!”

Many children love to play sports. Sports help us stay strong, healthy, and happy.

Some children like to play **soccer**. They run fast and try to kick the ball into the goal.

Others like **basketball**. They bounce the ball and try to shoot it into the hoop.

Some kids enjoy **swimming**. It helps their whole body get stronger.

Playing sports is also a great way to make **friends** and work as a **team**.

It is important to play every day. Sports are good for your **body** and **mind**.

What sport do you like to play?

### B. Choose the Correct Answer:

1. What do children try to do in soccer?
  - a) Shoot the ball into a hoop
  - b) Kick the ball into the goal
  - c) Swim in the pool
2. What do basketball players try to do?
  - a) Bounce the ball and shoot it into the hoop

- b) Kick the ball into the goal
- c) Run fast and swim
- 3. Swimming helps your whole body become:
  - a) Stronger
  - b) Sleepy
  - c) Tired
- 4. Playing sports helps you make:
  - a) Friends
  - b) Enemies
  - c) Toys

**C. Put True or False:**

- 1. Sports help us stay strong and healthy.
  - a. True
  - b. False
- 2. Playing sports is a way to work as a team.
  - a. True
  - b. False
- 3. It is important to play sports only once a month.
  - a. True
  - b. False
- 4. Some children like to play soccer.
  - a. True
  - b. False

## Pre-Reading

### Picture Prediction

Ask students to look at the picture and guess what the story or text might be about.

\*Questions to guide them:

- What do you see in this picture?
- What are the children doing?
- What sports do you think we will read about?
- How do you think playing sports makes people feel?



### “Sports Are Fun and Healthy”

Playing sports is a great way to have fun. Sports help us move our bodies and stay healthy. There are many sports to choose from. Some kids like to play **soccer**. They run and kick the ball to score goals. Others enjoy **basketball**. They bounce the ball and try to shoot it into the hoop. Some children like to **swim** in the pool. Swimming helps their muscles get strong. Playing sports also helps us make friends. When we play as a team, we learn how to work together. Sports keep us active and happy every day!

### A. Choose the Correct Answer:

1. What is one way sports help us?
  - a) They make us sleepy
  - b) They help us stay healthy
  - c) They make us hungry
2. What do kids do in soccer?
  - a) Swim in the pool
  - b) Run and kick the ball
  - c) Bounce the ball

3. What do basketball players try to do?
  - a) Kick the ball into a goal
  - b) Bounce the ball and shoot it into the hoop
  - c) Catch the ball

**B. True or False:**

1. Sports keep us active and happy.
  - a. True
  - b. False
2. Soccer players try to shoot the ball into a hoop.
  - a. True
  - b. False
3. Swimming helps children's muscles get strong.
  - a. True
  - b. False



**Write a paragraph about your favorite sport player:**

A large, empty rectangular box with a dotted border, intended for writing a paragraph about a favorite sport player.

**Write a paragraph about “Why sports are important”**

Geel/2000

# Unit Review

## Vocabulary

### A. Fill in the gaps using these words:

#### A Fun Day Outside

(rollerblade – ride a bike – basketball – skateboard – fly a kite – watch a game - football )

It is Saturday. The sun is shining, and the sky is blue. Sam and Lily want to play outside. "Let's.....," says Sam. "Okay!" says Lily. "Then we can ..... on the sidewalk." After that, Sam takes out his ..... . He rides it up and down the street. Lily brings a big red ball. "Let's play ....." she says. Later, their friends come to the park. They all play ..... together. "Now let's .....", says Sam. They sit on the grass and watch kids playing soccer. Before they go home, Lily says, "Let's .....!" They run through the park, and the kite goes high in the sky.

## B. Dialogue

### Sports Day Fun

**Liam:** Hi Noah! Are you ready for .....

**Noah:** Yes! I'm so excited!

**Liam:** What sport will you play?

**Noah:** I will run in the race. ....?

**Liam:** I will play tug of war.

Noah: That's fun! Let's cheer for each other!

Liam: Yes.....!

Noah: Sports are fun when we play together!

Liam: I agree! .....

## Grammar

### C. Look and write:



.....  
.....



.....  
.....



.....  
.....

# LET'S .....



**Drag & drop:**



**Let's sing.**

**Let's drink.**

**Let's watch.**

**Let's jump.**

**Let's cook.**

**Let's eat.**

**Let's study.**









# Unit 4

## Inside our house



## Vocabulary (1)

a fireplace		a space in the wall of a room for a fire to burn in
a bookcase		a piece of furniture with shelves to put books on
an armchair		a comfortable chair with sides that support your arms
stairs		a set of steps that lead from one level of a building to another
shelves		a long, flat board fixed horizontally, usually against a wall or inside a cupboard so that objects can be stored on it
a rug		a piece of thick heavy cloth smaller than a carpet, used for covering the floor or for decoration
a shower		a device that releases drops of water through a lot of very small holes and that you stand under to wash your whole body

a bath		a long plastic, metal, or ceramic container that is filled with water so that you can sit or lie in it to wash your whole body
a microwave		an electric oven that uses waves of energy to cook or heat food quickly
a cooker		a large box-shaped device that is used to cook and heat food, either by putting the food inside or by putting it on the top

**1. Read and complete the missing letters:**

s _ airs	mic _ owave	b _ _ kcase	ru _
c _ _ ker	a _ mchair	b _ th	sho _ er

**2. Match the word in Column A with the correct picture in Column B.**

cooker



bookcase



stairs



armchair



bath



microwave



**3. Choose the correct answer:**

1. An ..... is where we can sit comfortably.

- a. armchair      b. bookcase      c. stairs      d. bath

2. .... is a piece of furniture where we store books.

- a. rug      b. fireplace      c. bookcase      d. cooker

3. We use ..... to heat food quickly.

- a. shower      b. microwave      c. fireplace      d. bookcase

4. We have a ..... in our house that provides heat.

- a. bath      b. stairs      c. bookcase      d. fireplace

5. My mum uses a ..... to cook food.

- a. cooker      b. shower      c. rug      d. bath

6. We use ..... to go to another floor in a house.

- a. armchair      b. bookcase      c. stairs      d. shower

7. I go to the toilet to take a ..... everyday.

- a. shower      b. microwave      c. rug      d. stairs

8. I have a ..... in my room that covers part of the floor.

- a. bath      b. rug      c. microwave      d. fireplace

9. I use my ..... to soak and relax in water.

- a. fireplace      b. microwave      c. bookcase      d. bath

10. I have so many ..... on my wall.

- a. shelves      b. rugs      c. stairs      d. armchairs

#### **4. Fill in the gaps:**

##### **A.A cozy living room**

**(fireplace – armchair – rug – stairs – shelves)**

On a cold winter evening, Anna loves to sit in her ..... next to the warm ..... Her favorite books are neatly arranged on the bookcase beside her, and a soft ..... covers the wooden floor. Above the fireplace, there are ..... where she keeps family photos and small decorations. After reading, she goes upstairs using the ..... to take a relaxing bath. Her home is cozy and perfect for quiet nights.

##### **B. A busy morning in the house**

**(microwave – shower – rug – cooker – bookcase)**

Every morning, James starts his day by taking a quick ..... He then goes downstairs to the kitchen, where he uses the ..... to heat his breakfast and the ..... to make coffee. While waiting, he checks the shelves above the counter for cereal. After eating, he runs up the stairs to get dressed, making sure not to trip on the ..... in the hallway. Before leaving, he grabs a book from the ..... near the fireplace, ready to read during his lunch break.

# "Good job!"



**5. Re-arrange the words to make meaningful sentences.**

1. fireplace / sat / near / **I** / the / comfortably

.....

2. rug / the / soft / floor / covered / a / **The**

.....

3. took / a / relaxing / bath / **She**

.....

4. the / shelves / on / books / are / **The**

.....

5. climbed / **He** / to / stairs / the / bedroom / the

.....

6. food / microwave / the / quickly / heated / **The**

.....

7. armchair / reading / sat / in / an / **I**

.....

8. cooker / the / used / dinner / make / to / **I**

.....

9. shower / took / quick / a / **They** / morning / the / in

.....

10. bookcase / new / a / bought / **She**

.....

# GRAMMAR I ▶ ★

## Prepositions of place TR: 4.4



above



behind



in front of



between



next to



under

### 1. Read and match:

**under** ● ●

**in** ● ●

**in front of** ● ●

**behind** ● ●

**on** ● ●

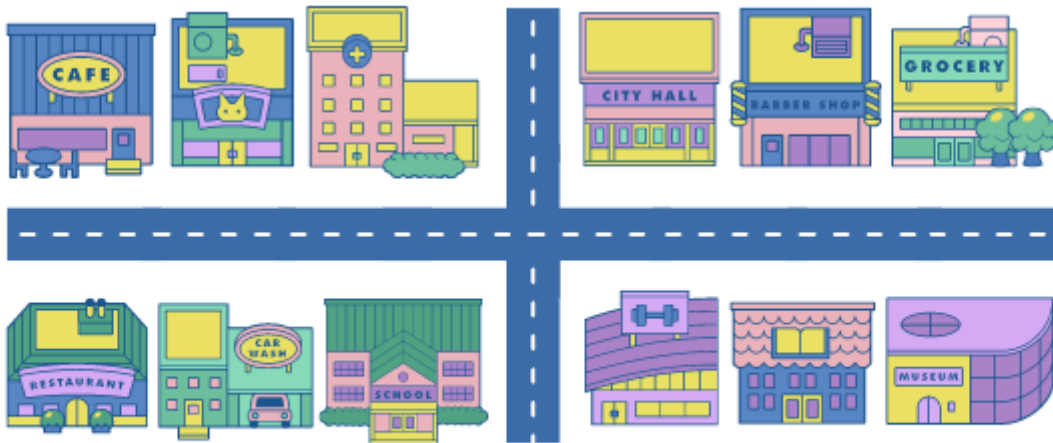


**2. Complete the following sentences:**

1. The bowl is ..... the dog's house.
2. The sun is ..... the dog's house.
3. The sign is ..... the dog's house.
4. The flowers are ..... the ground.
5. The bone is ..... the bowl.
6. The dog's house is ..... the sun.



**3. Fill in the gaps:**



in | next to | between | opposite | in front of | on the corner


1. There is a car wash ..... the restaurant.
2. There is a gym ..... the school.
3. There is a library ..... The gym and the museum.
4. There is a car ..... the car wash.

5. There are plants ..... the restaurant.
6. There is a barber shop ..... The library.
7. There is a pet shop ..... the café and the hospital.
8. There is a grocery ..... the barber shop.

4. Choose the correct answer:



on in under




on in under




on in under



on in under




on in under



on in under



on in under








on in under



on in under

## Vocabulary (2)

a fridge		a piece of kitchen equipment that uses electricity to preserve food at a cold temperature
a window		a space usually filled with glass in the wall of a building or in a vehicle, to allow light and air in and to allow people inside the building to see out
a sink		a bowl that is attached to the wall in a kitchen or bathroom in which you wash dishes or your hands
a phone		a device that uses either a system of wires along which electrical signals are sent or a system of radio signals to make it possible for you to speak to someone in another place who has a similar device
a door		a flat object that is used to close the entrance of something such as a room or building, or the entrance itself

### 1. Read and complete the missing letters:

fri _ ge	windo _	d _ _ r
_ _ one	s _ nk	

**2. Match the word in Column A with the correct picture in Column B.**

Fridge



phone



door



window



sink



### 3. Choose the correct answer:

1. We wash the dishes in the .....

- a. sink            b. bath            c. fridge            d. window

2. I opened the ..... to enter the room.

- a. fridge            b. bath            c. door            d. sink

3. We use the ..... to keep our food cold and fresh.

- a. sink            b. fridge            c. door            d. window

4. My mum uses her ..... to call me.

- a. Phone            b. microwave            c. cooker            d. bath

5. We look through the ..... and enjoy the view.

- a. fridge            b. window            c. cooker            d. microwave

6. My dad told me to close the ..... tightly to keep the cold air inside.

- a. cooker            b. sink            c. window            d. fridge

7. We have a ..... under the mirror in our bathroom.

- a. sink            b. door            c. bookcase            d. fridge

8. You have to knock on the ..... before entering a room.

- a. bookcase            b. shelf            c. armchair            d. door

9. Open the ..... and let the fresh air comes in.

- a. phone            b. window            c. sink            d. fridge

10. we use the ..... to communicate.

- a. bath            b. sink            c. fridge            d. phone

#### **4. Fill in the gaps:**

##### **A. A Morning at Home**

**(sink – door – fridge – phone – window)**

Sarah woke up early and walked into the kitchen. She opened the ..... to get some milk and fruit for breakfast. After eating, she washed the dishes in the ..... and wiped the counter clean. Suddenly, she heard a knock at the ..... It was the delivery person, bringing a package she had ordered with her ..... As the sun rose higher, she opened the ..... to let in the fresh morning air.

##### **B. A Rainy Day Indoors**

**(sink – phone – window – door – fridge)**

It was raining heavily outside, so Liam stayed indoors. He stood by the ....., watching the raindrops slide down the glass. In the kitchen, he made a sandwich and took some juice from the ..... After lunch, he cleaned up at the ....., then sat on the couch to play a game on his ..... A loud bang came from the .....—the wind had blown it open! He quickly shut it and stayed warm inside.

**5. Re-arrange the words to make meaningful sentences.**

1. is / cold / **The** / fridge / very

.....

2. opened / **She** / window / the / wide

.....

3. knocked / on / **He** / the / door

.....

4. bought / new / **I** / a / phone

.....

5. dishes / in / the / sink / washed / **I**

.....

6. **The** / is / phone / ringing

.....

7. milk / from / the / took / **He** / fridge

.....

8. window / closed / the / **She** / quickly

.....

9. door / **someone** / the / at / is

.....

10. the / water / running / is / sink / in / **The**

.....

## GRAMMAR 2 ▶ ▶ ★

### Subject-pronoun agreement: *it, they* TR: 4.7

Where is the **phone**?

**It's** in the kitchen.

Where are the **lamps**?

**They're** in the living room.

\*Use "**it**" for:

- A **singular** noun (one thing)
- Animals, objects, or ideas (when gender is not important)

\*Use "**they**" for:

- **Plural** nouns (more than one thing)
- Groups of people, animals, or objects

### 1. Answer the following questions:

1. Where is the phone?

.....

2. Where is the fridge?

.....

3. Where are the windows?

.....

4. Where is the sink?

.....

5. Where are the doors?

.....

6. Where is the cat?

.....

7. Where are the chairs?

.....

8. Where is the shower?

.....

9. Where are the students?

.....

10. Where are the books?

.....

### **2. Complete the following:**

1. Where is the dog? ..... in the garden.
2. Where are they? ..... in the class.
3. Where is the sink? ..... in the kitchen.
4. Where is the armchair? ..... my room.
5. Where is the fireplace? ..... in the livingroom.
6. Where are the bags? ..... under the stairs.
7. Where are the keys? ..... on the shelf.
8. Where are the phones? ..... on the desk.
9. Where is the shower? ..... in the bathroom.
10. Where is the ball? ..... under the bed.

### **3. Choose the correct answer:**

1. Where (is – are) the baby? It's in his bed.
2. Where (is – are) the students? They're In the garden.
3. Where (is – are) the desk? It's in the classroom.
4. Where is the cat? (It's – They're) in the living room.
5. Where is the bottle? (It's - They're) in the fridge.
6. Where is the bag? (It's – They're) on the table.
7. Where (is – are) the rug? It's in front of the sofa.
8. Where (is – are) the shelves? They're above the fireplace.
9. Where is the sofa? (It's – They're) between the two armchairs.
10. Where (is – are) the lamp? It's behind the chair.



## **Dialogues**

### **Dialogue 1: Talking About My House**

Lily: Hi, Emma! Do you want to come to my house?

Emma: Sure! .....

Lily: It's not big, but it's nice. We have a living room, a kitchen, two bedrooms, and a bathroom.

Emma: Wow! .....

Lily: I have a bed, a desk, and a big teddy bear!

Emma: That sounds fun! Let's play in your room!

Lily: Yes! .....

### **Dialogue 2: What's Inside My House**

**Tom:** What do you have in your house, Sam?

**Sam:** .....

**Tom:** Do you have any pets?

**Sam:** Yes, I have a cat. She sleeps on the sofa!

**Tom:** That's funny! What color is your room?

**Sam:** .....! I have books, a bed, and a toy box.

**Tom:** Cool! I want to visit your house one day.

**Sam:** .....

# READING

## Pre-Reading

Think-Pair-Share

- How many rooms are in your house?
- What do you have in your kitchen?
- What is in your bedroom?
- Where do you watch TV in your house?
- What is your favorite room? Why?

### (1) What's in My House?

Hello! My name is Sam, and I want to tell you about my house. There are five rooms in my house: a living room, a kitchen, a bathroom, and two bedrooms. In the living room, there is a big **sofa**, a small **table**, and a soft **rug** on the floor. There is also a **TV** on a stand. I like to sit on the sofa and watch movies. In the kitchen, there is a **fridge**, a **sink**, a **cooker**, and a **microwave**. I eat breakfast in the kitchen every morning. The fridge is next to the sink, and the cooker is near the window. The bathroom is small. There is a **shower**, a **sink**, and a **toilet**. There is a small **mirror** above the sink. In my bedroom, there is a **bed**, a **wardrobe**, and a **bookcase**. I keep my phone on the table next to my bed. There is also a **window** near my bed. I like to look outside before I go to sleep. I love my house. It is small, but it is very comfortable!

#### A. Answer the following questions:

1. How many rooms are in Sam's house?

.....

2. What is in the living room?

.....

#### B. Put (T) or (F):

1. The fridge is in the bathroom. ( )
2. There are two beds in Sam's room. ( )

**✧ Reading Strategy**

**Match the words with the pictures:**

fridge

window

sink

shower

cooker

microwave



## **Pre-Reading**

1. Who does Lina live with?
2. How many rooms are in her house?
3. What is next to the window in her bedroom?
4. What does she keep on her desk?
5. Why does she love her bedroom?

### **(2) My Favorite Room**

Hi! My name is Lina, and I live in a small house with my parents and my little brother. Our house has a living room, a kitchen, two bedrooms, and a bathroom. My favorite room is my bedroom. In my bedroom, there is a bed, a desk, a wardrobe, and a small bookcase. My bed is next to the window, so I can see the sky when I wake up. On my desk, I keep my phone, school books, and a lamp. I do my homework there every day. There are some books and toys on the shelves. I also have a rug on the floor and some pictures on the wall. It's a small room, but I love it because it's quiet and comfortable. It's my own space to relax, study, and play.

#### **A. Answer the following questions:**

1. What is the name of the girl?

.....

2. What's inside her bedroom?

.....

3. Why does she like her room?

.....

#### **B. Put (T) or (F):**

1. There are books on the shelves. (    )
2. There is a rug on the floor.        (    )
3. Her bed is next to the window.    (    )



Write a paragraph to tell your friend about your house:

A large, empty rectangular box with a dotted border, intended for writing a paragraph.

**Write a paragraph to describe your room:**

Geel/2000 L

# Unit Review

## Vocabulary

**Fill in the gaps with these words:**

**(sink – microwave – fridge – window – cooker – shower)**

I have a small house with a nice kitchen and a clean bathroom.

In the kitchen, there is a \_\_\_\_\_ to keep the food cold.

Next to it, there is a \_\_\_\_\_ where I cook meals like pasta and rice.

I also have a \_\_\_\_\_ on the counter, which I use to heat food quickly.

The \_\_\_\_\_ is under the cupboard. I wash the dishes there.

The bathroom is next to the kitchen. There is a \_\_\_\_\_ on the wall that lets in fresh air.

I take a \_\_\_\_\_ every morning before school. It helps me feel fresh and ready for the day.

## **Dialogue**

**Ali:** Hi, Sara!

**Sara:** Hi, Ali! .....

**Ali:** I'm good, thank you. Do you want to hear about my room?

**Sara:** Yes, please!

**Ali:** My room is small, but I like it.

**Sara:** .....

**Ali:** I have a bed, a table, and a chair.

**Sara:** Do you have a window?

**Ali:** Yes! .....

**Sara:** What do you do in your room?

**Ali:** I sleep, read books, and play with my toys.

**Sara:** That sounds fun!

**Ali:** Yes, I love my room.

## Grammar

### A. Complete the following sentences with the right preposition:



1. The owl is ..... the bed.
2. The ball is ..... the table.
3. The gift is ..... the dog.
4. The dog is ..... the table.
5. The ball is ..... the bag.
6. The cat is hiding ..... the bed.
7. The bag is ..... the table.

### B. Complete the sentences using (It's - They're):

1. Where is the dog? ..... under the table.
2. Where is the gift? ..... beside the bed.
3. Where are the children? ..... playing.
4. Where are the pencils? ..... on the desk.
5. Where is the book? ..... on the shelf.
6. Where is the phone? ..... on the table.
7. Where are the cups? ..... in the cupboard.

# UNIT 5


## Day by day



## Vocabulary (1)

get up		to wake up and get out of bed
wash my face		to clean your face with water (and sometimes soap) to remove dirt, sweat, or sleepiness
brush my teeth		to clean your teeth using a toothbrush and toothpaste.
get dressed		to put on your clothes after waking up or before going out.
have breakfast		to eat your first meal of the day, usually in the morning after waking up.

go to school		to leave home and travel to school to learn, play, and spend time with teachers and friends.
have lunch		to eat your midday meal, usually around noon or early afternoon.
play with friends		to have fun together by doing games, sports, or activities with your friends.
play computer games		to use a computer or device to play fun games, like puzzles, adventures, or learning games.
have dinner		to eat the last big meal of the day, usually in the evening.

go to bed		to lie down in your bed to sleep and rest for the night.
-----------	---	--

**1. Read and complete the missing letters:**

g_ t up	bru _ _ my tee _ _	get dre _ _ ed
have br _ _ kfast	go to s _ _ ool	pl _ y with fri _ nds
play co _ puter games	have di _ _ er	g _ to b _ d

**2. Match the word in Column A with the correct picture in Column B.**

play computer games




have lunch



go to bed



wake up



have dinner



play with friends



### 3. Choose the correct answer:

1. Every morning, I brush my teeth and wash my .....  
a. face                      b. lunch                      c. breakfast                      d. dinner
2. I brush my ..... every morning and night.  
a. hand                      b. face                      c. teeth                      d. leg
3. After I ....., I get dressed for school.  
a. sleep                      b. wake up                      c. have dinner                      d. go to bed
4. I have ..... at 7 o'clock before I go to school.  
a. lunch                      b. dinner                      c. dessert                      d. breakfast
5. I go to ..... at 8 o'clock every morning.  
a. school                      b. club                      c. cinema                      d. market
6. I have ..... at school with my friends.  
a. dinner                      b. lunch                      c. breakfast                      d. water
7. After school, I like to ..... with my friends at the park.  
a. sleep                      b. eat                      c. dance                      d. play
8. After finishing my homework, I play ..... games for a little while.  
a. computer                      b. T.V                      c. school                      d. fun
9. I have ..... with my family at 7 o'clock every night.  
a. lunch                      b. dinner                      c. breakfast                      d. snack
10. I go to ..... at 8 o'clock every night.  
a. bed                      b. school                      c. club                      d. market

#### **4. Fill in the gaps:**

#### **“My Morning”**

**(get dressed – brush my teeth – have breakfast – go to school – wash my face)**

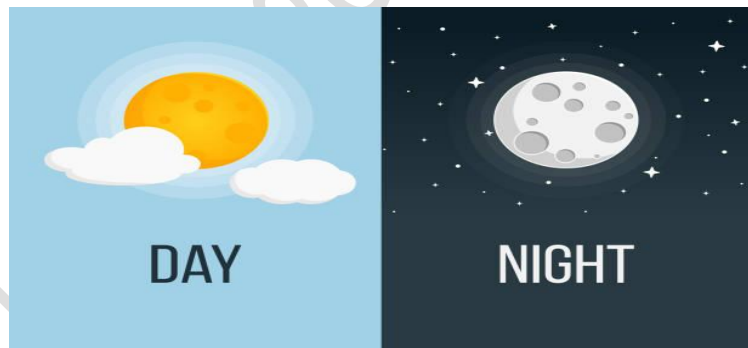
Every morning, I wake up and .....

Then I .....so I feel clean and fresh.

After that, I ..... and put on my uniform.

I ..... at 7:30 with my family.

Then I take my school bag and .....



#### **“My Evening”**

**(have dinner – play computer games – play with friends – go to bed)**

After school, I ..... outside.

Sometimes I ..... if I finish my homework.

In the evening, I ..... with my family.

Then I change into my pajamas and .....

I sleep well and get ready to start a new day!

**5. Re-arrange the words to make meaningful sentences:**

1. I / teeth / my / brush / morning / in / the

.....

2. face / my / I / wash / school / before

.....

3. get / I / dressed / quickly / school / for

.....

4. breakfast / I / 7 / at / have / o'clock

.....

5. go / I / to / school / bus / by / the

.....

6. with / play / I / my / friends / after / school

.....

7. games / sometimes / I / computer / play

.....

8. dinner / family / my / I / have / with

.....

9. homework / before / do / my / I / dinner

.....

10. bed / go / I / 8 / to / o'clock / at

.....

## GRAMMAR I ► ★

### Telling the time TR: 5.4

**What time** is it?

**It's** 1.00.

It's one **o'clock**.

**When** do you get up?

**At** 7.00.

At seven **o'clock**.

**When** does he go to bed?

**At** 9.00.

At nine **o'clock**.

## WHAT'S THE TIME?



It's

o'clock.



It's

o'clock.



It's

o'clock.



It's

o'clock.



It's

o'clock.



It's

o'clock.






## **2. Fill in the Blanks:**

1. It is ..... o'clock. 🕒 (Clock shows 7:00)
2. It is ..... o'clock. 🕒 (Clock shows 3:00)
3. It is ..... o'clock. 🕒 (Clock shows 5:00)
4. I eat lunch at .....
5. I go to bed at .....
6. School starts at .....
7. I eat breakfast at .....
8. I wake up at .....
9. I eat dinner at .....
10. I go home at .....

## **3. Answer the questions using full sentences:**

1. What time do you wake up? .....
2. What time do you have lunch? .....
3. What time do you go to bed? .....
4. What do you do at 4:00? .....
5. What do you do at 8:00? .....
6. What time do you go home? .....
7. What time do you eat your breakfast? .....
8. What time do you finish your homework? .....
9. What time do you have dinner? .....
10. What time do you go to school? .....

## Vocabulary (2)

in the morning		the time of day from when you wake up until around 12:00 (noon).
late		after the right time or not on time.
in the afternoon		the time of day after 12:00 (noon) and before evening — usually from 12:00 p.m. to around 5:00 or 6:00 p.m.
in the evening		the time of day after the afternoon and before night, usually from around 5:00 p.m. to 8:00 p.m.
at night		the time after the evening, when it is dark outside — usually from 8:00 p.m. until you go to sleep

### 3. Read and complete the missing letters:

in the mor_ing	in the aftern__n
in the ev__ing	at ni__t

**2. Match the word in Column A with the correct picture in Column B.**

at night



in the morning



in the evening



in the afternoon



**3. Choose the correct answer:**

1. I get dressed in the ..... before school.

- a. late                      b. afternoon                      c. morning                      d. night

2. I was ..... for school because I woke up at 8.

- a. morning                      b. late                      c. sleep                      d. early

3. I eat lunch in the .....

- a. morning                      b. evening                      c. afternoon                      d. night

4. I eat dinner in the .....

- a. evening                      b. morning                      c. night                      d. afternoon

5. I go to bed at .....

- a. morning      b. night      c. evening      d. afternoon

6. I go to school in the .....

- a. night      b. evening      c. afternoon      d. morning

7. The movie started, and we arrived .....

- a. late      b. early      c. quickly      d. slowly

8. I watch TV with my family in the ..... before I go to bed.

- a. morning      b. night      c. evening      d. afternoon

9. We see the stars at .....

- a. night      b. morning      c. afternoon      d. evening

10. Don't be ..... for dinner!

- a. slow      b. fast      c. late      d. early

#### **4. Fill in the gaps:**

##### **"My Busy Day"**

**(afternoon – evening – late – at night – in the morning)**

I wake up early .....

I eat breakfast and go to school.

In the ....., I play with my friends after lunch.

I do my homework and have dinner in the .....

Then I brush my teeth and go to bed .....

I don't like going to sleep .....!

## “A Day with My Family”

(at night – late – afternoon – evening – in the morning)

My family and I go shopping .....

We eat lunch together in the .....

Sometimes we come home ..... if the stores are busy.

We watch a movie in the .....

I always sleep well .....

### 5. Re-arrange the words to make meaningful sentences.

1. wake / I / up / in / morning / the

.....

2. play / in / afternoon / the / I

.....

3. have / dinner / I / in / the / evening

.....

4. go / to / I / bed / at / night

.....

5. don't / want / I / to / sleep / late

.....

6. is / dark / it / at / night

.....

7. we / a / walk / take / in / evening / the

.....

8. go / shopping / we / in / the / afternoon

.....

9. was / for / I / school / late

.....

10. watch / I / TV / in / the / evening

.....

Geel 2000 Language Schools

## GRAMMAR 2 ▶ ▶ ★

### Adverbs of frequency TR: 5.7

What do you do every day?

I **always** play with my sister.

What does your brother do on Saturdays?

He sleeps! He **never** gets up before ten o'clock.

I ride n  
school



### 1. Fill in the Gaps with the Right Adverb

(never – often – always – usually – sometimes- rarely)

1. I \_\_\_\_\_ brush my teeth in the morning.
2. My sister \_\_\_\_\_ eats vegetables. She doesn't like them.
3. We \_\_\_\_\_ go to the park on weekends.
4. I \_\_\_\_\_ eat breakfast before school.
5. My dad \_\_\_\_\_ helps me with homework.
6. I \_\_\_\_\_ go to bed late. I like sleeping early.

# Adverbs of Frequency

<b>always</b> ★ ★ ★ ★ ★ ★	<b>usually</b> ★ ★ ★ ★ ★ ☆	<b>often</b> ★ ★ ★ ★ ☆ ☆
<b>sometimes</b> ★ ★ ★ ☆ ☆ ☆	<b>never</b> ☆ ☆ ☆ ☆ ☆ ☆	

Write the correct adverb of frequency to complete the sentence.

1. Teddy \_\_\_\_\_ cleans their backyard.  
★ ★ ★ ☆ ☆ ☆
2. Mary \_\_\_\_\_ reads scary stories.  
☆ ☆ ☆ ☆ ☆ ☆
3. I \_\_\_\_\_ dance with my friends at school.  
★ ★ ★ ☆ ☆ ☆
4. My parents \_\_\_\_\_ watch TV shows together.  
★ ★ ★ ★ ★ ☆
5. She \_\_\_\_\_ rides her bicycle at the park.  
★ ★ ★ ★ ☆ ☆
6. They \_\_\_\_\_ eat healthy food at home.  
★ ★ ★ ★ ★ ★
7. The teacher \_\_\_\_\_ gives us homework.  
★ ★ ★ ★ ☆ ☆
8. We \_\_\_\_\_ sleep before 9 o'clock.  
★ ★ ★ ☆ ☆ ☆
9. My uncle \_\_\_\_\_ walks to school.  
★ ★ ★ ★ ★ ☆
10. Sarah and Irene \_\_\_\_\_ greet each other.  
★ ★ ★ ★ ★ ★

### 3. Choose the Correct Adverb

1. I \_\_\_\_\_ eat ice cream in winter.  
**a) always   b) never   c) usually**
2. My teacher \_\_\_\_\_ gives us homework on Friday.  
**a) rarely   b) always   c) never**
3. We \_\_\_\_\_ go swimming in the summer.  
**a) sometimes   b) never   c) often**
4. I \_\_\_\_\_ forget my school bag.  
**a) always   b) rarely   c) usually**
5. Mom \_\_\_\_\_ makes pancakes on Sunday.  
**a) sometimes   b) never   c) always**
6. I \_\_\_\_\_ drink milk with my breakfast.  
**a) never   b) always   c) rarely**
7. She \_\_\_\_\_ forgets her homework.  
**a) usually   b) never   c) always**
8. We \_\_\_\_\_ play outside when it rains.  
**a) often   b) never   c) always**
9. My brother \_\_\_\_\_ helps me clean my room.  
**a) sometimes   b) always   c) rarely**
10. I \_\_\_\_\_ brush my teeth before bed.  
**a) always   b) sometimes   c) rarely**
11. Dad \_\_\_\_\_ takes us to the zoo.  
**a) never   b) often   c) always**
12. They \_\_\_\_\_ go to school on Sunday.  
**a) never   b) usually   c) sometimes**

#### **4. Find the mistake and correct it:**

1. I never eats breakfast in the morning.

.....

2. She always go to bed late.

.....

3. We sometimes goes to the park.

.....

4. He rarely play with his toys.

.....

5. They usually goes to school by car.

.....

6. I often watches cartoons after dinner.

.....

7. We always eats lunch at 12 o'clock.

.....

8. He never playing outside at night.

.....

9. She usually sleep early.

.....

10. I rarely to eat candy.

.....



## Dialogues

### A. At School

Emma: Hi Ali! What did you do this morning?

Ali: ..... early. Then I ate breakfast and got ready for school.

Emma: What did you eat?

Ali: .....

Emma: Yum! I had cereal.

Ali: What are you excited for today at school?

Emma: .....! I love painting.

Ali: Me too! Let's sit together.

Emma: Okay!

### B. Talking About the Weekend

Mia: Hi Sam! How was your weekend?

Sam: It was great! .....

Mia: Cool! What did you do there?

Sam: I played soccer with my brother.

Mia: That sounds fun. ....

Sam: What did you watch?

Mia: I watched .....

Sam: I love that show!

Mia: Maybe we can watch it together next weekend.

Sam: .....

# READING



## Pre-Reading

1. What do you do in the morning?
2. Do you go to school? What do you do there?
3. What time do you go to bed?



### (1) My School Day

My name is Sam. I wake up at 7 o'clock. I brush my teeth and eat my breakfast. Then I get ready for school.

At school, I learn math, read books, and play with my friends. I eat lunch in the cafeteria.

After school, I go home and do my homework. Then I play outside.

At night, I eat dinner and go to bed at 8 o'clock. I like my day!

#### A. Answer the following questions:

4. When does Sam wake up?

.....

5. What does he learn at school?

.....

#### B. Put (T) or (F):

1. He eats lunch in the cafeteria. (     )
2. He does his homework at home. (     )

## ✱ Reading Strategy

### Put the events in sequence:

- ( ) I eat lunch in the cafeteria.
- ( ) I get ready for school.
- ( ) I wake up at 7 o'clock.
- ( ) I eat dinner and go to bed.
- ( ) I go home and do my homework.

## Pre-Reading

1. What do you do on the weekend?
2. Do you sleep late or early?
3. Do you go to the park?

### (2) My Weekend Day

Hi, I'm Lily. On the weekend, I don't go to school.

I wake up late.

I eat pancakes for breakfast. Then I watch cartoons and play with my toys.

In the afternoon, I go to the park with my family. We have fun!

At night, I read a book and go to sleep. My weekend day is fun and relaxing.



**A. Answer the following questions:**

1. Does she go to school on the weekend?

.....

2. What does she eat for breakfast?

.....

**B. Put (T) or (F):**

1. At night, she goes to the park with her family. ( )

2. She eats cheese and eggs for breakfast. ( )

**\* Reading Strategy**

**Put the events in sequence:**

( ) I eat pancakes for breakfast.

( ) I go to the park with my family.

( ) I wake up late.

( ) I read a book and go to sleep.



**Write a paragraph to describe your day at school:**

A large, empty rectangular box with a dotted border, intended for writing a paragraph.

**Write a paragraph about what do you do on your weekend:**

Geel/2000 L

# Unit Review

## Vocabulary

### **1. Fill in the Gaps using**

(eat breakfast – wash my face – have lunch – go to bed - play with friends – have dinner – the morning)

1. I wake up in .....
2. Then I .....and brush my teeth.
3. I ..... at 7:30 before I go to school.
4. At school, I ..... at 12 o'clock.
5. After school, I ..... in the park.
6. In the evening, I ..... with my family.
7. At 9 o'clock, I .....

(have dinner – eat breakfast – go to bed – have lunch – play with friends – wash my face)

I love my day! In the morning, I ..... and get ready for school.

I ..... at 7:00.

At school, I study and ..... at noon.

After school, I ..... at the playground.

In the evening, I ..... with my family.

At night, I ..... at 9 o'clock.

## Dialogue

**Hana:** Hi, Ali! What do you do in the morning?

**Ali:** I brush my .....

**Hana:** What do you do after school?

**Ali:** ..... and play with my friends.

**Hana:** Nice! ..... ?

**Ali:** At 9 o'clock.

**Hana:** Me too!

## Grammar

# Adverbs of Frequency

Always ★★★★★★	usually ★★★★☆	often ★★★☆☆
sometime ★★☆☆☆	rarely ★☆☆☆☆	
	never ☆☆☆☆☆	

### Look at the Frequency and Choose the Correct Adverb of Frequency.


1. She \_\_\_\_\_ attends yoga classes. ★★★★★
2. He \_\_\_\_\_ watches TV on weekdays. ★★★☆☆
3. They \_\_\_\_\_ visit their grandparents. ★★★★★☆
4. We \_\_\_\_\_ eat out at fancy restaurants. ★☆☆☆☆
5. I \_\_\_\_\_ go to the gym. ★★☆☆☆
6. The bus \_\_\_\_\_ arrives on time. ★★★★★☆
7. She \_\_\_\_\_ finishes her homework before dinner. ★★★★★
8. He \_\_\_\_\_ helps his parents with household chores. ★★★☆☆
9. They \_\_\_\_\_ go on vacation. ★★☆☆☆
10. We \_\_\_\_\_ have pizza for dinner. ★★★★★☆
11. He \_\_\_\_\_ eats spicy food. ☆☆☆☆☆
12. The cat \_\_\_\_\_ catches mice. ★★★★★

# What time?


What time does Mara brush her teeth?



What time does Kojo read his book?



What time does Bill play tennis?



What time does Cindy eat dinner?

