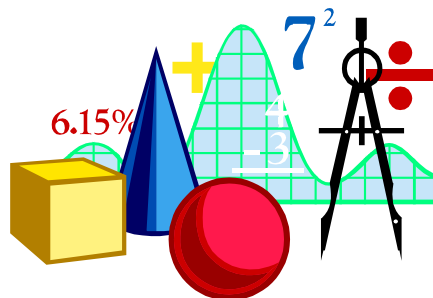


MATHEMATICS FOR PRIMARY ONE FIRST TERM

2026

PREPARED BY
Mr. MAHMOUD





INDEX

Chapter (1) | Numbers up to 10

1. How Many?	5
2. Numbers (from 1 to 5)	7
3. Let's Count! (from 1 to 5)	9
4. What Makes 5?	10
5. Numbers (from 6 to 10)	17
6. Let's Count! (from 6 to 10)	19
7. What Makes 6?	20
8. What Makes 7?	25
9. What Makes 8?	26
10. What Makes 9?	27
11. What Makes 10?	28
12. Let's Compare Numbers	30
13. The Number Zero	31

Chapter (2) | What's the Position?

1. What's the Position?	38
2. Where Is It?	40

Chapter (3) | Addition

1. Addition (Part 1)	46
2. Addition (Part 2)	49
3. Addition with Zero	50
4. Making Addition Stories	51

Chapter (4) | Subtraction

1. Subtraction (Part 1)	58
2. Subtraction (Part 2)	59
3. Subtraction with Zero	60
4. What Is the Difference?	61
5. Making Subtraction Stories	62





Chapter (5) | Comparing Lengths

- | | |
|--------------------------------|----|
| 1. Which One Is Longer? | 69 |
| 2. How Can We Measure? | 70 |
| 3. Let's Compare Lengths | 72 |

Chapter (6) | Representing Data

- | | |
|--|----|
| 1. Representing Data with Pictures | 77 |
| 2. What We Learn from Results | 80 |
| 3. Let's Compare Results | 82 |

Chapter (7) | Numbers Greater than 10

- | | |
|--|-----|
| 1. Numbers up to 20 | 96 |
| 2. Ten and Some Numbers from 1 to 10 | 99 |
| 3. Number Line | 100 |
| 4. Adding and Subtracting Numbers P1 | 107 |
| 5. Adding and Subtracting Numbers P2 | 108 |
| 6. Numbers Grater than 20 | 110 |

Chapter (8) | Reading the Clock

- | | |
|----------------------------------|-----|
| 1. Telling Time on a Clock | 118 |
|----------------------------------|-----|

Chapter (9) | Operations with 3 Numbers

- | | |
|---|-----|
| 1. Adding Three Numbers | 125 |
| 2. Subtracting Three Numbers | 126 |
| 3. Calculating with Three Numbers | 127 |





Chapter (1)

Numbers up to 10



Lesson (1)

How Many?

Color According to the Number:



○ ○ ○ ○ ○

○ ○ ○ ○ ○

○ ○ ○ ○ ○

○ ○ ○ ○ ○

○ ○ ○ ○ ○

○ ○ ○ ○ ○

○ ○ ○ ○ ○

○ ○ ○ ○ ○

○ ○ ○ ○ ○

○ ○ ○ ○ ○

○ ○ ○ ○ ○

○ ○ ○ ○ ○

○ ○ ○ ○ ○


○ ○ ○ ○ ○

○ ○ ○ ○ ○

○ ○ ○ ○ ○

○ ○ ○ ○ ○

○ ○ ○ ○ ○



○ ○ ○ ○ ○ ○ ○ ○ ○

○ ○ ○ ○ ○ ○ ○ ○ ○

○ ○ ○ ○ ○ ○ ○ ○ ○





Circle the Correct Number:

1	2	3

1	2	3

1	2	3

1	2	3

1	2	3

1	2	3

1	2	3


3	4	5

3	4	5



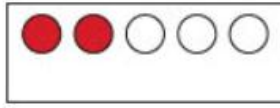
Lesson (2)

Numbers (from 1 to 5)



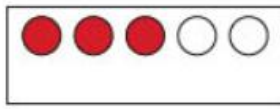
One

1	1			
---	---	--	--	--




Two

2	2			
---	---	--	--	--



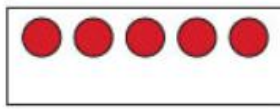
Three

3	3			
---	---	--	--	--



Four

4	4			
---	---	--	--	--



Five

5	5			
---	---	--	--	--



Write the number (as the example):

3	Three

.....

.....


.....

.....

.....




Join



3

Three




2

One




1

Two



4

Five



5

Four




Lesson (3)

Let's Count (from 1 to 5)


Write the number:




.....



.....




.....




.....




.....



.....



.....



.....



.....



Lesson (4)

What Makes 5?



● ... 1, ● ... 4 → 1 and 4 make 5



● ... 2, ● ... 3 → 2 and 3 make 5



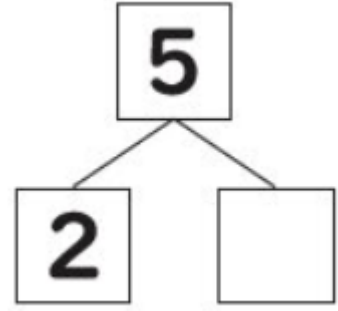
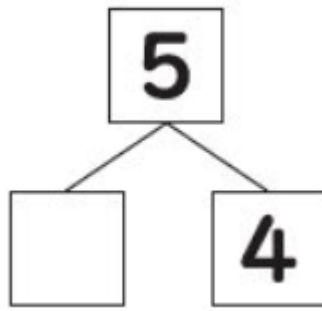
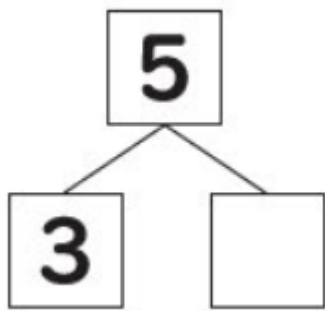
● ... 3, ● ... 2 → 3 and 2 make 5



● ... 4, ● ... 1 → 4 and 1 make 5









Write the missing number in the box







HOMEWORK






[1] Color According to the Number:



<input type="checkbox"/> <input type="checkbox"/> <input type="checkbox"/> <input type="checkbox"/> <input type="checkbox"/> <input type="checkbox"/> <input type="checkbox"/> <input type="checkbox"/>	
<input type="checkbox"/> <input type="checkbox"/> <input type="checkbox"/> <input type="checkbox"/> <input type="checkbox"/> <input type="checkbox"/> <input type="checkbox"/> <input type="checkbox"/>	
<input type="checkbox"/> <input type="checkbox"/> <input type="checkbox"/> <input type="checkbox"/> <input type="checkbox"/> <input type="checkbox"/> <input type="checkbox"/> <input type="checkbox"/>	



<input type="checkbox"/> <input type="checkbox"/> <input type="checkbox"/> <input type="checkbox"/> <input type="checkbox"/> <input type="checkbox"/> <input type="checkbox"/> <input type="checkbox"/>	
<input type="checkbox"/> <input type="checkbox"/> <input type="checkbox"/> <input type="checkbox"/> <input type="checkbox"/> <input type="checkbox"/> <input type="checkbox"/> <input type="checkbox"/>	
<input type="checkbox"/> <input type="checkbox"/> <input type="checkbox"/> <input type="checkbox"/> <input type="checkbox"/> <input type="checkbox"/> <input type="checkbox"/> <input type="checkbox"/>	





[2] Read and trace:

1	2	3	4	5
one	two	three	four	five
1	2	3	4	5
one	two	three	four	five
1	2	3	4	5
one	two	three	four	five
1	2	3	4	5
one	two	three	four	five
1	2	3	4	5
one	two	three	four	five
1	2	3	4	5
one	two	three	four	five



[3] Write the number (as the example):

5	Five

.....

.....

.....

.....

.....




[4] Write the number:

.....	


.....	

.....	






.....



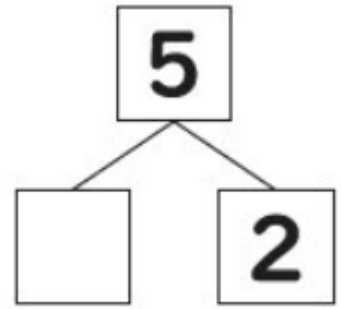
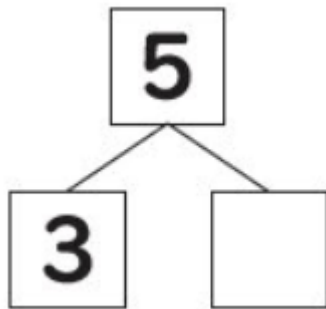
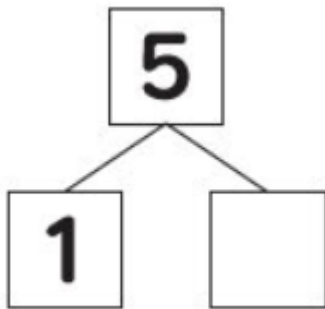
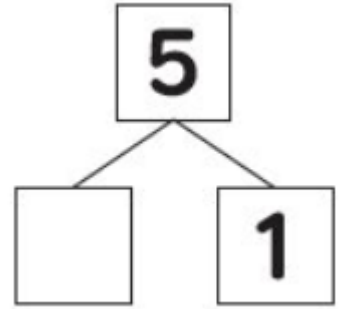
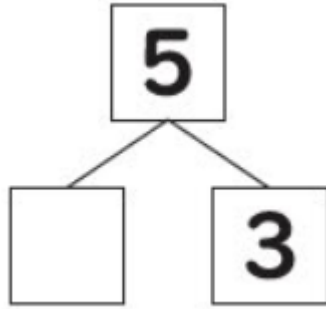
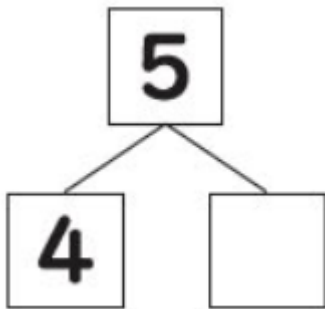
.....



.....



[5] Write the missing number in the box



[6] Join each set to the suitable number:




①




②



③



④





⑤








[7] Circle the correct number:


		
2	3	4


		
1	2	3


		
1	2	3


		
1	2	3

		
2	3	4

		
1	2	3

		
1	2	3

		
3	4	5

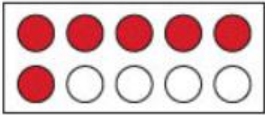
		
2	3	4






Lesson (5)


Numbers from (6 to 10)




Six



Seven



Eight



Nine



Ten



Write the number:

Image of 6 ants. Below:

Image of 9 flowers. Below:

Image of 10 leaves. Below:

Image of 8 burgers. Below:

Image of 10 cats. Below:

Image of 10 frogs. Below:



Join each set to the suitable number:



1




2



6



5




7



8



4



9



Lesson (6)

Let's Count from (6 to 10)

Circle the correct number:

7	8	9

7	8	9

1	2	3

7	9	8

6	7	8

6	7	8

8	9	10

6	3	4

6	5	4



Lesson (7)

What Makes 6?



● ... 1, ● ... 5 → 1 and 5 make 6



● ... 2, ● ... 4 → 2 and 4 make 6



● ... 3, ● ... 3 → 3 and 3 make 6



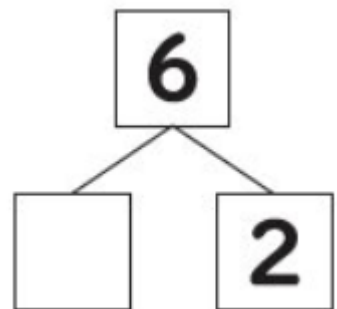
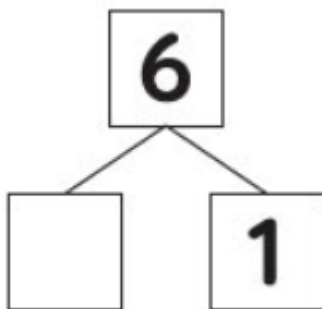
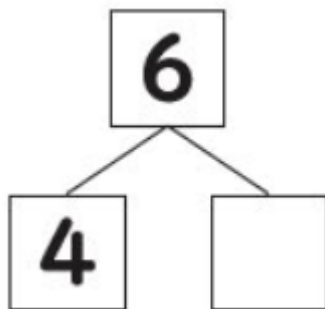
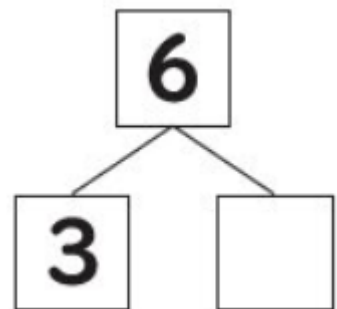
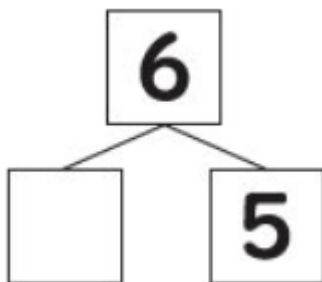
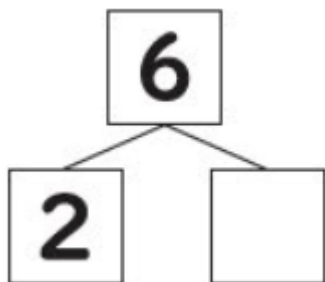
● ... 4, ● ... 2 → 4 and 2 make 6



● ... 5, ● ... 1 → 5 and 1 make 6



Write the missing number in the box





HOMEWORK



[1] Read and trace:

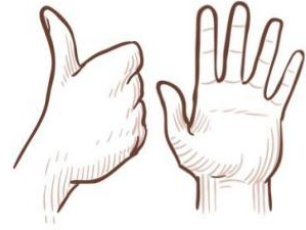
6	7	8	9	10
six	seven	eight	nine	ten
6	7	8	9	10
six	seven	eight	nine	ten
6	7	8	9	10
six	seven	eight	nine	ten
6	7	8	9	10
six	seven	eight	nine	ten
6	7	8	9	10
six	seven	eight	nine	ten
6	7	8	9	10
six	seven	eight	nine	ten



[2] Write the number:



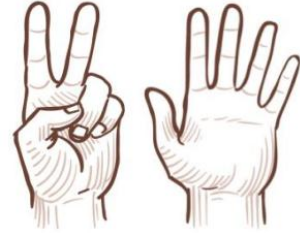
.....



.....



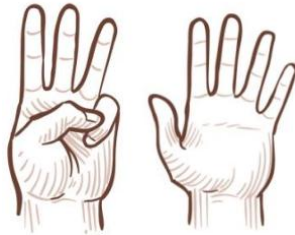
.....



.....



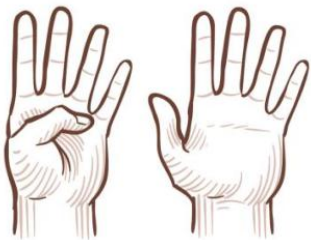
.....



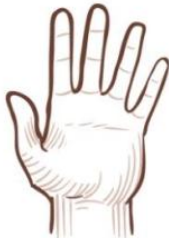
.....



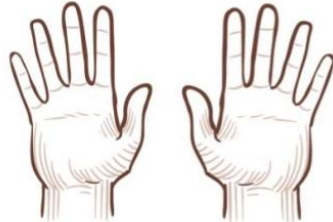
.....



.....



.....



.....



[3] Write the number:

.....

.....

.....

.....

.....

.....

.....

.....

.....

.....

.....

.....



[4] Write the number:

.....

.....

.....

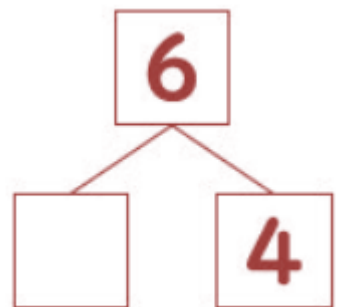
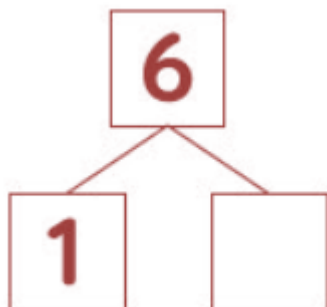
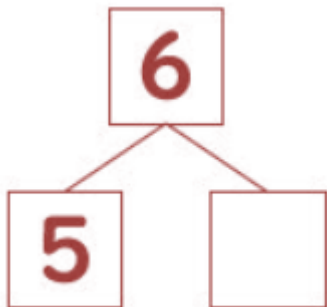
.....

.....

.....



[5] Write the missing number in the box



Lesson (8)


What Makes 7?



● ... 1, ● ... 6 → 1 and 6 make 7



● ... 2, ● ... 5 → 2 and 5 make 7



● ... 3, ● ... 4 → 3 and 4 make 7



● ... 4, ● ... 3 → 4 and 3 make 7



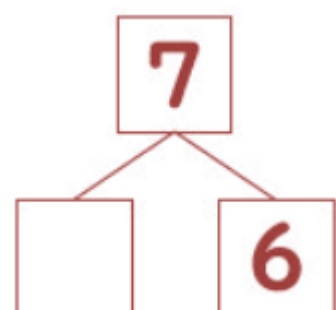
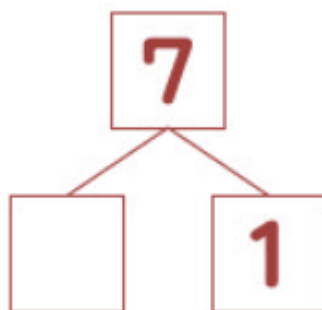
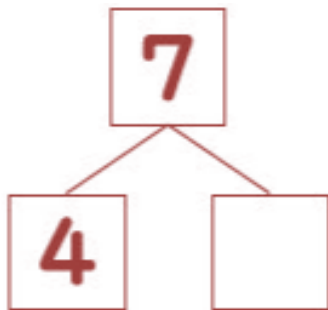
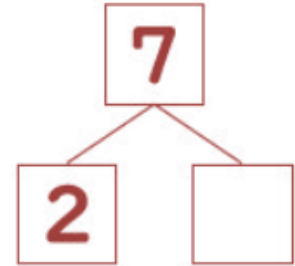
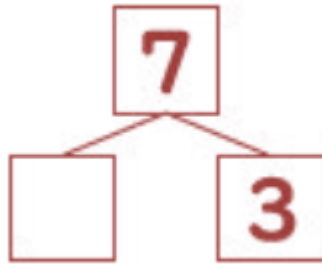
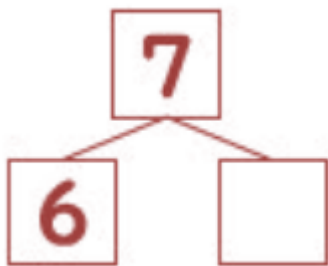
● ... 5, ● ... 2 → 5 and 2 make 7



● ... 6, ● ... 1 → 6 and 1 make 7

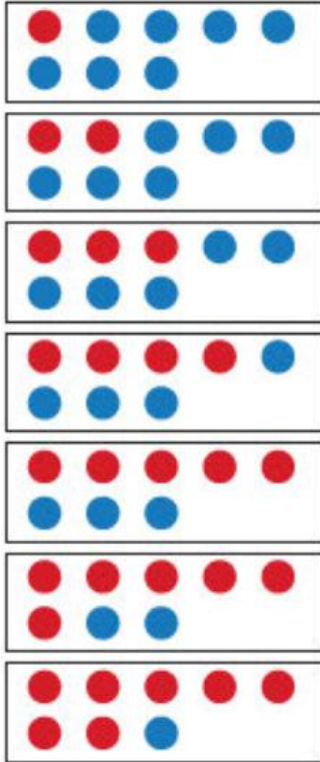


Write the missing number in the box



Lesson (9)

What Makes 8?



● ... 1, ● ... 7 → 1 and 7 make 8

● ... 2, ● ... 6 → 2 and 6 make 8

● ... 3, ● ... 5 → 3 and 5 make 8

● ... 4, ● ... 4 → 4 and 4 make 8

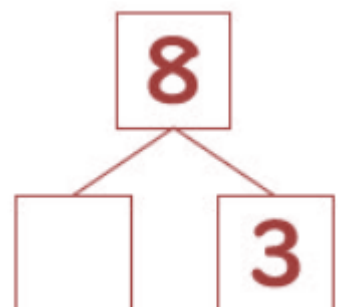
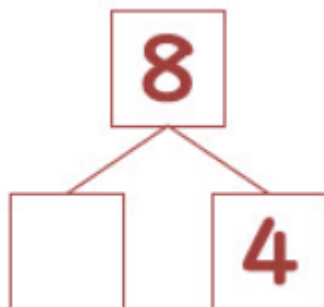
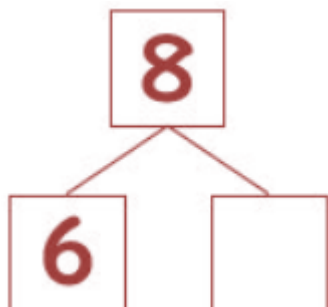
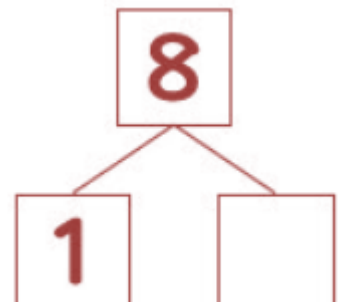
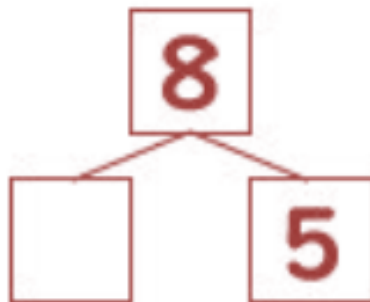
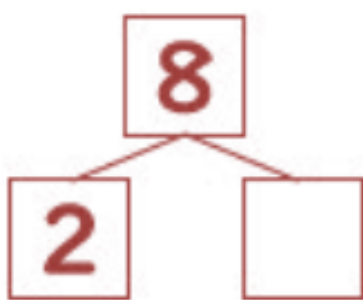
● ... 5, ● ... 3 → 5 and 3 make 8

● ... 6, ● ... 2 → 6 and 2 make 8

● ... 7, ● ... 1 → 7 and 1 make 8

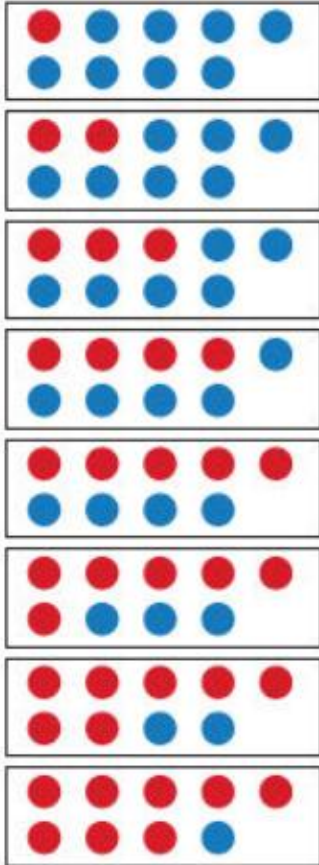


Write the missing number in the box



Lesson (10)

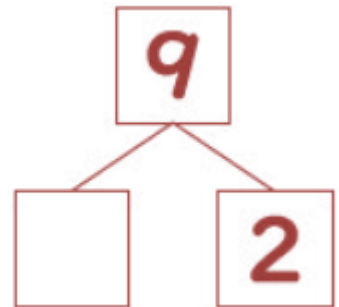
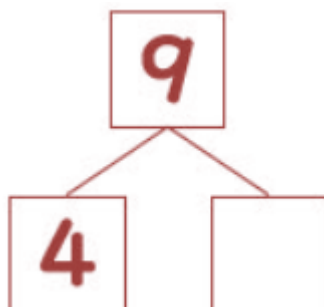
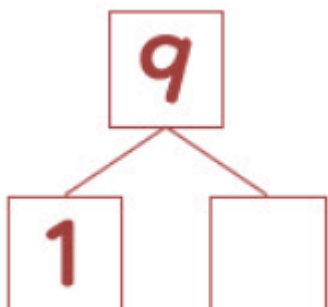
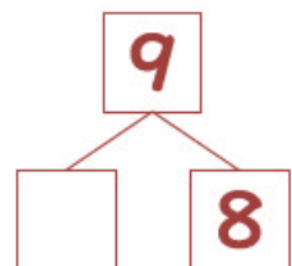
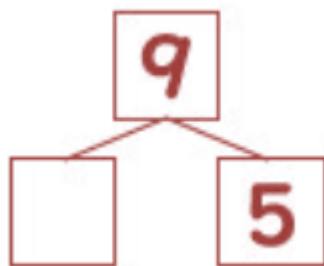
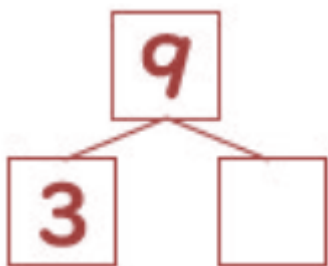
What Makes 9?



- ... 1, ● ... 8 → 1 and 8 make 9
- ... 2, ● ... 7 → 2 and 7 make 9
- ... 3, ● ... 6 → 3 and 6 make 9
- ... 4, ● ... 5 → 4 and 5 make 9
- ... 5, ● ... 4 → 5 and 4 make 9
- ... 6, ● ... 3 → 6 and 3 make 9
- ... 7, ● ... 2 → 7 and 2 make 9
- ... 8, ● ... 1 → 8 and 1 make 9




Write the missing number in the box



Lesson (11)

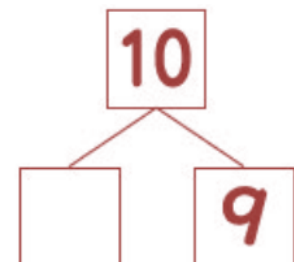
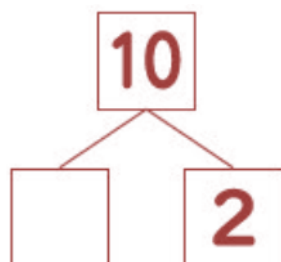
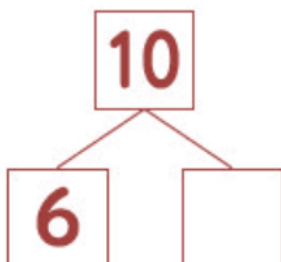
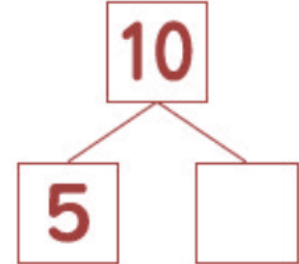
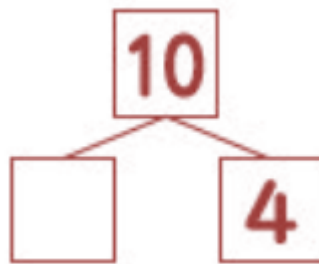
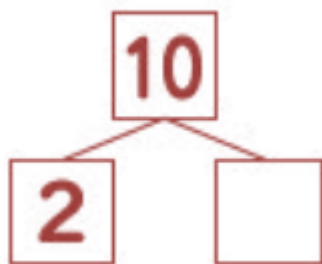
What Makes 10?



- ... 1, ● ... 9 → 1 and 9 make 10
- ... 2, ● ... 8 → 2 and 8 make 10
- ... 3, ● ... 7 → 3 and 7 make 10
- ... 4, ● ... 6 → 4 and 6 make 10
- ... 5, ● ... 5 → 5 and 5 make 10
- ... 6, ● ... 4 → 6 and 4 make 10
- ... 7, ● ... 3 → 7 and 3 make 10
- ... 8, ● ... 2 → 8 and 2 make 10
- ... 9, ● ... 1 → 9 and 1 make 10



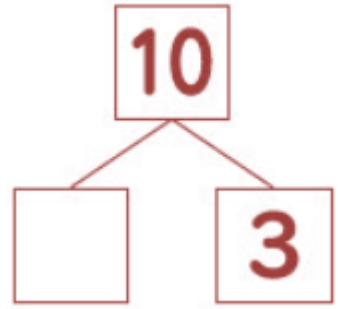
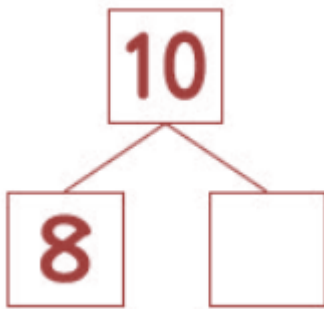
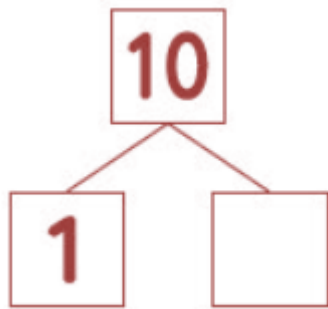
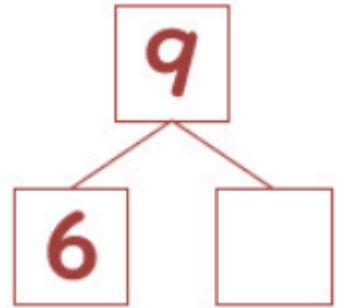
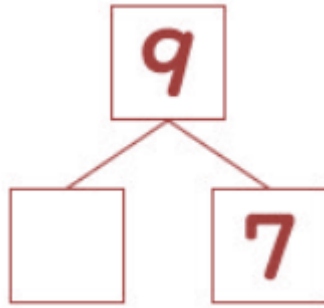
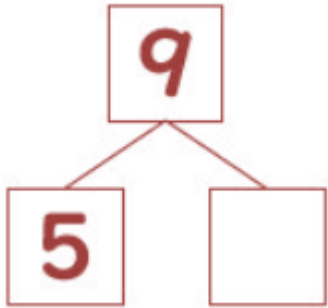
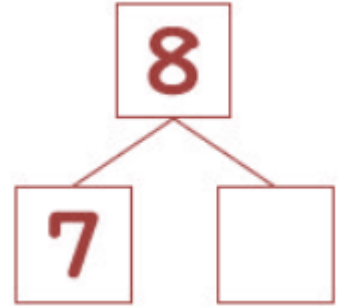
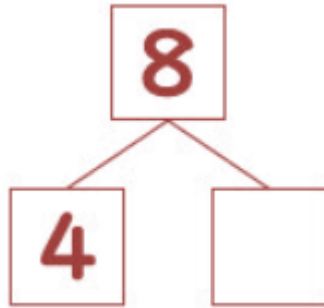
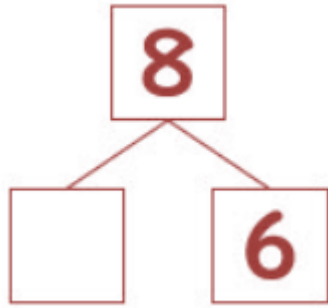
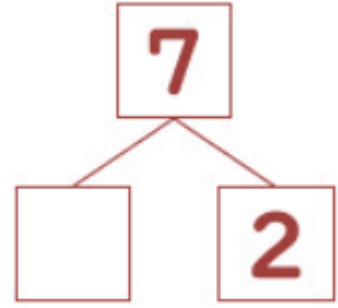
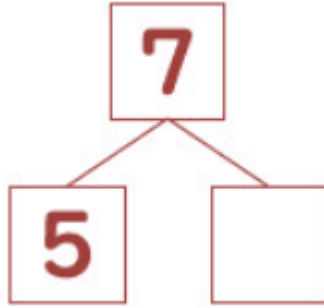
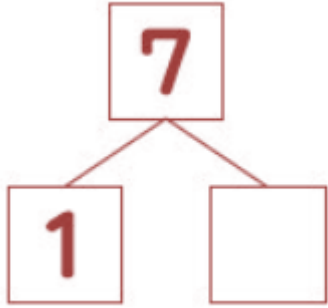
Write the missing number in the box





HOMEWORK

[1] Write the missing number in the box





Lesson (12)

Let's Compare Numbers

Review of numbers from 1 to 10

1, 2, 3, 4, 5, 6, 7, 8, 9, 10


Numbers get bigger as you go to the right.

1 2 3 4 5 6 7 8 9 10

Small

Big

Circle the bigger number:

6

7

1

3

5

2

8

4

7

10

2

10

7

5

4

3

9

6

8

1

3

5

5

9





Circle the smaller number:

6

7

1

3

5

2

8

4

7

10

2

10

7

5

4

3

9

6

8

1

3

5

5


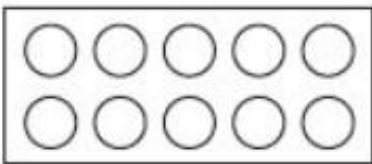
9



Lesson (13)

The Number Zero

There are no colored circles, and that means "zero"



Zero












Read and trace:

0	0	0	0	0
zero	zero	zero	zero	zero
0	0	0	0	0
zero	zero	zero	zero	zero
0	0	0	0	0
zero	zero	zero	zero	zero



Write the number:







HOMEWORK

[1] Circle the bigger number:

1

5

2

1

4

7

4

2

3

1

10

5

7

9

2

3

9

4

1

7



[2] Circle the smaller number:

4

7

4

2

3

1

10

5

7

9

2

3

9

4

1

7

8


4

8

1



[3] Write the number:



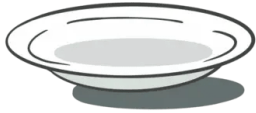
.....




.....




.....




.....




.....



.....




.....




.....




.....



.....



.....



.....



[4] Write the missing numbers:

1

2

4

4

5

8

6

7

8

2

3

5





Chapter (2)

What's the Position?



1st First	2nd Second	3rd Third	4th Fourth	5th Fifth
6th Sixth	7th Seventh	8th Eighth	9th Ninth	10th Tenth
11th Eleventh	12th Twelfth	13th Thirteenth	14th Fourteenth	15th Fifteenth
16th Sixteenth	17th Seventeenth	18th Eighteenth	19th Nineteenth	20th Twentieth
30th Thirtieth	40th Fortieth	50th Fiftieth	60th Sixtieth	70th Seventieth
80th Eightieth	90th Ninetieth	100th Hundredth	1000th Thousandth	



Lesson (1)

What's the Position?

→ 4 people from the front:



→ The 4th person from the front:



Circle the answer:

3 rabbits from the front

1.



The 4th person from the back

2.



3.

2 horses from the front



4.

The 5th frog from the front



5.

The 6th person from the back



6.

The 5th horse from the front



7.

The 5th frog from the back



8.

The 6th person from the front



Lesson (2)

Where Is It?

Look at the picture, then complete:

1.	is the from the top.	<p>Top</p> <p>Bottom</p>
2.	is the from the bottom.	
3.	is the from the top.	
4.	is the from the bottom.	
5.	is the from the top.	
6.	is the from the bottom.	
7.	is the from the bottom.	



Look at the picture, then complete:

	Left		Right
1.		is the from the left.	
2.		is the from the right.	
3.		is the from the left.	
4.		is the from the right.	
5.		is the from the left.	
6.		is the from the right.	
7.		is the from the left.	



HOMWORK

[1] Circle the answer:

1.

4 cats from the front



2.

The 4th car from the front



3.

The 5th person from the back



[2] Complete:

7, 9, 3, 5, 2

The 1st number is

The 4th number is

The 2nd number is

The order of the number 5 is

The order of the number 2 is



[3] Complete:

- (1) The order of the lion is
- (2) The order of the cat is
- (3) The order of the horse is
- (4) The order of the giraffe is
- (5) The order of the hen is
- (6) The order of the elephant is
- (7) The order of the dog is
- (8) The order of the cow is
- (9) The order of the rabbit is

**[4] Complete:**

Ahmed



Ali



Hassan



Ramy



Farid

- (1) The 1st boy is
- (2) The 2nd boy is
- (3) The 4th boy is
- (4) The boy is Farid.
- (5) The boy is Ali.





[5] Write the ordinal number:



1st



.....



3rd



.....



.....















.....



7th



[6] Look at the picture, then complete:


1.	 is the from the top.	<p>Top</p>     <p>Bottom</p>
2.	 is the from the bottom.	
3.	 is the from the top.	
4.	 is the from the bottom.	
5.	 is the from the top.	
6.	 is the from the bottom.	
7.	 is the from the top.	
8.	 is the from the bottom.	




Look at the picture and answer.

(1) is the from the top.

(2) is the from the bottom.




(3) is the from the right.



Look at the picture and answer.

(1) is the from the bottom.

(2) is the from the top.




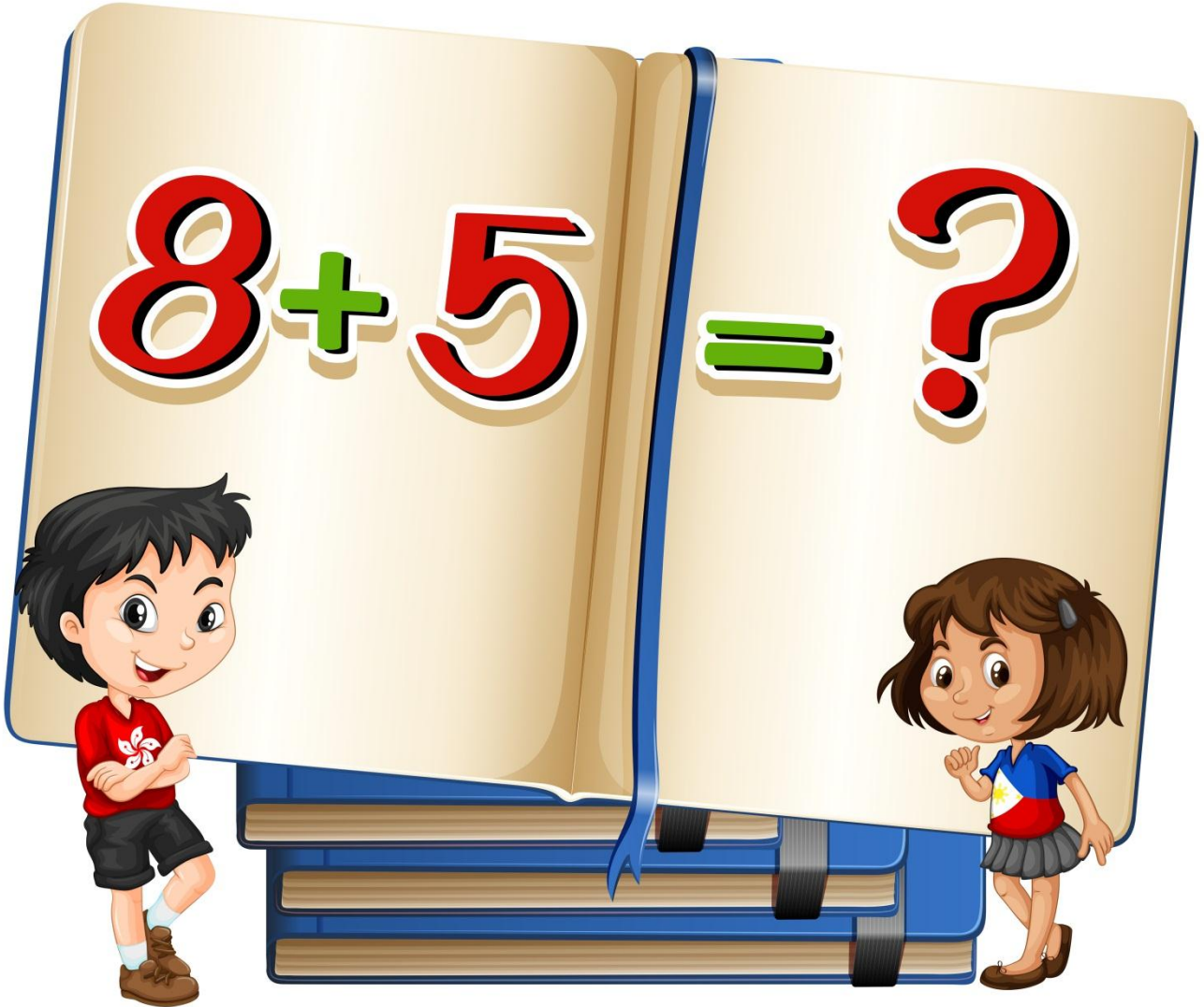
(3) is the from the left.

(4) is the from the right.



Chapter (3)

Addition




Lesson (1)


Addition Part (1)

Which Picture shows 2+4?


A



B



C



Which Picture shows 5+3?

A



B



C



Add:

$$6 + 2 = \dots$$

$$5 + 3 = \dots$$

$$4 + 4 = \dots$$

$$4 + 5 = \dots$$

$$6 + 1 = \dots$$

$$1 + 7 = \dots$$

$$6 + 2 = \dots$$

$$7 + 2 = \dots$$

$$5 + 5 = \dots$$





Circle the correct answer:

$1 + 3 = \dots\dots (3, 4, 5)$

$2 + 3 = \dots\dots (3, 4, 5)$

$4 + 3 = \dots\dots (7, 6, 5)$

$5 + 4 = \dots\dots (7, 8, 9)$

$2 + 5 = \dots\dots (5, 6, 7)$









$2 + 4 = \dots\dots (2, 4, 6)$







$1 + 4 = \dots\dots (3, 4, 5)$

$6 + 3 = \dots\dots (3, 6, 9)$



Add:

	+		=	<input type="text"/>
	+		=	<input type="text"/>
	+		=	<input type="text"/>
	+		=	<input type="text"/>

	+		=	<input type="text"/>
	+		=	<input type="text"/>
	+		=	<input type="text"/>



Complete as in the example:

$5 + 4 = 9$

..... + =



..... + =

..... + =



..... + =

..... + =



Lesson (2)

Addition Part (2)

You have 1 pencil and 4 more pencils.

How many pencils are there in total?




There are 5 cats. Then 3 more cats come.

How many cats are there now?



There are 2 orange fish and 3 blue fish. How many fish are there in total?

Write the mathematical sentence and the answer.



There are 6 cars. Then 3 more cars come.

How many cars are there in total?

Write the mathematical sentence and the answer.



Lesson (3)

Addition With Zero

Add:

$8 + 0 = \dots$

$6 + 0 = \dots$

$0 + 7 = \dots$

$4 + 0 = \dots$

$0 + 3 = \dots$

$2 + 0 = \dots$

$0 + 9 = \dots$

$0 + 1 = \dots$

$5 + 0 = \dots$



You are putting oranges into baskets. You put 3 oranges in the first basket, and 0 in the second basket. How many oranges did you put in total?

Write the addition sentence and the answer.



1st basket



2nd basket



You are putting balls into a basket. You put 0 balls the first time, and 5 balls the second time. How many balls did you put in total? Write the mathematical sentence and the answer.



1st time



2nd time



Lesson (4)

Making Addition Stories



There are 2 black fish and 3 red fish.
How many fish are there?



There are 2 orange birds and 3 blue birds.
How many birds are there?





Let's make a story that matches this addition: $2 + 1 = 3$





HOMESCHOOLWORK

[1] Add:




[2] Complete:





[3] Which Picture shows 3+6?



[4] Add:

$8 + 1 = \dots$

$6 + 4 = \dots$

$2 + 7 = \dots$

$4 + 2 = \dots$

$3 + 3 = \dots$

$2 + 2 = \dots$

$4 + 3 = \dots$

$2 + 1 = \dots$

$1 + 5 = \dots$



[5] Circle the correct answer:

$8 + 1 = \dots \quad (1, 9, 8)$

$7 + 2 = \dots \quad (1, 4, 9)$

$4 + 0 = \dots \quad (0, 4, 6)$

$7 + 1 = \dots \quad (8, 0, 1)$

$2 + 6 = \dots \quad (6, 7, 8)$


$5 + 1 = \dots \quad (3, 6, 9)$



There are 3 red bicycles and 4 blue bicycles. How many bicycles are there in total? Write the mathematical sentence and the answer.



There are 5 rabbits. Then 1 more rabbit comes. How many rabbits are there now? Write the mathematical sentence and the answer.



There are 4 bottles of water and 6 bottles of orange juice. How many bottles are there in total? Write the mathematical sentence and the answer.



You went fishing. Yesterday, you caught 4 fish. Today, you caught 0 fish. How many fish did you catch in total? Write the mathematical sentence and the answer.



Yesterday



Today

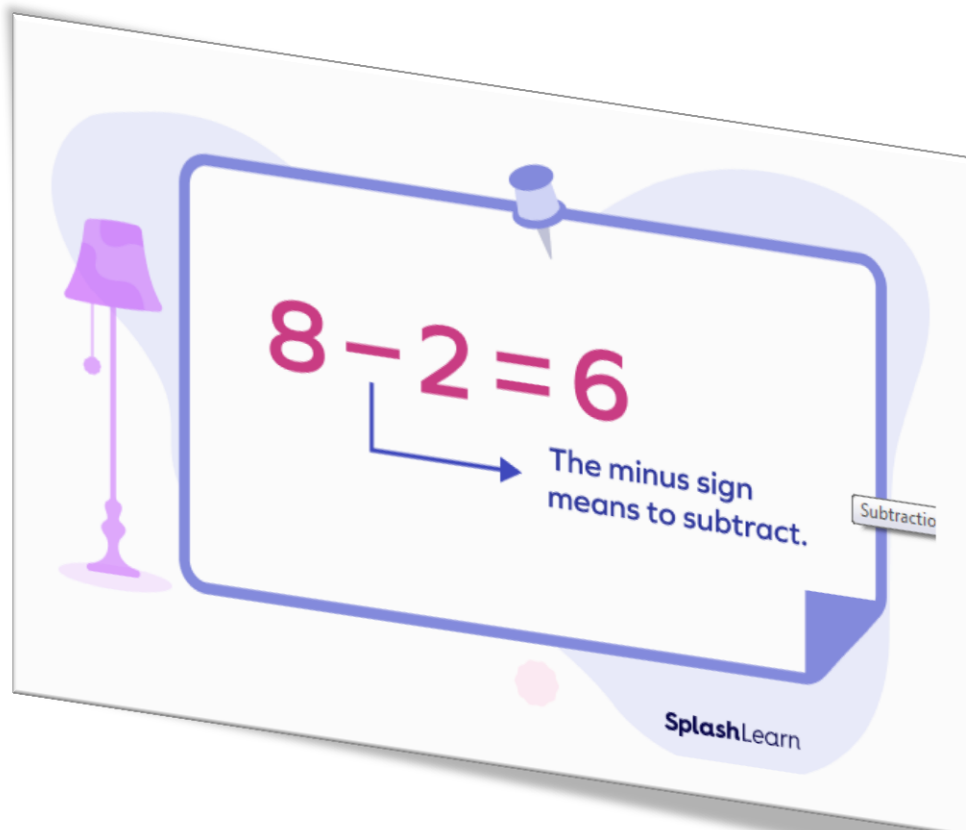


Let's make a story that matches this addition: $4 + 1 = 5$



Chapter (4)

Subtraction




Lesson (1)


Subtraction Part (1)

Which Picture shows 3-1?


A



B

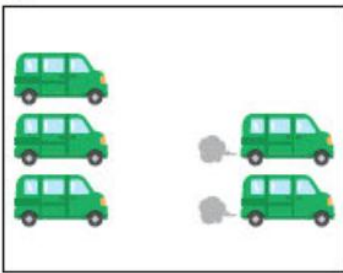


C

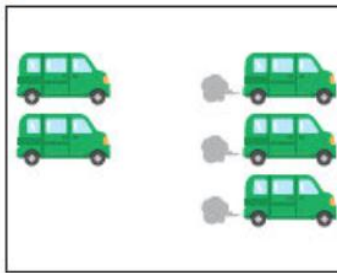


Which Picture shows 5-3?

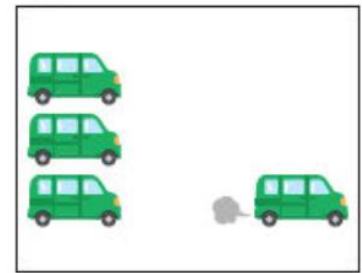
A



B



C



Subtract:

$$8 - 1 = \dots$$

$$6 - 4 = \dots$$

$$7 - 2 = \dots$$

$$4 - 2 = \dots$$

$$3 - 3 = \dots$$

$$2 - 2 = \dots$$

$$4 - 3 = \dots$$

$$2 - 1 = \dots$$

$$5 - 2 = \dots$$





Circle the correct answer:

$8 - 1 = \dots\dots\dots (1, 7, 8)$

$7 - 2 = \dots\dots\dots (1, 4, 5)$

$8 - 4 = \dots\dots\dots (0, 4, 6)$

$7 - 1 = \dots\dots\dots (6, 0, 1)$

$6 - 2 = \dots\dots\dots (4, 5, 6)$

$5 - 1 = \dots\dots\dots (4, 6, 9)$




Lesson (2)

Subtraction Part (2)

! Use **subtraction** when you want to find out: "How many are left?"

Example



If you eat 1 apple:

$3 - 1 = 2$



2 apples are left!



You have 5 pencils. You give away 3. How many are left?

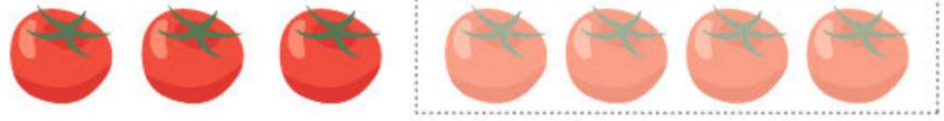


There are 6 butterflies. 2 fly away. How many are left?





You have 7 tomatoes. You eat 4. How many are left? Write the mathematical sentence and the answer.



Lesson (3)

Subtraction with Zero

Subtract:

$$8 - 0 = \dots$$

$$6 - 0 = \dots$$

$$7 - 0 = \dots$$

$$4 - 0 = \dots$$

$$3 - 0 = \dots$$

$$2 - 0 = \dots$$

$$9 - 0 = \dots$$

$$1 - 0 = \dots$$

$$5 - 0 = \dots$$

$$9 - 4 = \dots$$

$$8 - 2 = \dots$$

$$5 - 3 = \dots$$



There are 3 oranges in a basket. You didn't eat any.
How many are left? Write the subtraction sentence
and the answer. _____



There are 5 balls in the basket. You didn't take any.
How many balls are left in the basket? Write the
mathematical sentence and the answer.



There are 2 pieces of cake. You ate all 2. How many are left? Write the mathematical sentence and the answer.



There are 6 birds. All 6 flew away. How many birds are left? Write the mathematical sentence and the answer.




Lesson (4)

What Is the Difference?

Use **subtraction** when you want to find out: "What is the difference?"
When you do that, you subtract the **smaller** number from the **bigger** number.



What is the difference between the number of apples and bananas?



$$5 - 3 = 2$$



What is the difference between the number of potatoes and tomatoes?



What is the difference between the number
of butterflies and bees?



Lesson (5)


Making Subtraction Stories

Let's make a story that matches this subtraction: $5 - 3 = 2$



There are 5 cats.
3 run away.

Let's think:
"How many are left?"
or "What is the difference?"





Let's make a story that matches this subtraction: $4 - 1 = 3$

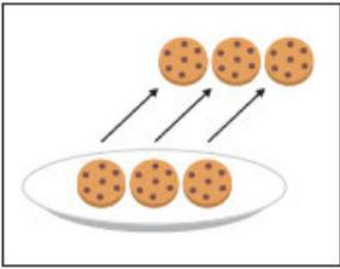




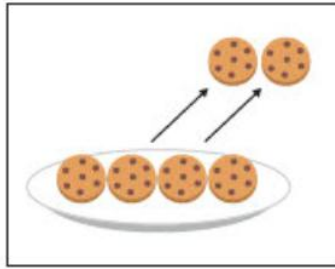
HOMEWORK

[1] Which Picture shows 6-4?

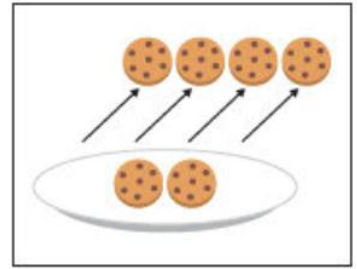
A



B



C



[2] Subtract:

$$9 - 1 = \dots$$

$$5 - 4 = \dots$$

$$7 - 3 = \dots$$

$$4 - 3 = \dots$$

$$8 - 3 = \dots$$

$$5 - 2 = \dots$$

$$4 - 4 = \dots$$

$$6 - 1 = \dots$$

$$5 - 3 = \dots$$



[3] Circle the correct answer:

$$9 - 1 = \dots \quad (1, 7, 8)$$

$$6 - 2 = \dots \quad (1, 4, 5)$$

$$8 - 3 = \dots \quad (0, 5, 6)$$

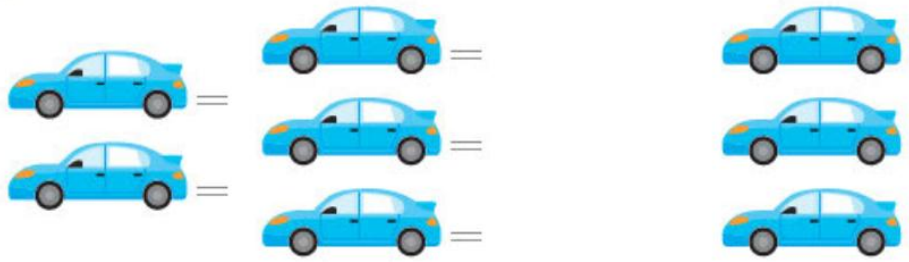
$$7 - 6 = \dots \quad (6, 0, 1)$$

$$6 - 1 = \dots \quad (4, 5, 6)$$

$$7 - 3 = \dots \quad (4, 6, 9)$$



There are 8 cars. 5 cars leave. How many are left? Write the mathematical sentence and the answer.



There are 9 candies. You eat 3. How many are left? Write the mathematical sentence and the answer.



There are 4 fish. 2 swim away. How many are left? Write the mathematical sentence and the answer.




There are 10 flowers. You give away 2. How many are left? Write the mathematical sentence and the answer.



There are 5 apples. You didn't eat any. How many apples are left? Write the mathematical sentence and the answer.




What is the difference between the number of cars and bicycles? Write the mathematical sentence and the answer.



There are 6 red flowers. There are also 4 white flowers. What is the difference between the number of red flowers and white flowers? Write the mathematical sentence and the answer.



What is the difference between the number of watermelons and melons? Write the mathematical sentence and the answer.



What is the difference between the number of candies and cakes? Write the mathematical sentence and the answer.



Let's make a story that matches this subtraction: $3 - 2 = 1$



Chapter (5)

Comparing Lengths



Lesson (1)

Which One Is Longer?

! When you compare lengths, line up one end.

Example

Let's compare the length of the green pencil and the red pencil.



→ The **green** pencil is longer.



Compare the length of the red string and the blue string. When you line up one end, it looks like this: Which string is longer?




Compare the length of the red pencil and the yellow pencil. When you line up one end, it looks like this: Which pencil is longer?



Compare the length of the blue toothbrush and the green toothbrush. When you line up one end, it looks like this: Which toothbrush is longer?

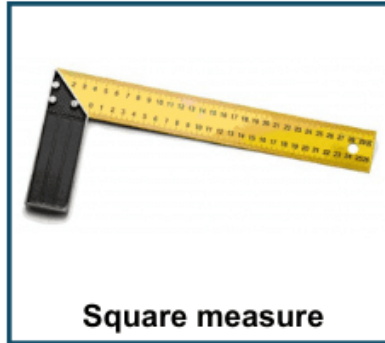


Compare the length of the crayon and the pencil. When you line up one end, it looks like this: Which one is longer?




Lesson (2)

How Can We Measure?



Determine the longest child:



Can you determine the longest child?

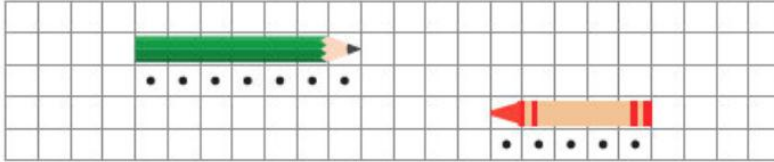


Lesson (3)

Let's Compare Lengths

! You can compare lengths using "how many blocks long."

Example



- The pencil is 7 blocks long.
 - The crayon is 5 blocks long.
- The pencil is longer.

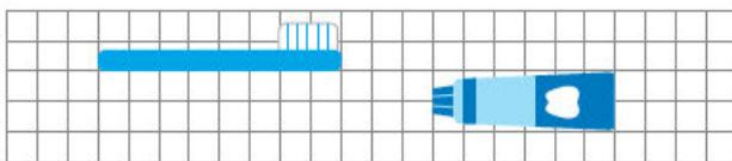
Count the blocks to measure the length of the pencil and the crayon. Compare two numbers to know what is longer.



Which is longer, the yellow train or the green train?



Which is longer, the toothbrush or the toothpaste?



Which is longer, the white train or the green train?



HOMWORK

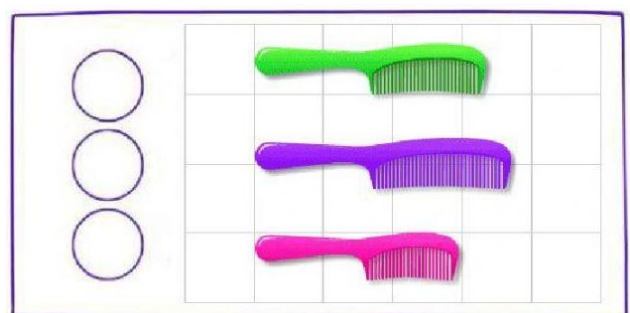

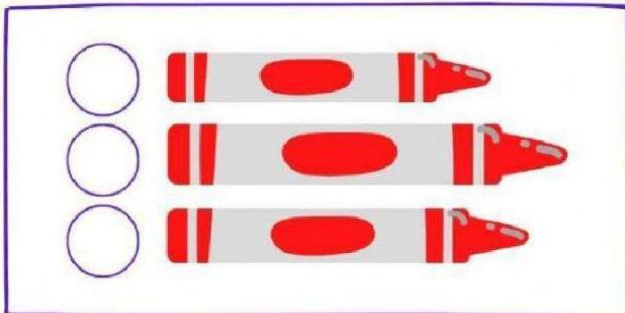
Compare the length of the yellow umbrella and the red umbrella. When you line up one end, it looks like this: Which umbrella is longer?



Compare the length of the red ribbon and the green ribbon. When you line up one end, it looks like this: Which ribbon is longer?







Put (✓) for the longest:







Which one is longer?



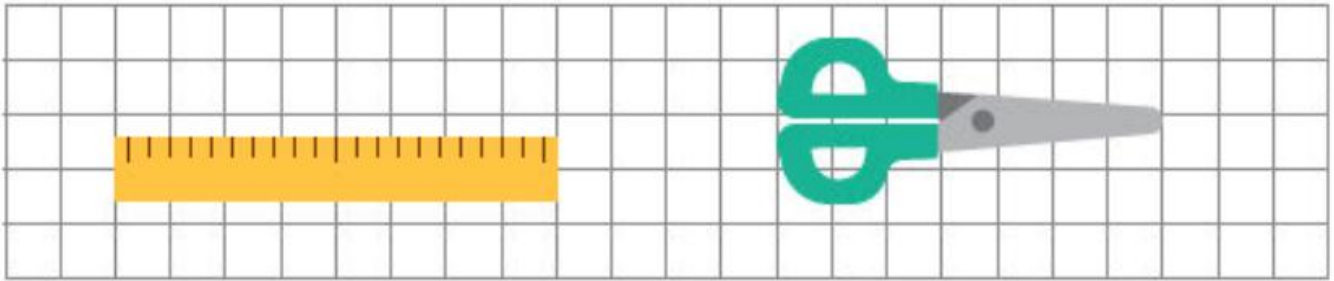
Which is longer, the green pencil or the red pencil?



Which is longer, the yellow train or the black train?



Let's compare the length of the scissors and the ruler.



- ① How many blocks long is the scissors?
- ② How many blocks long is the ruler?
- ③ Which is longer, the scissors or the ruler?





Chapter (6)


Representing Data



Lesson (1)

Representing Data with Pictures

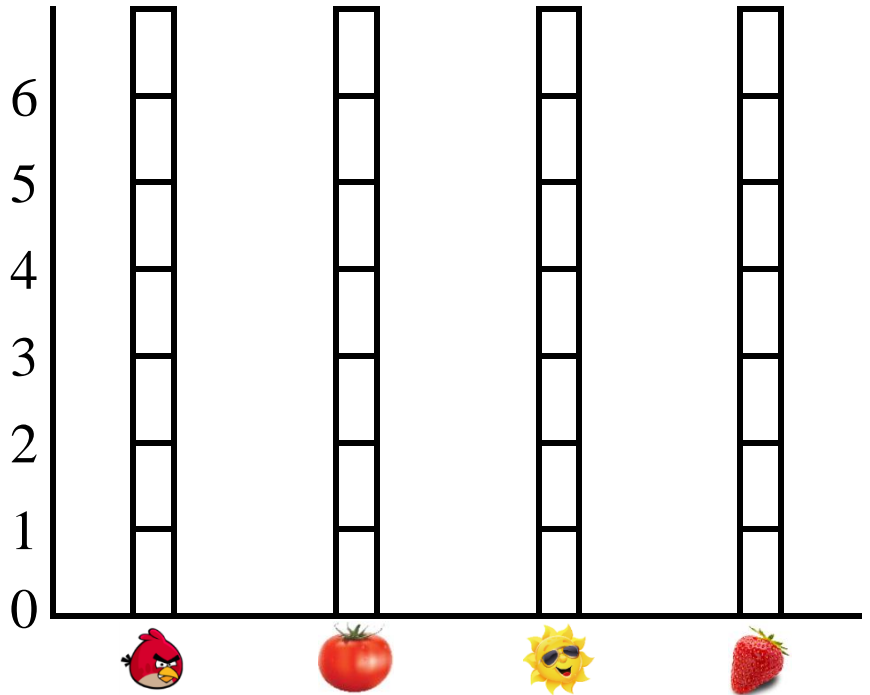

Count each type of the fruit and color them:



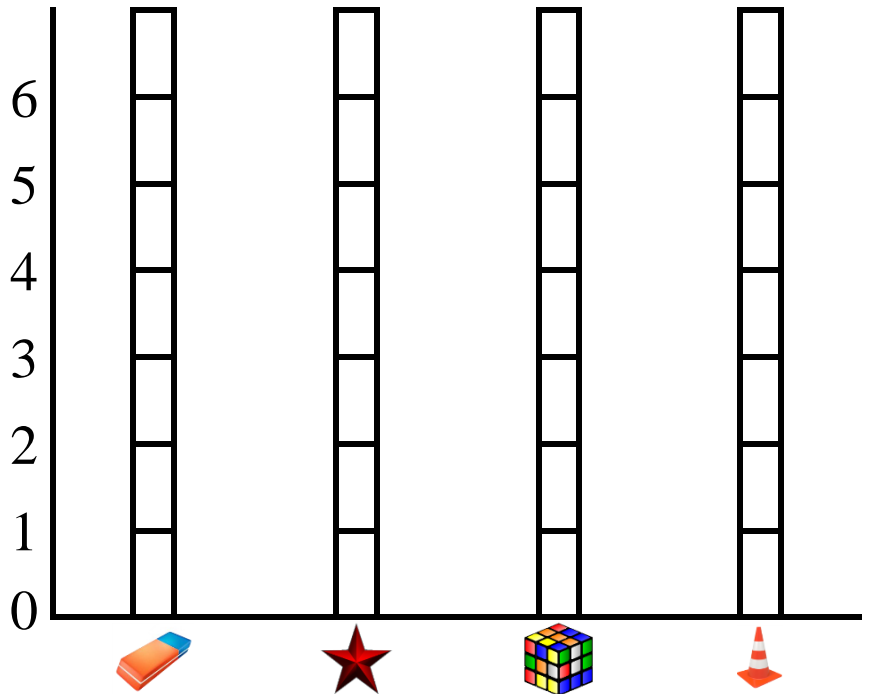

STRAWBERRIES	MELONS	ORANGES	GRAPES



Color the graph:



Color the graph:



We counted each type of the colored shapes. Let's answer the questions.

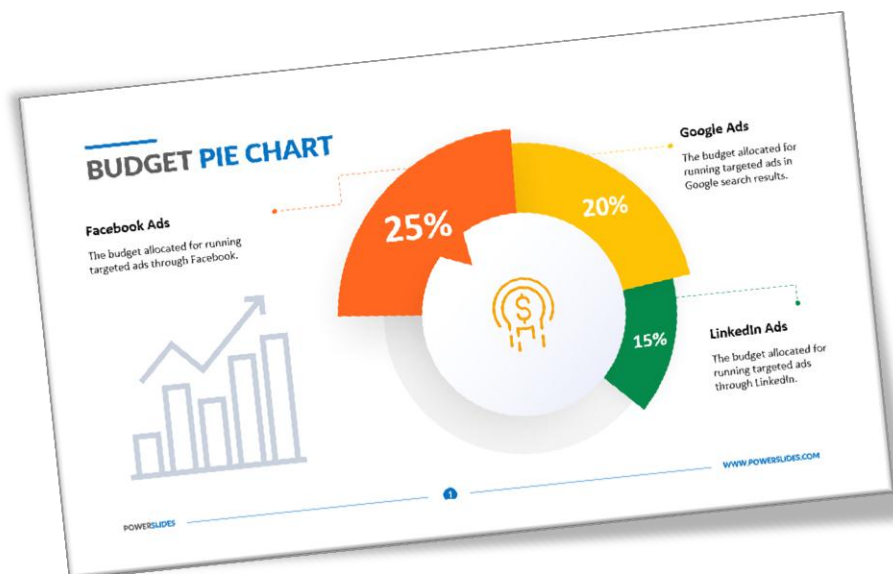
(1) Which has the most?

(2) Which has the least?

(3) Which shapes have the same number?

(4) How many triangles are there?

CIRCLES	TRIANGLES	SQUARES	STARS



HOMEWORK

Count each type of the vegetables and color them.



TOMATOES	ONIONS	CUCUMBERS	EGGPLANTS



We counted each type of the colored vegetables. Let's answer the questions.

- ① Which has the most?
- ② Which has the least?
- ③ How many tomatoes are there?
- ④ How many cucumbers are there?

TOMATOES	ONIONS	CUCUMBERS	EGGPLANTS











































We counted each type of the colored animals. Let's answer the questions.

① Which has the most?

② Which has the least?

③ Which animals have the same number?

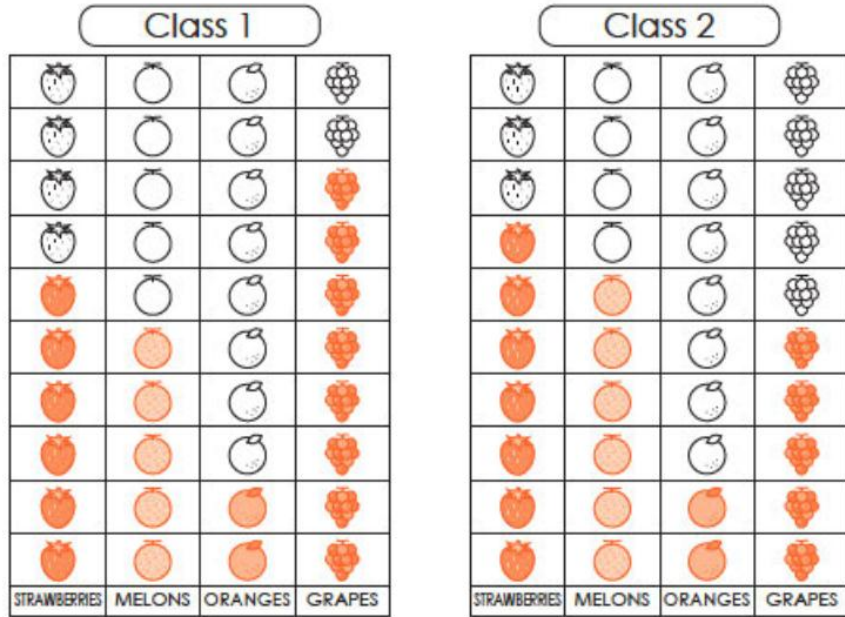
④ How many camels are there?

			
			
			
			
			
			
			
			
			
			
LIONS	GIRAFFES	BIRDS	CAMELS





Class 1 and Class 2 sorted their favorite fruits. Let's answer the questions.

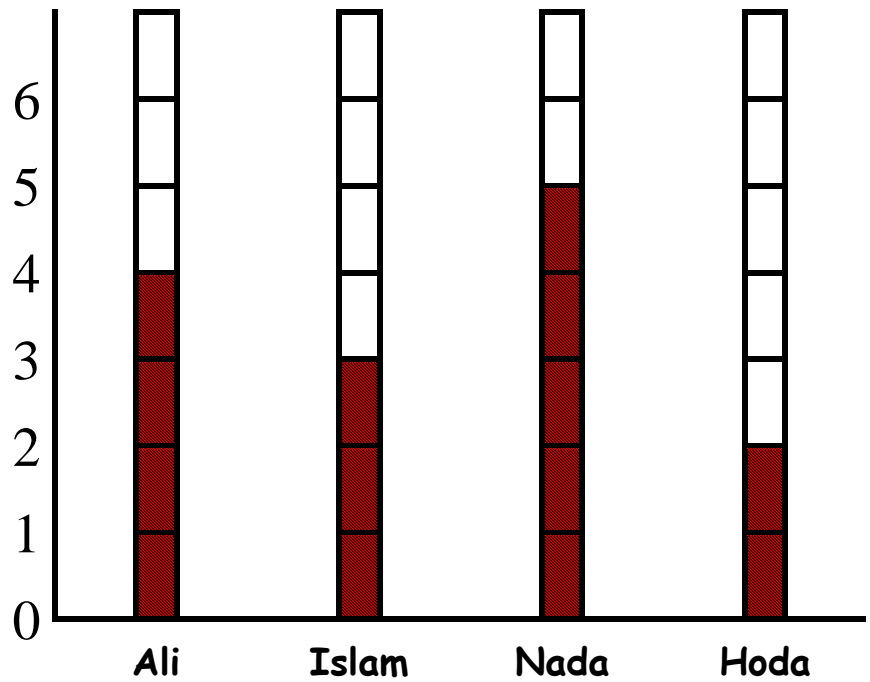


- (1) Which class has more grapes?
- (2) Which class has more melons?
- (3) Which fruit has the same number in both classes?








Complete the following table:

Name	Money
Ali
Islam
Nada
Hoda




Color according to the number:




9					
8					
7					
6					
5					
4					
3					
2					
1					
					



Color according to the number:



Number of Bakery Treats



Chapter (7)

Numbers Greater than 10



Numbers

 Eleven	 Twelve	 Thirteen	 Fourteen	 Fifteen
 Sixteen	 Seventeen	 Eighteen	 Nineteen	 Twenty





Read and trace:

11	12	13
eleven	twelve	thirteen
11	12	13
eleven	twelve	thirteen
11	12	13
eleven	twelve	thirteen
11	12	13
eleven	twelve	thirteen
11	12	13
eleven	twelve	thirteen
11	12	13
eleven	twelve	thirteen





Read and trace:

14	15	16	17
fourteen	fifteen	sixteen	seventeen
14	15	16	17
fourteen	fifteen	sixteen	seventeen
14	15	16	17
fourteen	fifteen	sixteen	seventeen
14	15	16	17
fourteen	fifteen	sixteen	seventeen
14	15	16	17
fourteen	fifteen	sixteen	seventeen
14	15	16	17
fourteen	fifteen	sixteen	seventeen
14	15	16	17
fourteen	fifteen	sixteen	seventeen
14	15	16	17
fourteen	fifteen	sixteen	seventeen





Read and trace:


18	19	20
eighteen	nineteen	twenty
18	19	20
eighteen	nineteen	twenty
18	19	20
eighteen	nineteen	twenty
18	19	20
eighteen	nineteen	twenty
18	19	20
eighteen	nineteen	twenty
18	19	20
eighteen	nineteen	twenty




Lesson (1)

Numbers up to 20


Circle the correct number:




7	8	9
---	---	---




7	8	9
---	---	---



10	11	12
----	----	----




7	9	8
---	---	---




6	7	8
---	---	---




6	7	8
---	---	---




11	12	13
----	----	----




10	11	12
----	----	----




6	7	8
---	---	---



4	5	6
---	---	---




6	7	8
---	---	---

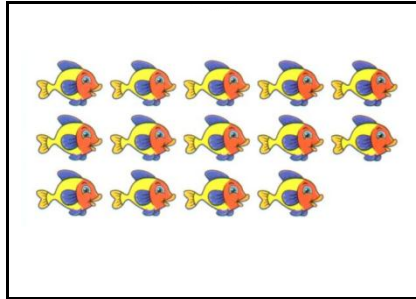


2	3	4
---	---	---







14	15	16
----	----	----




14	15	16
----	----	----



10	11	12
----	----	----



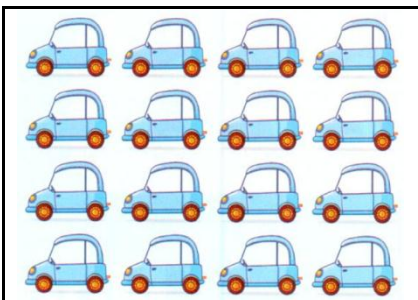
7	9	8
---	---	---



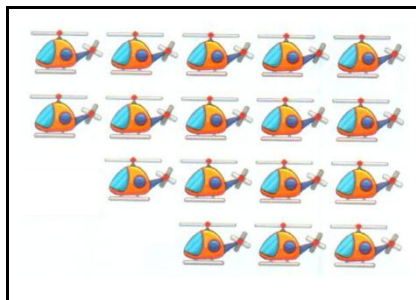
6	7	8
---	---	---




6	7	8
---	---	---



14	15	16
----	----	----




15	16	17
----	----	----



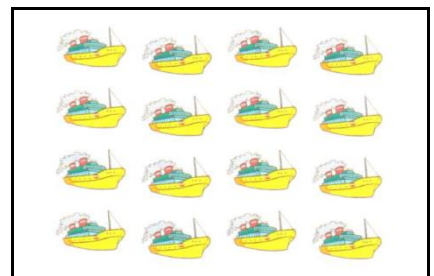
6	7	8
---	---	---



15	16	17
----	----	----

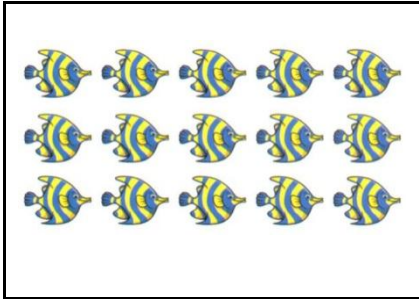


6	7	8
---	---	---

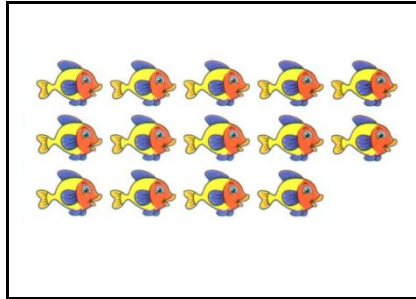


15	16	17
----	----	----







14	15	16
----	----	----



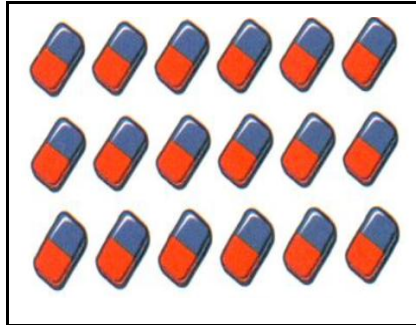
14	15	16
----	----	----




10	11	12
----	----	----



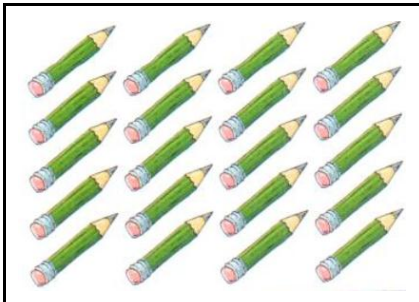
18	19	20
----	----	----




18	19	20
----	----	----




6	7	8
---	---	---



18	19	20
----	----	----




15	16	17
----	----	----



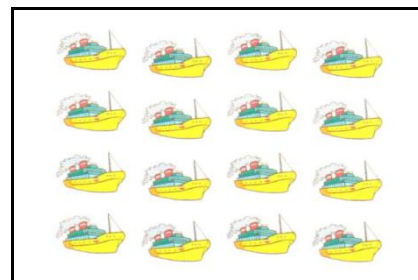
6	7	8
---	---	---



15	16	17
----	----	----



6	7	8
---	---	---



15	16	17
----	----	----






Lesson (2)


Ten and Some Numbers from 1 to 10

! Numbers greater than 10 can be split into 10 and some number.

11 10 and 116 10 and 612 10 and 217 10 and 713 10 and 318 10 and 814 10 and 419 10 and 915 10 and 520 10 and 10

Write the number of hidden blocks:

① 15 

② 13 

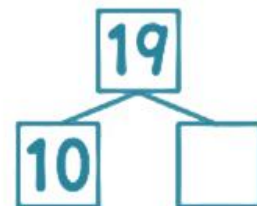


Write the number goes in the box:

① 10 and 4 make



② 19 is 10 and



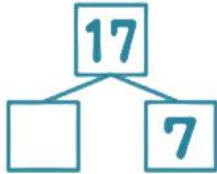


Write the number goes in the box:

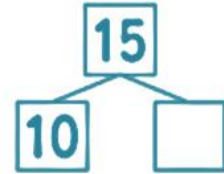
(1) 10 and 9 make

(2) 10 and 6 make

(3) 17 is and 7



(4) 15 is 10 and



(5) 12 is and 2

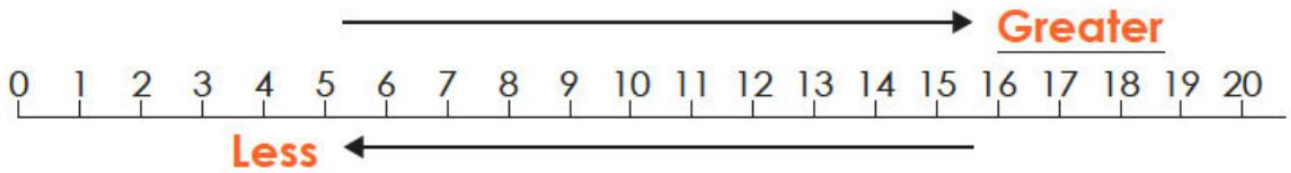
(6) 14 is 10 and



Lesson (3)

Number Line

! On a number line, numbers get greater as you go to the right.



The number line starts at 0.



Write the number goes in the box:

① 14 — 15 — — 17 —

② 10 — 12 — — 16 — — 20





Look at the number line. How far did the rabbit go? Write the number.

① ②

0 1 2 3 4 5 6 7 8 9 10 11 12 13 14 15 16 17 18 19 20



(1) Circle the bigger number.

① 12 8 ② 17 19



(2) Write the number that goes in the box.

① 12 — — 14 — — — 17

② 10 — — 14 — — 18 — 20

③ 18 — — 16 — 15 — — 13





(3) Use the number line and answer.



① What number is 4 more than 11?


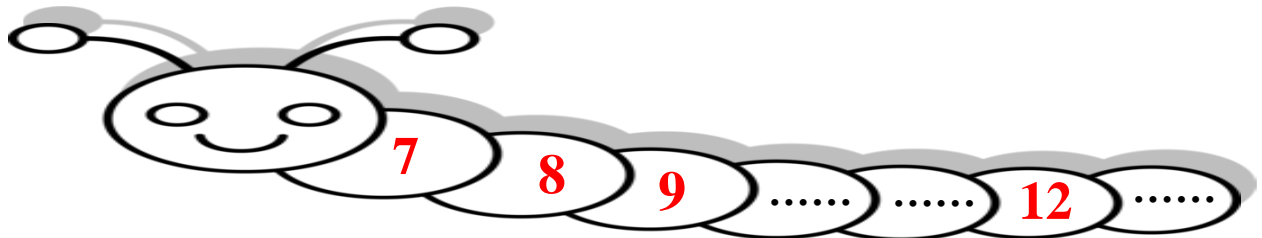
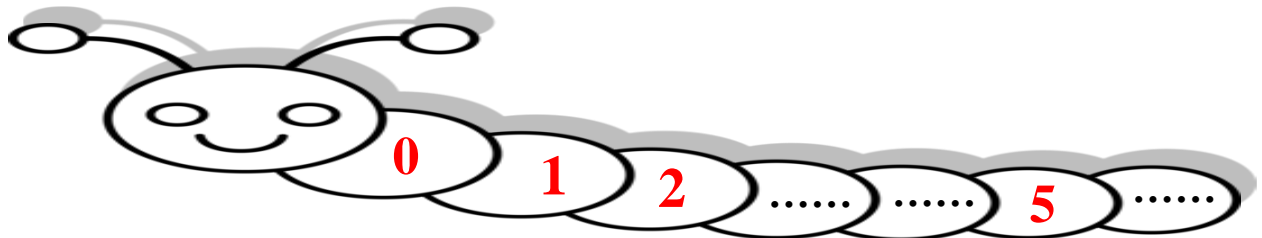
② What number is 7 less than 18?



(4) Put the cards in order from least to greatest.



Complete:



HOMEWORK




Write the number:




.....
-------	-------



.....
-------	-------




.....
-------	-------



.....
-------	-------




.....
-------	-------




.....
-------	-------




.....
-------	-------




.....
-------	-------




.....
-------	-------



.....
-------	-------



.....
-------	-------



.....
-------	-------



.....

.....

.....

.....

.....

.....

.....

.....

.....

.....

.....

.....



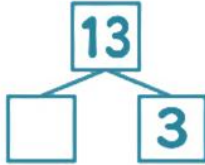


Write the number goes in the box:

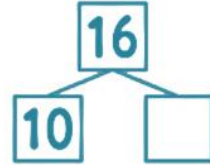
(1) 10 and 5 make

(2) 10 and 8 make

(3) 13 is and 3



(4) 16 is 10 and

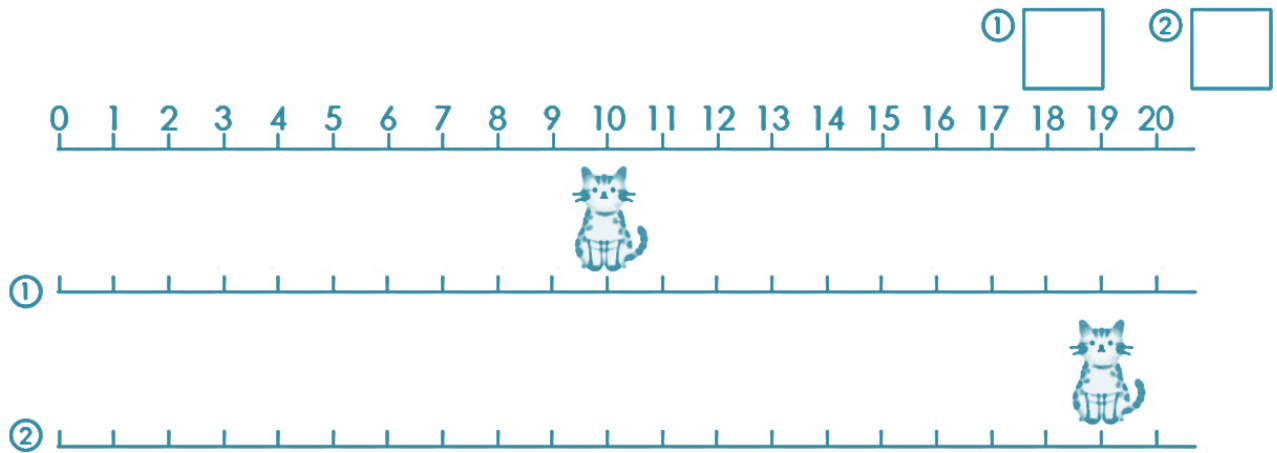


(5) 15 is and 5

(6) 20 is 10 and



(1) Look at the number line. How far did the cat go? Write the number.



(2) Circle the bigger number.

①

17

16

②

15

20





(3) Write the number that goes in the box.

① $13 \rightarrow \square \rightarrow 15 \rightarrow \square \rightarrow \square \rightarrow 18$

② $20 \rightarrow \square \rightarrow 18 \rightarrow \square \rightarrow 16 \rightarrow 15$

③ $8 \rightarrow \square \rightarrow 12 \rightarrow \square \rightarrow 16 \rightarrow \square \rightarrow 20$



(4) Use the number line and answer.



① What number is 2 more than 10?

② What number is 8 more than 12?

③ What number is 3 less than 15?

④ What number is 7 less than 17?



(5) Put the cards in order from least to greatest.

①



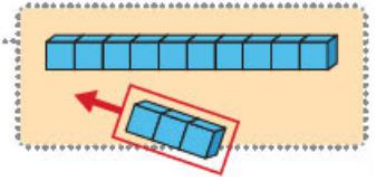
Lesson (4)

Adding and Subtracting Numbers (Part 1)

! "10 plus some number"

When you add some number (from 1 to 9) to 10, you get a number from 11 to 19.

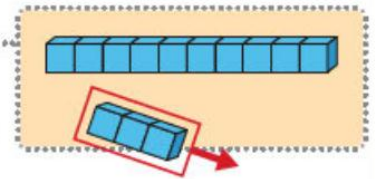
Example

10 and 3 make 13Addition sentence: $10 + 3 = \underline{13}$ 

! "Numbers 11-19 minus some number"

When you subtract the numbers (from 1 to 9) from the numbers (from 11 to 19) in order, you get 10.

Example

13 minus 3 makes 10Subtraction sentence: $13 - 3 = \underline{10}$ 

Solve the problems.

① $10 + 2$

② $10 + 8$


③ $12 - 2$

④ $17 - 7$



There are 14 strawberries. You eat 4. How many are left?

Write the mathematical sentence and the answer.



There are 10 cats. Then 6 more come. How many cats are there now in total?

Write the mathematical sentence and the answer.





There are 17 balloons. 7 fly away. How many are left? Write the mathematical sentence and the answer.



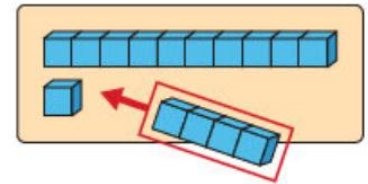
Lesson (5)

Adding and Subtracting Numbers (Part 2)

! "A number more than 10, plus some number"

Example

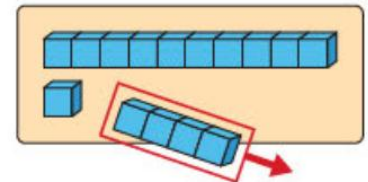
$$\begin{array}{r} 11 + 4 = 15 \\ \hline 10 \quad 1 \end{array}$$

Keep 10, then
add 1 and 4

! "A number more than 10, minus some number"

Example

$$\begin{array}{r} 15 - 4 = 11 \\ \hline 10 \quad 5 \end{array}$$

Keep 10, then
subtract 4 from 5

Solve the problems.

① $12 + 2$

② $15 + 4$


③ $16 - 1$

④ $19 - 7$



You have 17 strawberries. If you eat 3, how many are left?

Write the mathematical sentence and the answer.



Solve the problems.

① $14 + 3$

② $16 + 2$

③ $18 + 1$

④ $12 - 1$

⑤ $14 - 2$

⑥ $19 - 4$



There are 12 children. Then 5 more come. How many children are there now in total? Write the mathematical sentence and the answer.



You have 16 candies. You give away 4. How many are left? Write the mathematical sentence and the answer.





Lesson (6)

Numbers Greater than 20

Read and trace:

20 twenty	30 thirty
21 twenty-one	31 thirty-one
22 twenty-two	32 thirty-two
23 twenty-three	33 thirty-three
24 twenty-four	34 thirty-four
25 twenty-five	35 thirty-five
26 twenty-six	36 thirty-six
27 twenty-seven	37 thirty-seven
28 twenty-eight	38 thirty-eight
29 twenty-nine	39 thirty-nine



Write the number:

.....

.....

.....

.....

.....

.....

.....

.....

.....

.....





.....

.....

.....

.....



Complete:

	20		22		24		26		28		30
--	----	--	----	--	----	--	----	--	----	--	----



Write the number:

.....

.....

.....



.....

.....

.....

.....

.....

.....

.....

.....

.....

.....

.....





HOMEWORK

Solve the problems.

① $10 + 1$

② $10 + 9$

③ $10 + 4$

④ $15 - 5$

⑤ $18 - 8$

⑥ $19 - 9$



Write the number.

① What is 10 plus 4?

② What is 18 minus 8?

$10 + 4 = \square$

$18 - 8 = \square$



Solve the problems.

① $10 + 3$

② $10 + 7$

③ $10 + 6$

④ $13 - 3$

⑤ $14 - 4$

⑥ $11 - 1$



There are 10 children. 5 more join. How many children are there now in total?

Write the mathematical sentence and the answer.



There are 12 cats. 2 go home. How many are left? Write the mathematical sentence and the answer.





Write the number.

① What is 14 plus 2?

$$14 + 2 = \square$$

② What is 17 minus 4?

$$17 - 4 = \square$$



Solve the problems.

① $13 + 6$

② $15 + 3$

③ $11 + 3$

④ $16 - 3$

⑤ $19 - 5$

⑥ $15 - 4$



There are 14 cats. Then 4 more come. How many cats are there now in total?

Write the mathematical sentence and the answer.



You have 18 notebooks. You used 6. How many are left? Write the mathematical sentence and the answer.



Write the number:

.....

.....

.....



.....

.....

.....

.....

.....

.....

.....

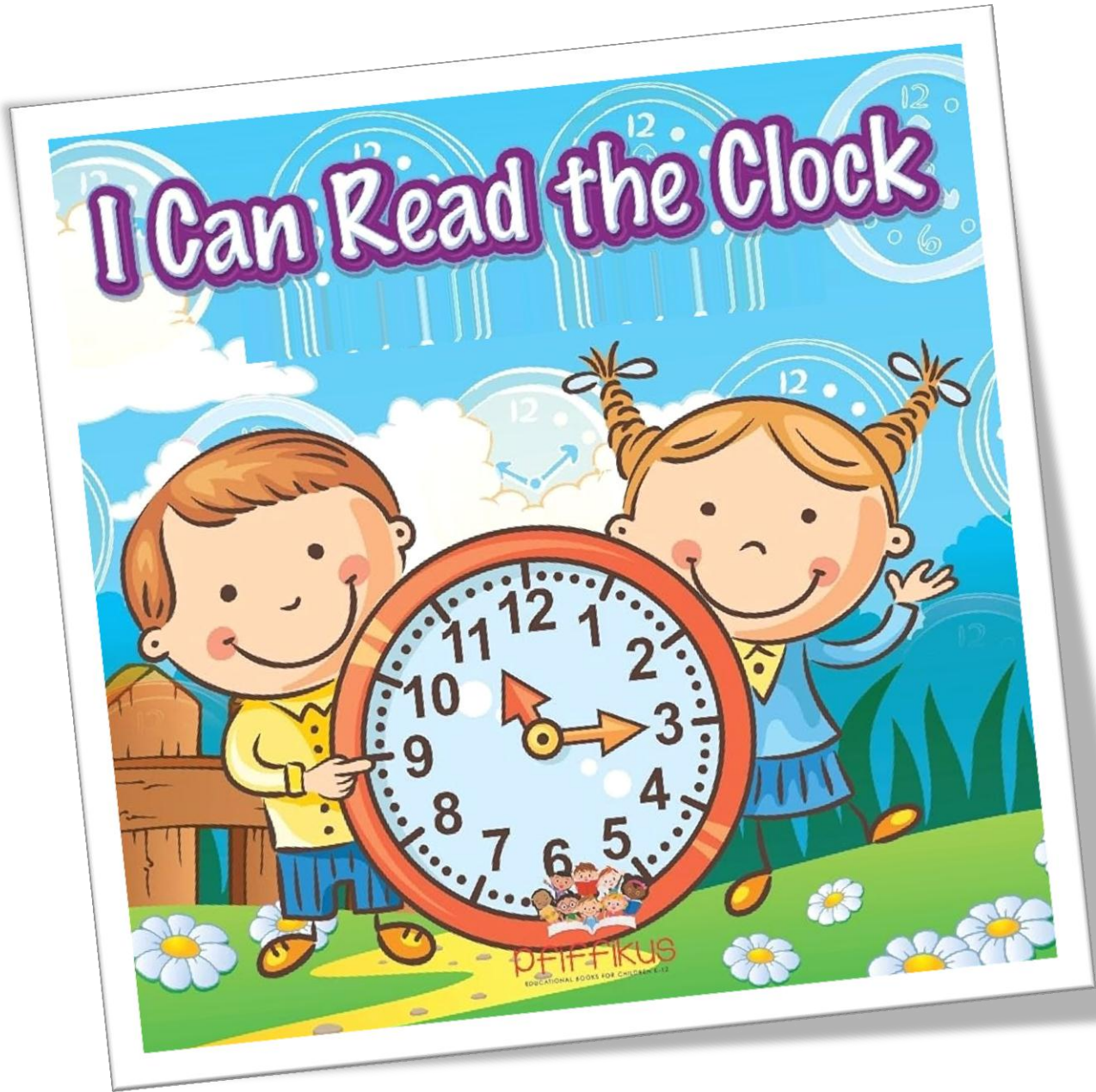
.....

.....



Chapter (8)

Reading the Clock



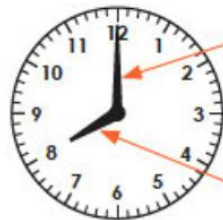
Lesson (1)

Telling Time on a Clock

- ! There are two hands on a clock.
- ! The short hand shows the hour. The long hand shows the minute.

Example 1

The short hand is on 8, and the long hand is on 12.



Long hand

Short hand

→ It is 8 o'clock

Example 2

The short hand is between 8 and 9, and the long hand is on 6.



When the short hand is between two numbers, read the smaller number.

→ It is half past 8

Read the clock:

①



②



③





Draw the long hand:

① 3 o'clock



② Half past 1



③ Half past 6



Read the clock:

①



②



③



Draw the long hand:

① 5 o'clock



② Half past 11



③ Half past 4





HOMEWORK

[1] Write the time:



2 o'clock



o'clock



o'clock



o'clock



o'clock



o'clock



[2] Write the time:



It is **6** o'clock.



It is o'clock.



It is o'clock.



It is o'clock.



It is o'clock.



It is o'clock.



[3] Match:

[5] Circle:



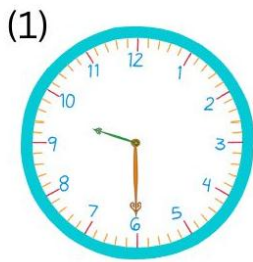


TELLING TIME: HALF PAST

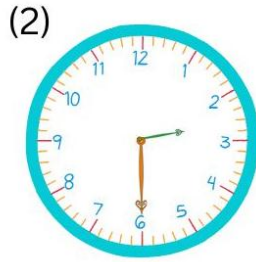
Circle the correct time.



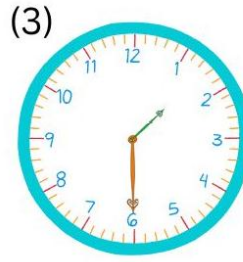
Half past 6, 5



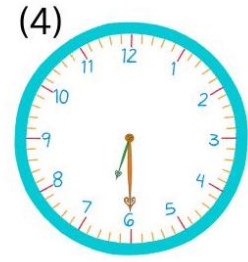
Half past 9, 10



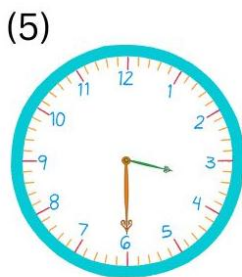
Half past 3, 2



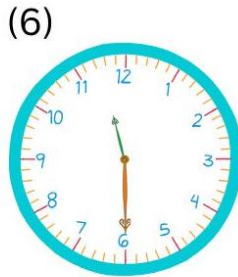
Half past 2, 1



Half past 6, 7



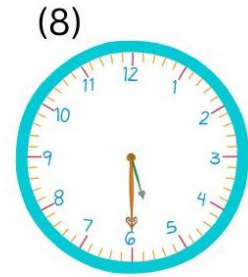
Half past 3, 4



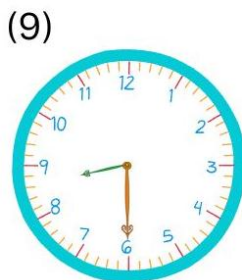
Half past 12, 11



Half past 7, 8



Half past 6, 5



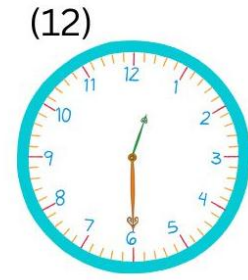
Half past 8, 9



Half past 10, 11



Half past 5, 4



Half past 1, 12



Write the time:



--	--	--



Chapter (9)

Operations with 3 Numbers

$$1 + 3 - 2$$



Lesson (1)

Adding three Numbers

! To add three numbers,
start **from left** to right.


Example

$$3 + 4 + 1 = 8$$


First, add 3 and 4.
Then, add 1 to the
answer.




There are 5 dogs. Then 3 more dogs come. Then 2 more dogs come. How many dogs are there in total? Write the mathematical sentence and the answer.



There are 5 dogs.



3 more come.



Then 2 more come.



Add the numbers.

① $1 + 2 + 3$

② $2 + 2 + 4$

③ $4 + 5 + 1$

④ $7 + 3 + 2$

⑤ $8 + 2 + 4$

⑥ $5 + 7 + 6$



Lesson (2)

Subtracting Three Numbers

! To subtract three numbers,
start **from left** to right.

First, calculate $8 - 1$.
Then, subtract 2
from the answer.

Example


$$8 - 1 - 2 = 5$$



How many cats are left? Write the number in the box.



There were 6 cats.



1 cat went home.



Then 3 more cats
went home.

Subtraction sentence: $6 - \square - \square = \square$ Answer: cats



Subtract the numbers.

① $6 - 2 - 2$

② $9 - 1 - 5$

③ $7 - 2 - 1$

④ $14 - 4 - 5$

⑤ $11 - 1 - 6$

⑥ $13 - 3 - 4$

Subtract the numbers.


① $7 - 4 - 2$

② $8 - 5 - 1$


③ $12 - 2 - 3$




There were 9 cookies. You ate 3 cookies yesterday. You ate 4 cookies today. How many cookies are left? Write the mathematical sentence and the answer.



There were
9 cookies.



You ate 3.



You ate 4 more.



Lesson (3)

Calculating with Three Numbers

! When you have both addition and subtraction, do the calculation **from left** to right.

Example

$$8 - 3 + 2 = \underline{7}$$

First, calculate 8-3.
Then, add 2 to the
answer.




How many cats are left? Write the number in the box.



There were
6 cats.



2 cats went
home.




3 new cats
came.

Mathematical sentence: $6 - \square + \square = \square$ Answer: \square cats







There were 7 cookies. You got 2 more. Then you ate 3. How many cookies are left?



There were 7
cookies.



You got 2 more.



You ate 3.



Solve the problems.

① $9 - 1 + 2$

② $10 - 7 + 2$

③ $1 + 8 - 4$

④ $5 + 5 - 3$

⑤ $6 + 4 - 5$

⑥ $8 - 2 - 2 - 2$



HOMWORK

There are 6 people on the bus. Then 4 more get on. Then 3 more get on. How many people are on the bus now? Write the mathematical sentence and the answer.



6 people are riding.



4 more get on.



3 more get on.



Add the numbers.

① $2 + 1 + 5$

② $6 + 1 + 2$

③ $3 + 2 + 5$

④ $4 + 6 + 4$

⑤ $1 + 9 + 8$

⑥ $4 + 8 + 7$



There were 10 people on the bus. 5 people got off. Then 3 more people got off. How many people are on the bus now? Write the mathematical sentence and the answer.



10 people were riding.



5 got off.



3 more got off.



Subtract the numbers.

① $9 - 6 - 1$

② $8 - 2 - 3$

③ $7 - 1 - 5$

④ $18 - 8 - 7$

⑤ $16 - 6 - 9$

⑥ $17 - 7 - 6$



There were 7 people on the bus. 4 people got off. Then 3 people got on. How many people are on the bus now?



7 people
were riding.



4 got off.



3 got on.



Solve the problems.

① $9 - 7 + 2$

② $10 - 4 + 1$

③ $5 + 3 - 6$

④ $3 + 7 - 1$

⑤ $4 + 6 - 6$

⑥ $2 + 2 + 2 + 2$

