



# English



2025/2026

**Term 1**

**KG**

**1**



All rights reserved; no part of this publication may be reproduced, stored in a retrieval system or transmitted in any form or by any means, electronic, mechanical, photocopying, recording or otherwise, without the prior written permission of the copyright holders.

تهدى وزارة التربية والتعليم والتعليم الفني هذا الكتاب بكل حب إلى الأطفال والأسر في جمهورية مصر العربية

"THE MINISTRY OF EDUCATION AND TECHNICAL EDUCATION DEDICATES THIS BOOK, WITH LOVE, TO THE CHILDREN AND FAMILIES OF THE ARAB REPUBLIC OF EGYPT."

Name:.....  
Class:.....  
School:.....



Unit	Vocabulary and Structure	Phonics	Math	Everyday Skills	Language Focus	Content Integration
<b>1</b> <b>Meet and Greet!</b>	hello good morning goodbye boy girl friends happy sad	t: train, toys T: turtle  i: in, insect I: ink	Number: 1 Shape: Circle Color: red	Self-Introduction Expressing your feelings	Using simple greetings Recognizing the sound of letters: Tt and Ii	Math (Identifying number 1 and circle shape)  Art (Recognizing red color)
<b>2</b> <b>I Can Find it at School!</b>	classroom teacher chair table board book pencil eraser crayon playground swing slide	s: star, sun S: school  a: apple, ant  n: nest, night N: numbers	Number: 2 Shape: Square Color: blue	Asking and answering questions Building confidence in speaking and listening	Identifying classroom objects Recognizing the sound of letters: Ss, Aa, and Nn	Math (Identifying number 2 and square shape)  Art (Recognizing blue color)  Project: (School bag)


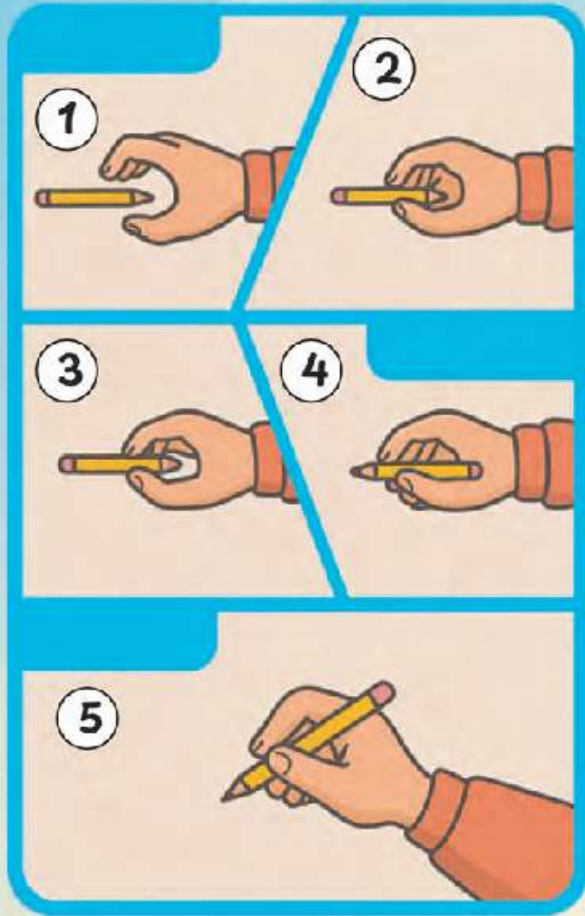


Unit	Vocabulary and Structure	Phonics	Math	Everyday Skills	Language Focus	Content Integration
<b>3</b> <b>My Body, My Care!</b>	hair head face eyes ears nose mouth teeth arms hands legs feet	p: pen, pants P: pan  h: heart, honey H: helicopter  d: dog, desk D: dress  r: rabbit, robot R: rice	Number: 3 shape: star Color: yellow	Hygiene actions	Naming body parts Recognizing the sound of letters: Pp, Hh, Dd and Rr	Physical Education: (Gross motor skills and fine motor skills)  Science (Body Parts)  Math (Identifying number 3 and star shape)  Art (Recognizing yellow color)  Project: (Face parts)
<b>4</b> <b>My Family Picnic!</b>	grandfather grandmother father mother sister brother garden tree flower grass fruits chocolate chips juice sandwich	e: egg, eagle E: elephant  c: cow, cloud C: cap  k: kiwi, kick K: kite  m: mom, man M: mud	Numbers: 4 and 5 Shapes: heart and triangle Colors: green and orange	Introducing family members  Expressing likes and dislikes	Identifying family members Difference between healthy and unhealthy food Recognizing the sound of letters: Ee, Cc, Kk, and Mm	Math (Identifying numbers 4 and 5) (Identifying heart and triangle shapes)  Art (Recognizing green and orange colors)  Science (Learning about nature and exploring the surroundings)  Project: (Family tree)
<b>Review</b>	Review units 1-4	Review letters: Tt, Ii, Ss, Aa, Nn, Pp, Hh, Dd, Rr, Ee, Cc, Kk, and Mm	Review Numbers: 1, 2, 3, 4, and 5 Review Shapes: Circle, square, star, heart, and triangle Review colours: Red, blue, yellow, green, and orange			Project: (My Classroom)



# Let's learn how to hold a pencil correctly:

Trace:



1



Unit 1:



# Meet and Greet!

**Hi.**

**Hello.**



SCHOOL

# Friends





**Good morning.**



**4**



**Goodbye.**



## Look and Match :

Good morning.

Goodbye.



## A boy or a girl?



I'm a **boy**.

I'm a **girl**.



**Word bank:** Boy-Girl



I'm **happy** .

I'm **sad** .

How are you feeling today?



**Word bank:** Happy-Sad





# The sound of letter: Tt

Listen and repeat:

# Tt



toys



turtle




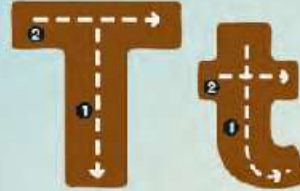
train





Let's trace letter Tt:

Trace:



train



toys



# Count and Say:

I can see  
**1** train.



1




I can see  
**1** turtle.

# Trace number 1:




# Color 1 balloon:






## Colors and shapes:



I can see a **red** circle.



Color the circle with **red**.



12



## The sound of letter: Ii

Listen and repeat:

# Ii



**insects**



**ink**



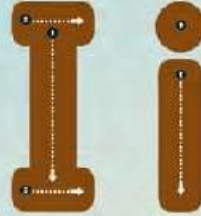
**in**





Let's trace letter Ii:

Trace:



ink



in





It's Practice Time!

Circle the beginning letter:

( Tt - Ii )



( Tt - Ii )



Color:

A boy or a girl?



Hello.

Hello.





## Story: Ibrahim and Talia's Day!

Look , listen and play:



## Unit 2:



# I Can Find it at School!

Look, listen, and point:

SCHOOL



School



# Classroom

board

desk

eraser

book

pencil

19



playground



What can you see at the playground?



Look and say:

swing

slide



listen and circle:



21



What can you see in your classroom?



Look and say:



board



desk



chair

teacher



eraser



pencil



book



crayon



## The sound of letter: Ss

Listen and repeat:

# Ss



star



sun



school





Let's trace letter Ss:

Trace:



sun



star



## Count and Say:

I can see  
**2** chairs.



2



I can see  
**2** pencils.



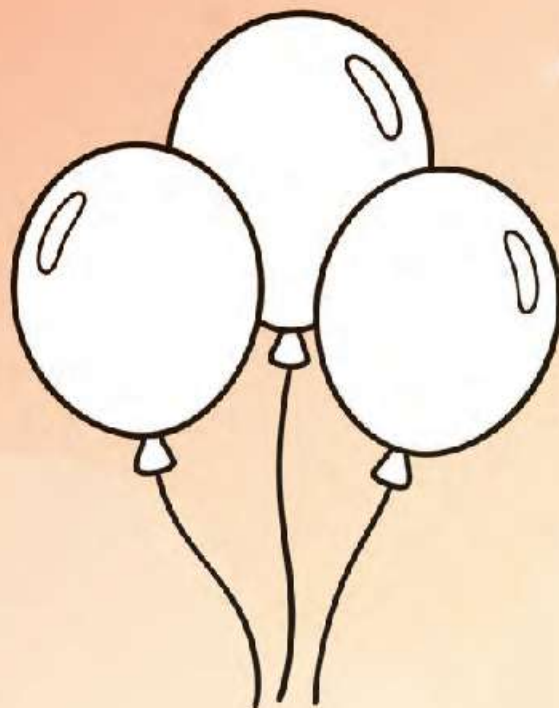


**It's Practice Time!**

**Trace number 2:**




**Color 2 balloons:**






## Colors and shapes:



I can see a **blue** square.



Color the square with **blue**.



27





The sound of letter: Aa

Listen and repeat:

Aa



apple



ant



28



Let's trace letter Aa:

Trace:



ant



apple





The sound of letter: Nn

Listen and repeat:

Nn



nest



night



numbers

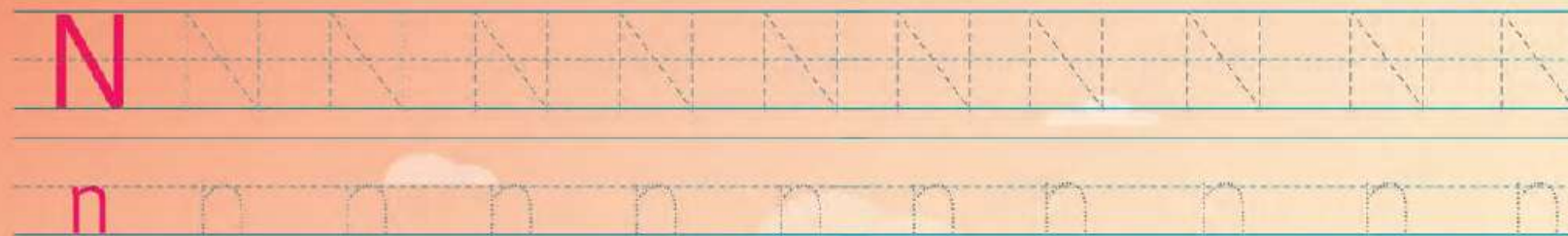


30



Let's trace letter Nn:

Trace:



nest



night





**It's Practice Time!**

**Circle the picture that matches the letter:**

**Ss**



**Aa**



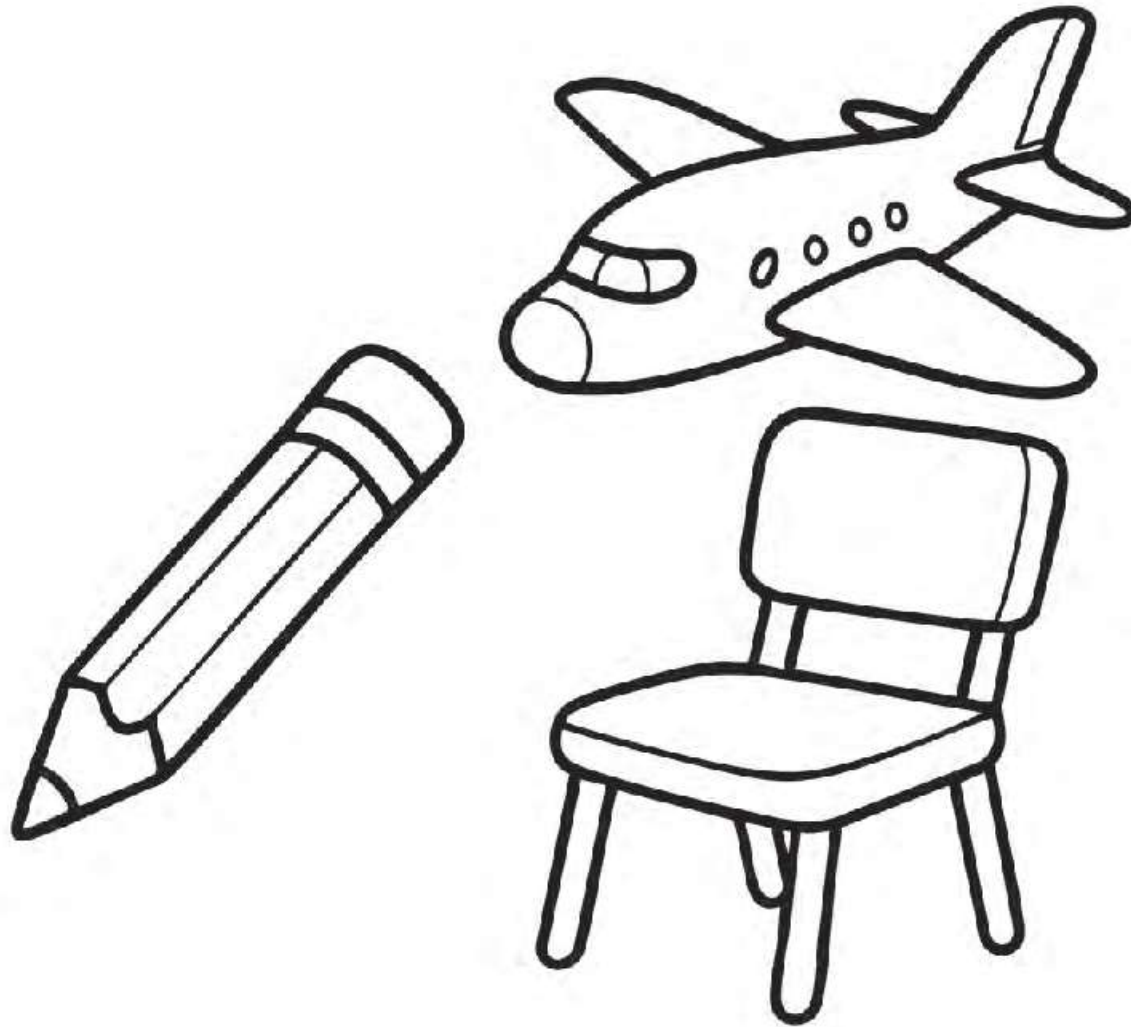
**Nn**



It's Practice Time!



Color the classroom objects:





## Story : Look Around the Classroom!

Look, listen, and act:





## Project

### School Bag

**Materials needed:**





## Show and Tell



This is my school bag.

# Unit 3:



# My Body, My Care!





**My body parts:**



**face**

**arm**

**hand**

**foot**





## My face parts:





## My face parts:



eye



ears



## My face parts:



nose



teeth



mouth



# How Many? Match the Body Parts:



1

2



## Hygiene Actions:



I **comb** my hair.





## Hygiene Actions:



**I wash my face.**



**I wash my hands.**



## Hygiene Actions:



**I sneeze and cover my nose.**



**I brush my teeth.**



# Color the correct action:





The sound of letter: Pp

Listen and repeat:

Pp



**p**en



**p**an



**p**ants

47





Let's trace letter: Pp

Trace:

Pp

P P P P P P P P P P P

p p p p p p p p p p p

pan



pants





The sound of letter: Hh

Listen and repeat:

Hh



helicopter



honey




heart





Let's trace letter: Hh


Trace:



H



h



honey



heart



# Count and Say:

I can see **3** pans.




# 3




I can see **3** helicopters.



Trace number 3:



Color 3 balloons:





## Colors and shapes:



I can see a **yellow** star.



Color the star with **yellow**.





The sound of letter: Dd

Listen and repeat:

# Dd



dog



desk



dress

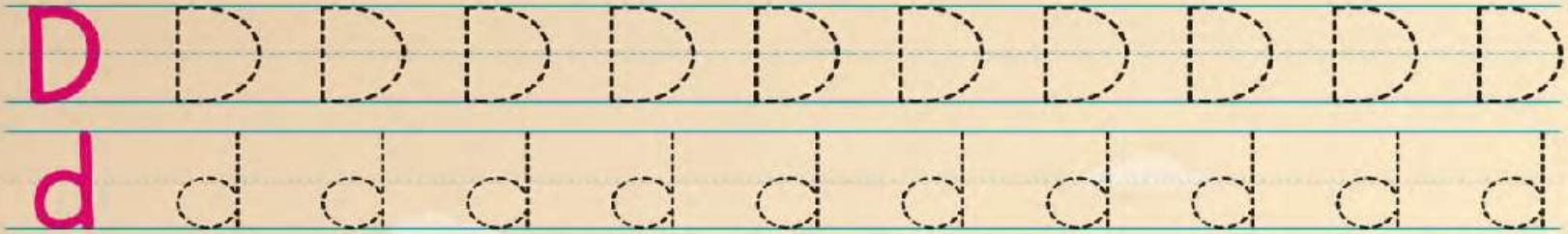


54



Let's trace letter: Dd

Trace:



dress



desk






The sound of letter: Rr

Listen and repeat:

# Rr



robot



rice



rabbit



56



Let's trace letter: Rr


Trace:



R R R R R R R R R R R R R R R

r r r r r r r r r r r r r r r

robot



rice





It's Practice Time!

Match the picture with the beginning letter:



Pp

Rr

Dd

Hh



58



# It's Practice Time!

Circle the body parts:





## Story: All About Me and My Day!

Look, listen, and play:





## Project

# My Face

## Materials needed:





## Show and Tell

### Show and Tell:

Show  
and tell  
activity



This is my face.

## Unit 4:



# My Family Picnic!

A colorful illustration of a family of four having a picnic in a park. The father, with a beard and wearing a light blue shirt, sits on the left. The mother, wearing an orange shirt, sits in the center. A young girl in a red polka-dot dress sits between them, and a young boy in a blue striped shirt sits on the right, reading a book. They are sitting on a red and white checkered picnic blanket. A wicker picnic basket is in the center, with a green bottle and a brown cup nearby. The background is a lush green field with orange flowers and butterflies under a blue sky with white clouds.

We are having so much fun.

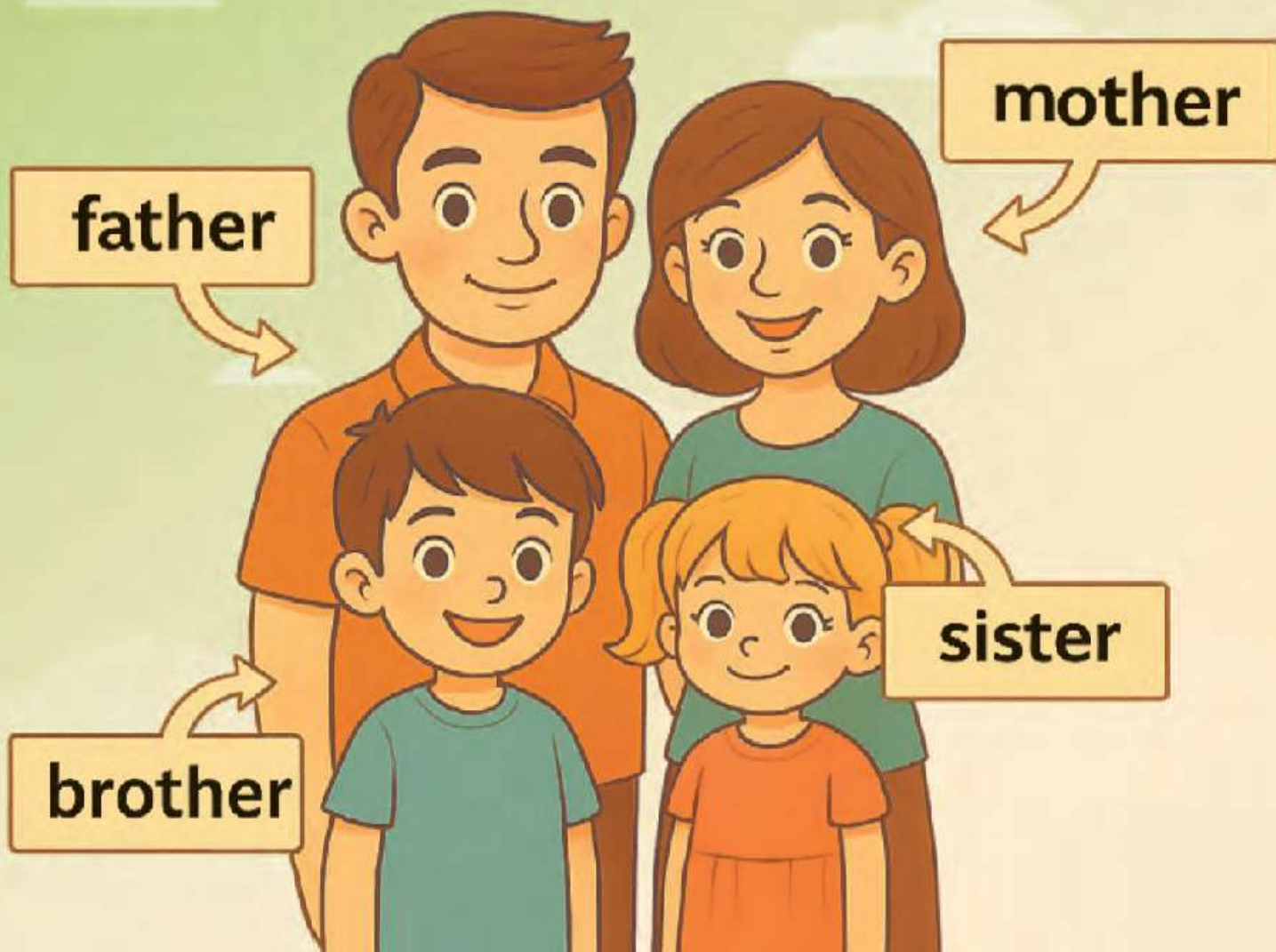
What a beautiful day for a picnic. !

**Picnic**



# My Family

Look, listen, and point:



# My Family

Look, listen, and point:

grandfather



grandmother





# Garden

Look, listen, and point:

tree

flower

grass



**Draw what you can see in the garden:**

A large, empty rectangular area with rounded corners and a black border, intended for drawing a garden scene.

# What's in My Picnic Basket?




## Healthy or not?

Look and say:



chips



sandwich



chocolate




fruits



juice

Match the healthy and unhealthy food:





The sound of letter: Ee

Listen and repeat:

Ee



egg



eeagle



elephant




70



Let's trace letter Ee:

Trace:





## The sound of letter: Cc

Listen and repeat:

# Cc



cap



cow




cloud




Let's trace letter Cc:

Trace:



## Count and Say:

I can see  
**4** sandwiches.



**4**



I can see  
**4** clouds.




## It's Practice Time!

Trace number 4:



Color 4 balloons:





## Colors and shapes:



I can see a **green** heart.



Color the heart with **green**.





The sound of letter: Kk

Listen and repeat:

Kk



kivi



kite




kick





Let's trace letter Kk:

Trace:



kiwi



kite





The sound of letter: Mm

Listen and repeat:

# Mm



mud



man



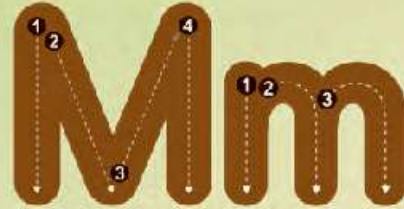
mom





Let's trace letter Mm:

Trace:



mud



mom

Count and say:

I can see  
**5** caps.



5




I can see  
**5** flowers.






# It's Practice Time!

## Trace number 5:



## Color 5 balloons:






## Colors and shapes:



I can see an **orange** triangle.



Color the triangle with **orange**.





## It's Practice Time!

Match the picture with the beginning letter:



**Ee**

**Cc**

**Kk**

**Mm**



## It's Practice Time!

Match the picture with its shadow:





## Story: Family Fun on the Grass

Look, listen, and act:






# Project

## Family Tree

Materials needed:





## Show and Tell



This is my family tree.



## It's Practice Time!

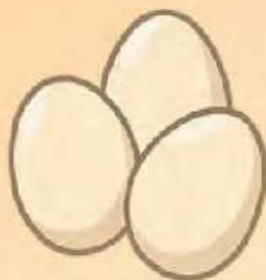
Trace the letters:





## Review

Match the picture with the correct letter then trace:



Ee

Ii

Rr

Mm

Aa



90




## Review


Circle the good hygiene action:



Draw a happy face and a sad face:



Circle the healthy food:





## Review

Circle the correct letter then trace:



Cc  
Ee



Aa  
Nn



Rr  
Dd



Pp  
Mm



## Review

Count and circle the number:



1

3



5

4



4


2





## Project

Color, cut, and glue the picture to build your classroom scene:



## My Classroom Craft!







# English

KG-1 Term 1  
2025 - 2026

Academic Year: 2025/2026

*No part of this publication may be reproduced, stored in a retrieval system, or transmitted in any form or by any means - electronic, photocopying, recording, or otherwise - without prior written permission of the Ministry of Education and Technical Education*

## Editorial Note

This work was made through the contributions of a diverse team of professionals with various academic and institutional backgrounds (including, but not limited to, university professors, teachers, subject matter experts, and specialized international organizations). Their contributions spanned multiple phases of the project, including consultation, content development, and quality enhancement.

Developed and produced with the participation of  
the Content Department Team  
at Selah El Telmeez Publishing and Printing Company

## Reviewed by:

Prof. Zeinab El-Naggar

Prof. Attia El-Sayed

Dr. Mai Kamal

Ms. Amira Awaad

Prof. Nagwa Younis

## The Central Administration for Curriculum Development:

Ms. Eman Mahmoud Youssef

Ms. Nashwa Abdel Aziz Elfeky

Dr. Amira Fawzy Ahmed

Dr. Shaimaa Salah ElDin Afify

## General Supervision

Dr. Akram Hassan Mohammed

Assistant to the Minister for Curriculum Development

Supervisor of the Central Administration for Curriculum Development

عدد الصفحات والغلاف	ألوان الكتاب	ورق الغلاف	ورق المتن	مقاس الكتاب
١٠٤ صفحة	٤ ألوان	١٨٠ جراماً	٧٠ جراماً	٢٧ × ١٩ سم
٣٠/١/١١/٢٥/٢٠/١٠٠١			رقم الكتاب	



All Rights Reserved ©Ministry of Education and  
Technical Education-2025/2026

