

English Learning

# Superior Series



## Primary 2 First Term 2026

- ★ Vocabulary
- ★ Expressions
- ★ Grammar
- ★ Exercises



Prepared by:

Mr/ Abdelbary Ali



01145495338



01033298299

facebook / Abdelbary Ali

Let's get started  
Lessons 1

UNIT  
1

Greetings and classroom objects



New Vocabulary



teacher

معلم



student

طالب



chair

كرسي



desk

مكتب



Hello!

اهلا



goodbye

الي اللقاء



friend

صديق



school

مدرسة




classroom

فصل دراسي



pencil

قلم رصاص



ruler

مسطرة



book

كتاب

01145495338



Hello! I am Ali. What's your name?

Good morning Ms Amira. May I sit down?

Goodbye





Trace & Write



teacher

teacher

teacher

Handwriting practice lines for the word 'teacher'.



student

student

student

Handwriting practice lines for the word 'student'.



friend

friend

friend

Handwriting practice lines for the word 'friend'.



chair

chair

chair

Handwriting practice lines for the word 'chair'.



desk

desk

desk

Handwriting practice lines for the word 'desk'.



Hello!

Hello!

Hello!

Handwriting practice lines for the word 'Hello!'.



goodbye

goodbye

goodbye

Handwriting practice lines for the word 'goodbye'.



school

school

school

Handwriting practice lines for the word 'school'.




classroom

classroom

classroom

Handwriting practice lines for the word 'classroom'.



ruler

ruler

ruler

Handwriting practice lines for the word 'ruler'.





Write the Expressions:



What's your name?

What's your name?

What's your name?

Handwriting practice lines for 'What's your name?'



May I sit down?

May I sit down?

May I sit down?

Handwriting practice lines for 'May I sit down?'



Good morning

Good morning

Good morning

Handwriting practice lines for 'Good morning'



Greeting practice





Exercise on lesson 1:

1. Listen and write the word:

				
=====	=====	=====	=====	=====

2. Choose the correct answer from a, b or c:

1- I sit on a =====

A- desk

B- chair

C- ruler

2- This is my ===== She teaches me.

A- friend

B- desk

C- teacher

3- At end of the day I say =====

A- goodbye

B- Hello

C- good morning

4- I am a ===== in grade 2.

A- desk

B- student

C- chair

5- I meet my ===== Anas at school.

A- desk

B- chair

C- friend

6- ===== your name? My name is Yomna.

A- How's

B- What's

C- Where's

7- May I sit ===== ?

A- up

B- in

C- down

8- When I meet my friend I say =====

A- goodbye

B- Hello

C- good night



3. Reorder to make sentences:

1-name - **What's** - your?

---

---

2-sit - **May** - down - I ?

---

---

3- a chair - on - **I** - sit .

---

---

4- my - **This** - teacher - is.

---

---

4. Write a sentence under each picture:



---

---



01145495338

---

---

OR  
AI



---

---

5. Punctuate the following:

I like my school

---

---

6. Copy the following sentence:

Good morning Ms Amira.

---

---



Lesson 2

Phonics focus: Short a sound /æ/



Listen and repeat:



cat

hat

fan

man

map

cap

قطعة

قبعة

مروحة

رجل

خريطة

كاب

This is the short vowel sound, like in the word "hat". It sounds like "æ", similar to the Arabic "أ".

هذا هو الصوت القصير لحرف "A"، ويُشبه صوت "أ" في العربية، كما في كلمة "hat".



Trace & Write:



man

fan

map

hat

cap

man

fan

map

hat

cap

man

fan

map

hat

cap

Handwriting practice lines for the word 'man'.

Handwriting practice lines for the word 'fan'.






Handwriting practice lines for the word 'map'.

Handwriting practice lines for the word 'hat'.

Handwriting practice lines for the word 'cap'.



1. Listen and write the word:

				
_____	_____	_____	_____	_____

2. Reorder to make sentences::

1-is - **This** - a hat?

\_\_\_\_\_

2-a desk - **That** - is?

\_\_\_\_\_

3-is - **What** - this?

\_\_\_\_\_

4-is - **What** - that?

\_\_\_\_\_

3. Write a sentence under each picture::



\_\_\_\_\_



\_\_\_\_\_



\_\_\_\_\_

4. Copy the following sentence:

May I sit down?

\_\_\_\_\_



## Lesson 3

### Greetings and classroom objects



#### New Vocabulary




board

سبورة



Pencil case

مقلمة



ruler

مسطرة



eraser

ممحاة



bag

حقيبية



pen

قلم جاف



window

شباك



door

باب



classroom

فصل دراسي



pencil

قلم رصاص



table

منضدة



book

كتاب

#### 1. "This" - تستخدم للإشارة إلى شيء قريب -

"This" is used to point to one thing that is near the speaker (physically or in time).

تستخدم "This" للإشارة إلى شيء واحد يكون قريباً من المتحدث (مكانيًا أو زمنيًا).

This is my book.



(هذا كتابي - والكتاب قريب مني)

This apple tastes good.



(هذه التفاحة طعمها لذيذ - التفاحة قريبة)

This is my friend, Ahmed.



(هذا صديقي أحمد - أحمد بجانبني)



2. "That" يستخدم للإشارة إلى شيء بعيد -

"That" is used to point to one thing that is far from the speaker.

تستخدم "That" للإشارة إلى شيء واحد يكون بعيداً عن المتحدث.

That is your bag.



(تلك حقيبةك - الحقيبة بعيدة)

That car is very fast.



(تلك السيارة سريعة جداً - السيارة بعيدة)

Do you see that bird in the tree?



(هل ترى ذلك الطائر على الشجرة؟ - الطائر بعيد)

👁️ لاحظ:

"This" و "That" يُستخدمان مع المفرد فقط.

لتكوين السؤال نستخدم:

What is + this / that?

What is this?

This is a tree.

What is that?

That is a bird.



Answer the following questions:



What is that?

---

---

---



What is this?

---

---

---



What is that?

---

---

---



**Phonics focus: Short e sound /e/ and I /i/**

## ◆ Short E Sound - /e/

This sound is like the "e" in "bed".

◆ الصوت القصير لحرف - E يُنطق /e/

It is a short, quick sound made with the mouth slightly open.

يُشبه صوت "إي" الخفيفة كما في كلمة "bed" سرير. (يُنطق والفم مفتوح قليلاً).



Listen and repeat:



ten

net

hen

bed

red

pen

سبورة

مقلمة

مسطرة

محاة

حقيبة

قلم جاف

## ◆ Short I Sound - /I/

This sound is like the "i" in "sit".

◆ الصوت القصير لحرف - I يُنطق /I/

It is also a short sound, but the mouth is more closed than with /e/.

يُشبه صوت "إي" القصيرة كما في كلمة "sit" يجلس. (يُنطق والفم شبه مغلق).



Listen and repeat:



zip

fig

bin

fish

milk

sit

سوستة

تين

سلة قمامة

سمكة

لبن

يجلس





Trace & Write:



zip  
zip  
zip



fig  
fig  
fig



bin  
bin  
bin



fish  
fish  
fish



milk  
milk  
milk



sit  
sit  
sit

Handwriting practice lines for the word 'zip'.

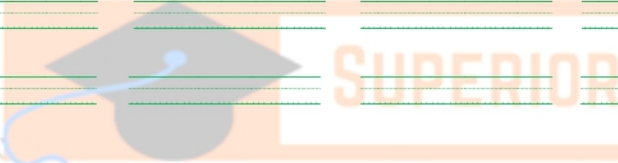
Handwriting practice lines for the word 'fig'.

Handwriting practice lines for the word 'bin'.

Handwriting practice lines for the word 'fish'.

Handwriting practice lines for the word 'milk'.

Handwriting practice lines for the word 'sit'.



ten  
ten  
ten



net  
net  
net



hen  
hen  
hen



bed  
bed  
bed



red  
red  
red



pen  
pen  
pen

Handwriting practice lines for the word 'ten'.

Handwriting practice lines for the word 'net'.

Handwriting practice lines for the word 'hen'.






Handwriting practice lines for the word 'bed'.

Handwriting practice lines for the word 'red'.

Handwriting practice lines for the word 'pen'.



1. Listen and write the word:

				
_____	_____	_____	_____	_____

2. Reorder to make sentences::

1-is - **This** - pencil case - my?

\_\_\_\_\_

2- bird - **That** - is - a ?

\_\_\_\_\_

3-is - **This** - bag - my?

\_\_\_\_\_

3. Write a sentence under each picture::



\_\_\_\_\_



\_\_\_\_\_



\_\_\_\_\_

4. Punctuate the following:

this is my pen

\_\_\_\_\_

5. Copy the following sentence:

what is that




\_\_\_\_\_





Test on Unit 1

① .Listen and write the word:

				
_____	_____	_____	_____	_____

② .Choose the correct answer between brackets:

1. My (name - old) is Rana.
2. We say good (evening - morning] in the morning.
3. My (teacher- classroom) helps me learn at school.
4. I sit on a (chair - school).

③ .Reorder to make sentences::

1-bird - That - a - is.

\_\_\_\_\_

2-teacher - She - a - is ?

\_\_\_\_\_

3- is - pencil case - This - my .

\_\_\_\_\_

④ .Read and complete the sentences with the words from the box:

sit - name - book

1-My ..... is Ahmed.

2-May I .....down?



**5 .Read and choose the correct answer:**

My name is Ahmed. I go to school every day. My school is very big. I sit on a chair. In the classroom there is a whiteboard.

1-Ahmed sit on a ..... at school.

- A- door**                      **B- tree**                      **C- chair**

1-The school is very .....

- A- old**                              **B- big**                              **C- small**

**6 .Write a sentence under each picture::**



=====



Abdelbary Ali  
01145495338



=====

**7 .Read and match (A) with (B)::**

(A)		(B)	
1	Good.....	a	a table.
2	What's .....	b	Morning.
3	This is.....	c	your name?

**8 .Copy the following sentence:**

Good morning Ms Amira.

=====



# Color, Number and Shape

## Lessons 1

### Colors and shapes



### New Vocabulary



circle

دائرة



square

مربع



triangle

مثلث



blue

أزرق



orange

برتقالي



green

أخضر




red

أحمر



yellow

أصفر



purple

بنفسجي



ball

كرة



desk

مكتب



book

كتاب

<p>What color is this?</p> <p>It is blue.</p>	<p>What is this?</p> <p>This is a red circle.</p>
---	---

Choose the correct answer (a, b or d):

- (A) -The red square is on the desk.
- (B) -The green square is on the desk.
- (C) -The red circle is on the desk.





Classroom phrases

Let's learn some classroom phrases:

<p>What color is it? It is blue. What shape is it? It is square. It's a blue square</p>		<p>للسؤال عن اللون : للاجابة: للسؤال عن الشكل للاجابة ندمج الاجابتين</p>
---	--	--



Your Turn

<p>What color is it? ..... What shape is it? ..... .....</p>		<p>للسؤال عن اللون : للاجابة: للسؤال عن الشكل للاجابة ندمج الاجابتين</p>
--	--	--

<p>What color is it? ..... What shape is it? ..... .....</p>		<p>للسؤال عن اللون : للاجابة: للسؤال عن الشكل للاجابة ندمج الاجابتين</p>
--	--	--





Trace & Write:



circle  
circle  
circle



square  
square  
square



triangle  
triangle  
triangle



blue  
blue  
blue



orange  
orange  
orange



green  
green  
green

Handwriting practice lines for the word 'circle'.

Handwriting practice lines for the word 'square'.

Handwriting practice lines for the word 'triangle'.

Handwriting practice lines for the word 'blue'.

Handwriting practice lines for the word 'orange'.

Handwriting practice lines for the word 'green'.



red  
red  
red



yellow  
yellow  
yellow



purple  
purple  
purple



ball  
ball  
ball



desk  
desk  
desk



book  
book  
book

Handwriting practice lines for the word 'red'.

Handwriting practice lines for the word 'yellow'.

Handwriting practice lines for the word 'purple'.

Handwriting practice lines for the word 'ball'.


Handwriting practice lines for the word 'desk'.

Handwriting practice lines for the word 'book'.





Write the Expressions:



What is this?

What is this?

What is this?

Handwriting practice lines for the first exercise.

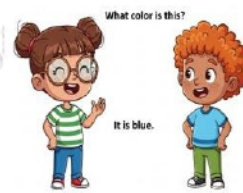


It's blue

It's blue

It's blue

Handwriting practice lines for the second exercise.




What color is it?

What color is it?

What color is it?

Handwriting practice lines for the third exercise.



This is a red circle.

This is a red circle.

This is a red circle

Handwriting practice lines for the fourth exercise.



This is a blue square.

This is a blue square.

This is a blue square

Handwriting practice lines for the fifth exercise.



This is a green triangle.

This is a green triangle.

This is a green triangle






Handwriting practice lines for the sixth exercise.





Exercise on lesson 1:

1. Listen and write the word:

				
_____	_____	_____	_____	_____

2. Choose the correct answer from a, b or c:

1- What \_\_\_\_\_ is it? -It's blue.

- (A) size (B) shape (C) color

2- What \_\_\_\_\_ is it? -It's a triangle.

- (A) size (B) shape (C) color

3- \_\_\_\_\_ is a green square.

- (A) This (B) They (C) Those

3. Reorder to make sentences::

1-color - What - it - is?

\_\_\_\_\_

2-a red - This - circle - is ?


\_\_\_\_\_

2-it - What - is - shape ?

\_\_\_\_\_



4. Write a sentence under each picture::



\_\_\_\_\_

\_\_\_\_\_

\_\_\_\_\_

5. Reorder the letters to form a word:



cilerc

ksde

lepupr

angletri

lalb

resqau

\_\_\_\_\_

\_\_\_\_\_

\_\_\_\_\_

\_\_\_\_\_

\_\_\_\_\_

\_\_\_\_\_

6. Read and match:

1-red

2-orange

3- green



7. Copy the following sentence:

This is a purple triangle.

\_\_\_\_\_



Lessons 2

Short vowel /o/ and /u/



New Vocabulary

Short vowel o /o/



dog

كلب



box

صندوق



fox

ثعلب

Short vowel u /u/



sun

شمس



cup

فنجان



bun

كعكة



Reorder the letters to make a word:



uns



csu



nbu



ogd



xob



ofx





Trace & Write



sun

cup

bun

box

fox

sun

cup

bun

box

fox

sun

cup

bun

box

fox

Handwriting practice lines for the word 'sun'.

Handwriting practice lines for the word 'cup'.

Handwriting practice lines for the word 'bun'.

Handwriting practice lines for the word 'box'.

Handwriting practice lines for the word 'fox'.



Read and choose the word



bun - fox

sun - cup

box - dog



## Lessons 3

### Numbers and counting



#### New Vocabulary



one

واحد



two

اثنين



three

ثلاثة



four

اربعة



five

خمسة



six

ستة



seven

سبعة



eight

ثمانية




nine

تسعة



ten

عشرة



ruler

مسطرة



pencil

قلم رصاص

#### Plural:

We add "s" at the end of the word:

عند الجمع نضيف حرف "s" في نهاية الكلمة.

A pencil → pencils

An orange → oranges

لاحظ: نضع "a" or "an" قبل الاسم المفرد فقط ولا نضعهم قبل الجمع.



#### Count and write:



I have        notebooks.



I have        bags.



I have        pencils.





### Trace & Write



one

one

one

Handwriting practice lines for the number one.

two

two

two

Handwriting practice lines for the number two.

three

three

three

Handwriting practice lines for the number three.

four

four

four

Handwriting practice lines for the number four.

five

five

five

Handwriting practice lines for the number five.



six

six!

six!

Handwriting practice lines for the number six.

seven

seven

seven

Handwriting practice lines for the number seven.

eight

eight

eight

Handwriting practice lines for the number eight.

nine

nine

nine

Handwriting practice lines for the number nine.

ten

ten

ten

Handwriting practice lines for the number ten.





Practice classroom phrases:

السؤال عن العدد:

How many + plural + .....

How many pencils do you have?

I have two pencils.



How many chairs are there?

There are four chairs.



Write the Expressions:



How many pens do you have?

There are four chairs.

I have two books.

How many pens do you have?

There are four chairs?

I have two books.

How many pens do you have?

There are four chairs?

I have two books

Handwriting practice lines for the first column.

Handwriting practice lines for the second column.

Handwriting practice lines for the third column.





Exercise on lesson 3:

①. Choose the correct answer between brackets:

1. How (**much** - **many**) books are there?
2. I (**have** - **has**) two pencils.
3. There are four (**chair** - **chairs**).
4. How many (**bag** - **bags**) do you have?

②. Reorder to make sentences::

1-are - **How** - books - there - many?

---

---

---

2-three - **I** - rulers - have?

---

---

---

③. Write a sentence under each picture::




---

---


---




---

---

---




---

---

---

④. Copy the following sentence:

There are ten chairs in classroom.

---

---

---



Lessons 4

Phonics long vowel a sound /e/



New Vocabulary



cake

lake

gate

cave

snake

grapes

كعكة - تورتة

بحيرة

بوابة

كهف

ثعبان

عنب



Read and choose the word



cake - grapes

lake - cave

snake - gate



lake - cake

snake - gate

grapes - cave





Exercise on lesson 4 :

1. Reorder the letters to form a word:



kcae

kela

tage

veac

kesna

espgra

2. Reorder to make sentences:

1-a - This - cave - is .

\_\_\_\_\_

2-see - I - a door - can?

\_\_\_\_\_

3. Write a sentence under each picture:



\_\_\_\_\_



\_\_\_\_\_



\_\_\_\_\_

4. Copy the following sentence:

I can see a snake.

\_\_\_\_\_





Test on Unit 2

① .Listen and write the word:

_____	_____	_____	_____	_____

② .Choose the correct answer between brackets:

- There (**is** - **are**) four chairs.
- I have ten (**book** - **books**) in my bag.
- What (**shape**- **color**) is it? -it's a triangle.
- How many books (**is** - **are**) there?

③ .Reorder to make sentences::

1-circle - **This** - a red - is.

\_\_\_\_\_

2-pencils - **How** - there - are ?

\_\_\_\_\_

3- have - pencil cases - **I** - two .

\_\_\_\_\_

④ .Read and complete the sentences with the words from the box:

many - much - books

1-How \_\_\_\_\_ books do you have?

2-I have three \_\_\_\_\_



5. Read and choose the correct answer:

In my classroom. There are two chairs. There is one door and one window. I have four books and two pencils in my bag.

1-I have .....pencils.

- (A) - one                      (B) - two                      (C) - three

1-There are two .....in the classroom.

- (A) - books                      (B) - doors                      (C) - chairs

6. Write a sentence under each picture::



7. Read and match (A) with (B)::

(A)		(B)	
1	How many.....	a	two pencils..
2	This is a .....	b	rulers are there?
3	I have .....	c	yellow triangle.

8. Copy the following sentence:

How many notebooks do you have?

\_\_\_\_\_



# My classroom

## Lessons 1

### My classroom Actions & Routines

#### New Vocabulary



read

يقراً



write

يكتب



clean

ينظف



draw

يرسم



sit

يجلس



stand

يقف



color

يلون



play

يلعب



sing

يعني



Open

يفتح



close

يغلق



Raise hand

يرفع يد



I sit on a chair.



I read a book.



I draw a picture.



I clean my desk.



I write on my notebook.



I play with my friends.





Trace & Write



read

write

clean

draw

sit

read

write

clean

draw

sit

read

write

clean

draw

sit

Handwriting practice lines for the word 'read'.

Handwriting practice lines for the word 'write'.

Handwriting practice lines for the word 'clean'.

Handwriting practice lines for the word 'draw'.

Handwriting practice lines for the word 'sit'.



stand

color

play

sing

raise hand

stand!

color

play

sing

raise hand

stand!

color

play

sing

raise hand

Handwriting practice lines for the word 'stand'.

Handwriting practice lines for the word 'color'.

Handwriting practice lines for the word 'play'.

Handwriting practice lines for the word 'sing'.

Handwriting practice lines for the word 'raise hand'.





**open**

I read

I read



**close**

I write

I write



**I draw a picture.**

I draw a picture.

I draw a picture



**I sit on a chair.**

I sit on a chair.

I sit on a chair



**I write on my notebook.**

I write on my notebook.

I write on my notebook



**I clean my desk.**

I clean my desk.

I clean my desk



**I play with my friends.**

I play with my friends.






I play with my friends





Exercise on lesson 1:

1. Listen and write the word:

				
_____	_____	_____	_____	_____

2. Choose the correct answer from a, b or c:

1- I \_\_\_\_\_ my desk.

A- read

B- write

C- clean

2- I \_\_\_\_\_ a picture.

A- clean

B- draw

C- open

3- I write on my \_\_\_\_\_.

A- door

B- ruler

C- notebook

4- I \_\_\_\_\_ the door.

A- open

B- read

C- write

3. Reorder to make sentences:

1- open - They - door - the.

\_\_\_\_\_

2- a picture - She - drawing - is.

\_\_\_\_\_

3- the- I - door - open.

\_\_\_\_\_



4. Write a sentence under each picture:



\_\_\_\_\_



\_\_\_\_\_



\_\_\_\_\_

5. Read and complete the sentences with the words from the box:

raise – read – play



I \_\_\_\_\_ with my friends.



I \_\_\_\_\_ my hand to answer.

6. Copy the following sentence:

The children are playing.

\_\_\_\_\_



## Lessons 2

### Let's Talk About Classroom Routine



#### New Vocabulary




Stand up

قف



Sit down

اجلس



Open your book

افتح كتابك



Close your book

اغلق كتابك



Clap

صفق



Write your name

اكتب اسمك



Draw a circle

ارسم دائرة



Raise your hand

ارفع يدك

### Ask and answer:

What do you do in the classroom?

I read a book.



ماذا تفعل في الفصل؟

انا اقرا كتاب

What do you do in the classroom?

I clean my desk.



ماذا تفعل في الفصل؟

انا انظف مقعدي.

What do you do in the classroom?

I write on my notebook



ماذا تفعل في الفصل؟

انا اكتب في كراستي





Write the Expressions:



Open your book.

Open your book.

Open your book

Handwriting practice lines for 'Open your book'.



Close your book.

Close your book.

Close your book

Handwriting practice lines for 'Close your book'.



Raise your hand.

Raise your hand.

Raise your hand

Handwriting practice lines for 'Raise your hand'.



Draw a circle.

Draw a circle.

Draw a circle

Handwriting practice lines for 'Draw a circle'.



Write your name.

Write your name.

Write your name

Handwriting practice lines for 'Write your name'.



Sit down, please.

Sit down, please.

Sit down, please

Handwriting practice lines for 'Sit down, please'.





4-please - Stand - up .

4 .Write a sentence under each picture::



5 .Read and complete the sentences with the words from the box:

Stand – Sit – Open



\_\_\_\_\_ your books.

\_\_\_\_\_ up.

6 .Copy the following sentence:

I write my name.

\_\_\_\_\_



## Lesson 2 – part 2 – Phonics focus

### Tip!

Listen carefully to the **first** sound of each word.

استمع جيداً للصوت الأول من كل كلمة.

Say it out loud and feel how your mouth moves - this will help you find matching sounds easily!

قلها بصوت عالٍ واشعر بحركة فمك - سيساعدك هذا على إيجاد الأصوات المتطابقة بسهولة!



Sit

يجلس




Sun

شمس



Read

يقرأ



Ruler

مسطرة



Clap

يصفق



classmate

زميل فصل



Write

يكتب



Window

شباك



Draw

يرسم



Door

باب



Chair

كرسي



Cheese

جبنة

### ① .Read and match:

1-cheese

2-classmate

3- clap





**Trace & Write**



Sit

Sun

Read

Ruler

Clap

Sit

Sun

Read

Ruler

Clap

Sit

Sun

Read

Ruler

Clap

Handwriting practice lines for the word 'Sit'.

Handwriting practice lines for the word 'Sun'.

Handwriting practice lines for the word 'Read'.

Handwriting practice lines for the word 'Ruler'.

Handwriting practice lines for the word 'Clap'.



classmate

Window

Cheese

Door

Write

classmate

Window

Cheese

Door

Write

classmate

Window

Cheese

Door

Write

Handwriting practice lines for the word 'classmate'.

Handwriting practice lines for the word 'Window'.

Handwriting practice lines for the word 'Cheese'.

Handwriting practice lines for the word 'Door'.

Handwriting practice lines for the word 'Write'.



## Lessons 3 & 4

### All About Our Classroom



### New Vocabulary



class

فصل



Hello!

أهلاً



Story

قصة



name

اسم

Hello! In class, I sit on my chair.

I read my book. I write in my notebook. I draw a picture. I play with my friends. I clean my desk.

أهلاً! في الفصل، أجلس على كرسيي. أقرأ كتابي. أكتب في دفترتي. أرسم صورة. ألعب مع أصدقائي. أنظف مكتبي.



① .Read again and put T(true) or F(false):

1-In class. I read my desk. ( )

2-I play with my teachers. ( )

3-I write in my notebook. ( )

② .Choose the correct answer between brackets:

1-I clean my ( book – desk).

2-I sit on my (chair – picture).





4-in - book - I - my - write .

4 .Write a sentence under each picture::



5 .Read and complete the sentences with the words from the box:

stand – read – name



I write my \_\_\_\_\_



I \_\_\_\_\_ a book.

6 .Copy the following sentence:

I draw a picture.

\_\_\_\_\_



## Everyday Life

## Lessons 1

## My Family



## New Vocabulary



grandfather

grandmother

father

mother

sister

brother

جد

جدة

اب

ام

اخت

اخ

Asking about family members:

للسؤال عن اعضاء الاسرة:

Who is this?

من هذا؟

01145495338

Introduce your family:

لتقديم افراد اسرتك:

This is my .....

هذا يكون .....

This is my father.

هذا يكون ابي.

This is my mother.

هذه تكون امي.

To describe :

للاوصف:

He / She is .....

هو يكون / هي تكون .....

He is tall.

هو طويل.

She is short.

هي قصيرة.





Trace & Write



grandfather

grandmother

father

mother

sister

grandfather

grandmother

father

mother

sister

grandfather

grandmother

father

mother

sister

Handwriting practice lines for 'grandfather'.

Handwriting practice lines for 'grandmother'.

Handwriting practice lines for 'father'.

Handwriting practice lines for 'mother'.

Handwriting practice lines for 'sister'.



brother

Who is he?

This is my father.

She is short.

brother

Who is he?

He is my father.

She is short.

brother

Who is he?

He is my father.

She is short.

Handwriting practice lines for 'brother'.

Handwriting practice lines for 'Who is he?'.

Handwriting practice lines for 'This is my father.'.

Handwriting practice lines for 'She is short.'.



## Language in use

## Possessive adjectives:

صفات الملكية

I → my

ملكي

We use "my" when something belongs to the person who is speaking.  
تستخدم صفة الملكية my عندما يكون الشيء ينتمي إلى الشخص المتكلم.

Example: This is my brother.

You → your

ملكك او ملككم

We use "your" to show that something belongs to the person you are talking to (one or more than one).

تستخدم صفة الملكية "your" للتحدث عن شيء ينتمي إلى الشخص الذي تتحدث معه واحد أو أكثر  
example. This is your toy.  
example. These are your toys.



## Note:

- إذا كان الشيء المملوك جمع تستخدم (These are بدلا من: This is)

example: This is your book.

example :These are your books.



## Possessive ('s )

When something belongs to someone, we add ['s) to their name to show that it is theirs.

عندما يكون الشيء ملكا لشخص ما تضيف ('s) إلى اسمه لتبين أن الشيء له.

name الاسم + 's- = Ahmed's

example: Ahmed has a cat. It is Ahmed's cat.





### 2. Reorder to make sentences::

1- this - **Who** - is?

---

---

2- is - **That** - sister - my.

---

---

3- car - **This** - Ahmed's - is.

---

---

4- rulers - **These** - your - are.

---

---

5- my - is - **She** - grandmother.

---

---

6- brother - **My** - tall - is.

---

---

### 3. Write a sentence under each picture::



---

---



---

---



---

---

### 4. Copy the following sentence:

I love my family.

---

---



## Lessons 2


### Phonics focus -

The long vowel **o** makes the sound /oo/



rose	nose	home
وردة بلدي	انف	منزل - بيت

The long vowel **u** makes the sound /u:/



cube	glue	blue
مكعب	صمغ	أزرق

① .Reorder the letters to form a word:




ulbe	osne	becu	emoh	lueg	sore
_____	_____	_____	_____	_____	_____





Trace & Write



rose

nose

cube

glue

blue

rose

nose

cube

glue

blue

rose

nose

cube

glue

blue

Handwriting practice lines for the word 'rose'.

Handwriting practice lines for the word 'nose'.

Handwriting practice lines for the word 'cube'.


Handwriting practice lines for the word 'glue'.

Handwriting practice lines for the word 'blue'.



Exercise on lesson 1:

1. Listen and write the word:

				
_____	_____	_____	_____	_____

2. Copy the following sentence:

I smell with my nose.

Handwriting practice lines for copying the sentence.



## Lessons 3 & 4

### My Life At Home



### New Vocabulary



wake up

يستيقظ



eat

ياكل



play

يلعب



sleep

ينام



brush

يغسل بالفرشاة



read

يقرأ



wash

يغسل



walk

يمشي



breakfast

افطار



teeth

اسنان



night

ليلة



school

مدرسة

#### 4. Listen, read and answer the questions:

My name is Sarah. I wake up at seven. Then I eat my breakfast in the morning. At night, I brush my teeth and read a book.

اسمي سارة. أستيقظ الساعة السابعة. ثم أتناول فطوري صباحاً. وفي المساء، أفرش أسناني وأقرأ كتاباً.



1-What does she do in the morning?

She eats breakfast

2-What does she do at night?

She brushes her teeth and reads a book



## Language in use

Present simple tense:

زمن المضارع البسيط:

## Statement

## تكوين الجملة

He / She / It / sing. → Verb + s/es

نضيف s/es مع ال he/she/it

She **wakes** up at seven.

هي تستيقظ في السابعة.

She **brushes** his teeth.

هي تغسل اسنانها بالفرشاة.

I / We / You / They / plu. → Inf.

مع I/We/You / They المصدر

I **wake** up at seven.

أنأستيقظ في السابعة.

We **brush** our teeth.

نحن نغسل اسناننا بالفرشاة.

## Questions

## تكوين الأسئلة

What does he/she/it/ sing. + do.....?

What **does** she do in the morning?

ماذا هي تفعل في الصباح؟

She **brushes** his teeth.

هي تغسل اسنانها بالفرشاة.

What do I/we/you/they/ plural. + do.....?

What **do** you do in the morning?

ماذا تفعل في الصباح؟

I **read** a book.

أقرأ كتاباً.





Trace & Write



wake up

eat

play

sleep

brush

wake up

eat

play

sleep

brush

wake up

eat

play

sleep

brush

Handwriting practice lines for 'wake up'.

Handwriting practice lines for 'eat'.

Handwriting practice lines for 'play'.

Handwriting practice lines for 'sleep'.

Handwriting practice lines for 'brush'.



wash

walk

breakfast

teeth

night

wash

walk

breakfast

teeth

night

wash

walk

breakfast

teeth

night

Handwriting practice lines for 'wash'.

Handwriting practice lines for 'walk'.

Handwriting practice lines for 'breakfast'.

Handwriting practice lines for 'teeth'.

Handwriting practice lines for 'night'.







Exercise on lesson 3 & 4:

1. Choose the correct answer from a, b or c:

1- He \_\_\_\_\_ his teeth in the morning.

- (A) - brush                      (B) - brushes                      (C) - reads

2- I \_\_\_\_\_ a book at night.

- (A) - read                      (B) - reads                      (C) - brush

3- What \_\_\_\_\_ you do at night?

- (A) - does                      (B) - is                      (C) - do

4- Anas \_\_\_\_\_ breakfast in the morning.

- (A) - reads                      (B) - eats                      (C) - brushes

5- \_\_\_\_\_ wakes up at seven.

- (A) - I                      (B) - He                      (C) - We

6- \_\_\_\_\_ do you do in the morning?

- (A) - who                      (B) - how                      (C) - what

7- I wake up \_\_\_\_\_ the morning.

- (A) - in                      (B) - at                      (C) - in

8- What \_\_\_\_\_ she do at night?

- (A) - does                      (B) - is                      (C) - do

9- I brush \_\_\_\_\_ teeth .

- (A) - my                      (B) - your                      (C) - I

10- I read a book \_\_\_\_\_ night.

- (A) - in                      (B) - at                      (C) - in



2. Reorder to make sentences::

1-do - night - **What** - at -she - does?

\_\_\_\_\_

2-eat - the morning - **I** - in - breakfast .

\_\_\_\_\_

3-school - **I** - after - play.

\_\_\_\_\_

4-reads - **He** - book - a.

\_\_\_\_\_


5-brush - teeth - **You** - your.

\_\_\_\_\_

6-do - at - **What** - night - do - you?

\_\_\_\_\_

3. Write a sentence under each picture::



\_\_\_\_\_



\_\_\_\_\_



\_\_\_\_\_

4. Copy the following sentence:

I eat my breakfast in the morning.

\_\_\_\_\_

\_\_\_\_\_





4-he - Who - is?

4. Write a sentence under each picture::



5. Read and complete the sentences with the words from the box:

sister – brother – night



SUPERIOR  
Abdelbary  
145495338



I read at \_\_\_\_\_.

He is my \_\_\_\_\_.

6. Copy the following sentence:

This is my nose.

\_\_\_\_\_



**My Home**  
**Lessons 1 & 2**  
**Household Items**



**New Vocabulary**



table

منضدة



chair

كرسي



bed

سرير



door

باب



Window

شباك



lamp

مصباح



cup

فنجان



plate

طبق



pencil

قلم رصاص



ball

كرة



sofa

كنبة



bird

طائر

01145495338



dining room

حجرة الطعام



bedroom

حجرة النوم



bathroom

حمام



Living room

حجرة معيشة



Kitchen

مطبخ



hall

صالة



garden

حديقة



flower

وردة



tree

شجرة



desk

مكتب





### Trace & Write



table

chair

bed

door

Window

table

chair

bed

door

Window

table

chair

bed

door

Window

Handwriting practice lines for the word 'table'.

Handwriting practice lines for the word 'chair'.

Handwriting practice lines for the word 'bed'.

Handwriting practice lines for the word 'door'.

Handwriting practice lines for the word 'Window'.



lamp

dining room

bedroom

bathroom

Living room

lamp

dining room

bedroom

bathroom

Living room

lamp

dining room

bedroom

bathroom

Living room

Handwriting practice lines for the word 'lamp'.

Handwriting practice lines for the word 'dining room'.

Handwriting practice lines for the word 'bedroom'.

Handwriting practice lines for the word 'bathroom'.

Handwriting practice lines for the word 'Living room'.



## Language in use

## Prepositions of place

١. حروف الجر الخاصة بالمكان

We use prepositions of place to say where something is.

-نستخدم حروف الجر الخاصة بالمكان لتذكر مكان شيء ما.

In في

on على




The cat is in the box.

The cat is on the box.

Under تحت

next to بجانب



The cat is under the box.

The cat is next to the box.

ex. The bed is **in** the bedroom.The lamp is **on** the table.The ball is **under** the table.The cup is **next to** the plate.

## To ask about places

## للسؤال عن الأماكن

Where + is + singular.....?

للسؤال عن المفرد

Where is the table?

أين المنضدة؟

The table is in the dining room

المنضدة في حجرة الطعام

Where + are + plural.....?

للسؤال عن الجمع

Where are the flowers?

أين الزهور؟

The flowers are in the garden.

الزهور في الحديقة.

## Describing the locations of things

## لوصف أماكن الأشياء

There is a singular.....

يوجد للمفرد.

There is a bed in my bedroom.

يوجد سرير في حجرة نومي.

There are + plural.....

يوجد للجمع.

There are flowers in my garden.

يوجد زهور في حديقتي.

## Asking about things:

## للسؤال عن الأشياء في الغرفة

What is in the room?

ماذا يوجد في الحجرة؟

There is a bed in my bedroom.

يوجد سرير في حجرة نومي.

A. Read and choose the correct answer:

1. [Where - How) is my book? - On the table.
2. Where (is - are )the chairs?
3. The bed is (under - in) the bedroom.
4. The ball is next [too-to] the chair.
5. The lamp is (on - to] the table.





Write the Expressions:



Where is the table?



Where are the flowers?



What is in the room?

Where is the table?

Where are the flowers?

What is in the room?

Where is the table?

Where are the flowers?

What is in the room?

Handwriting practice lines for the first question.

Handwriting practice lines for the second question.

Handwriting practice lines for the third question.



There are flowers in my garden.



There is a bed in my bedroom.

There are flowers in my garden.

There is a bed in my bedroom.

There are flowers in my garden

There is a bed in my bedroom

Handwriting practice lines for the fourth question.

Handwriting practice lines for the fifth question.





3 .Reorder to make sentences::

1-the - **Where** - chair -is?

---

---

2-the - **What** - room - in - is ?

---

---

3-garden - in - **The tree** - the - is.

---

---

4-under - **The cat** - the table - is .

---

---

5-next - **The desk** - to - is -the bed.

---

---

6-the- in - **There** - a table - dining room - is.

---

---

4 .Write a sentence under each picture::




---

---




---

---




---

---

4 .Copy the following sentence:

There are flowers in my garden.

---

---



## Lessons 3

### My Favorite Room

#### Phonics focus

The consonant **th** makes the sound / ð /



brother

father

mother

this

that

أخ

أب

أم

هذا/هذه للقريب

ذلك / تلك للبعيد

### Language Functions

Talking about your favorite room.

التحدث عن الحجرة المفضلة لديك.

My favorite room is..... اسم الحجرة المفضلة

My favorite room is the bedroom.

الحجرة المفضلة لدى هي غرفة النوم.

A. Read and put T (true) or F (false):

My favorite room is **the bedroom**. There is a **bed**. There is a **lamp** on **table**. There are **two chairs** next to the **desk**.

1-My favorite room is the dining room. ( )

2-There is a bed in the bedroom. ( )

3-There are two chairs. ( )

4-There is a lamp next to the table. ( )



## Lessons 4

### Actions At Home



### New Vocabulary



help

يساعد



cook

يطبخ



clean

ينظف



eat

يأكل



sleep

ينام



watch

يشاهد



read

يقراً



wash

يغسل



sit

يجلس



snack

وجبة خفيفة



dishes

اطباق



TV

تلفاز

## Language In Use

كلمات الأفعال في المضارع: Action words in Present:

### Statement

### تكوين الجملة

He / She / It / sing. → Verb + s/es

نضيف s/es مع ال he/she/it

My mother **cooks** dinner.

أمي تطبخ الغداء

I / We / You / They / plu. → Inf.

مع I/We/You / They المصدر

I **watch** TV at night.

أنا أشاهد التلفاز في المساء.



## Questions

## تكوين الأسئلة

Who + Action word.....?

من يفعل.....؟

Who **washes** the dishes?

من يغسل الأطباق؟

Who **helps** you at home?

من يساعدك بالمنزل؟

What do you do at home?

ماذا تفعل في المنزل؟

I **help** my mother cook dinner.

انا اساعد امي في طبخ الغداء.

I **wash** the dishes after dinner.

انا أغسل الأطباق بعد الغداء.

A. Choose the correct answer between the brackets:

1. I [**sit** - **wash**] on the green chair.
2. He (**helps** - **reads**) a book.
3. Ali (**sleeps** - **eats**) apples and grapes.
4. Nader (**sleeps** - **cleans**) on a big bed.
5. My mom [**watches** - **cooks**] in the kitchen.
6. I (**eat** - **wash**) my hands.
7. My father [**watch** - **watches**] TV.
8. The (**fish** - **sheep**) live in the sea.
9. There are (**ships** - **dishes**) on the table.
10. I see a big (**sheep** - **ship**) on the sea.





Trace & Write



help

cook

clean

eat

sleep

help

cook

clean

eat

sleep

help

cook

clean

eat

sleep

Handwriting practice lines for the word 'help'.

Handwriting practice lines for the word 'cook'.

Handwriting practice lines for the word 'clean'.

Handwriting practice lines for the word 'eat'.

Handwriting practice lines for the word 'sleep'.



snack

dishes

watch

TV

wash

snack

dishes

watch

TV

wash

snack

dishes

watch

TV

wash

Handwriting practice lines for the word 'snack'.

Handwriting practice lines for the word 'dishes'.

Handwriting practice lines for the word 'watch'.

Handwriting practice lines for the word 'TV'.

Handwriting practice lines for the word 'wash'.



Phonics focus (Digraph "sh")

The consonant **sh** makes the sound /ʃ/



sheep	ship	shop	fish	brush
خروف	سفينة	دكان	سمكة	فرشاة



Trace & Write



sheep	ship	shop	fish	brush
sheep	ship	shop	fish	brush
<u>sheep</u>	<u>ship</u>	<u>shop</u>	<u>fish</u>	<u>brush</u>

Handwriting practice lines for the word 'sheep'.

Handwriting practice lines for the word 'ship'.

Handwriting practice lines for the word 'shop'.

Handwriting practice lines for the word 'fish'.

Handwriting practice lines for the word 'brush'.





**Exercise on lesson 4:**

① .Listen and write the word:

_____	_____	_____	_____	_____

② .Read and match:

1-watch

2-fish

3- ship



③ .Reorder the letters to form a word:



shbru

eancl

shaw

idshes

tae

eepls

④ .Copy the following sentence:

I help my mother cook dinner.

\_\_\_\_\_





Test on Unit 5

1. Listen and write the word:

_____	_____	_____	_____

2. Choose the correct answer from a, b or c:

1- Who \_\_\_\_\_ the dishes?

A- washes

B- watches

C- brushes

2- I \_\_\_\_\_ a book at night.

A- read

B- reads

C- reading

3- They \_\_\_\_\_ TV in the morning.

A- watch

B- watches

C- watching

4- \_\_\_\_\_ helps your mother cook?

- My sister.

A- What

B- How

C- Who

3. Put the words in the correct order:

1- a book - the table - **There** - on - is.

\_\_\_\_\_

2- you - **What** - at - do - home - do?

\_\_\_\_\_

3- room - is - **My** - the bedroom - favorite .

\_\_\_\_\_



4- the - Who - dishes - washes?

4. Write a sentence under each picture::



5. Read and complete the sentences with the words from the box:

on - in - under



The cat is \_\_\_\_\_ the box.

The flowers are \_\_\_\_\_ the garden

6. Copy the following sentence:

I eat a snack at night.

\_\_\_\_\_



# Rooms At Home

## Lessons 1 & 2

### My Home

# UNIT 6



### New Vocabulary



dining room

حجرة الطعام



bedroom

حجرة النوم



bathroom

حمام



Living room

حجرة معيشة



Kitchen

مطبخ



hall

صالة



garden

حديقة



balcony

بلكونة



fridge

ثلاجة



shower

دش



food

طعام

### 1. Read and match:

1-Kitchen

2-bathroom

3- fridge

4-bacony

5-shower



## Language In Use

Where.....?

أين.....؟

Use "Where" to ask about different rooms

للسؤال عن الغرف المختلفة

Where do you eat?

أين تتناول الطعام؟

I eat in the kitchen.

أنا أتناول الطعام في المطبخ.

Where do you sleep?

أين تنام؟

I sleep in my bedroom.

أنام في حجرة نومي.

Where do you watch TV?

أين تشاهد التلفاز؟

I watch TV in my the living room.

أشاهد التلفاز في حجرة المعيشة.

Where do you brush your teeth?

أين تغسل اسنانك؟

I brush my teeth in the bathroom.

أغسل اسناني في الحمام.

2. Choose the correct answer from a, b or c:

1- In the \_\_\_\_\_ there is a fridge. I wash the dishes there.

(A) - bathroom

(B) - garden

(C) - kitchen

2- I sleep in my \_\_\_\_\_ at night.

(A) - living room

(B) - bedroom

(C) - dining room

3- I watch TV in the \_\_\_\_\_.

(A) - living room

(B) - bedroom

(C) - dining room

4- I brush my teeth in the \_\_\_\_\_.

(A) - bathroom

(B) - garden

(C) - kitchen





Trace & Write



dining room

bedroom

bathroom

Living room

Kitchen

dining room

bedroom

bathroom

Living room

Kitchen

dining room

bedroom

bathroom

Living room

Kitchen

Handwriting practice lines for 'dining room'.

Handwriting practice lines for 'bedroom'.

Handwriting practice lines for 'bathroom'.

Handwriting practice lines for 'Living room'.

Handwriting practice lines for 'Kitchen'.



hall

garden

balcony

fridge

shower

hall

garden

balcony

fridge

shower

hall

garden

balcony

fridge

shower

Handwriting practice lines for 'hall'.

Handwriting practice lines for 'garden'.

Handwriting practice lines for 'balcony'.

Handwriting practice lines for 'fridge'.



Handwriting practice lines for 'shower'.





Exercise on lesson 1 & 2

① .Listen and write the word:

				
_____	_____	_____	_____	_____

② .Choose the correct answer between the brackets:

1. We see a lot of trees in the [**garden** - bathroom].
2. I wash my hands in the (**bedroom** - bathroom).
3. We have lunch in the (**bathroom**- dining room).
4. [**What** - **Where**] do you eat? - In the kitchen.
5. I (**eat**- **sleep**) in the kitchen.
6. She watches TV in the (**bathroom** - **living room**).
7. There is a shower in the (**bathroom** - **dining room**).
8. There is a (**fridge** - **garden**) in the kitchen.
9. We cook food in the (**living room** - **kitchen**).

③ .Reorder to make sentences::

1-watch - you - Where - TV - do?

\_\_\_\_\_

2-to - is - The table - the widow - next .

\_\_\_\_\_



3-garden - flowers - **There** - in - are - the.

---



---

4-TV - in - **I** - the living room - watch .

---



---

4 .Reorder the letters to form a word:



allh

dengar

cobalny

efgdir

ershewa

fodo

---



---



---



---



---



---



---



---



---



---



---



---

5 .Write a sentence under each picture::




---



---



---



---



---



---

6 .Copy the following sentence:

We cook food in the kitchen.

---



---




### Lessons 3

Where things are in the house!

Phonics focus (Digraph "ch")

The consonant **ch** makes the sound /tʃ/



cheese

جبنة



beach

شاطئ



chin

ذقن



chicken

فراخ



lunch

غداء

### Language in use

There is / are .....

For singular :

للمفرد:

There is + an + singular noun

اسم مفرد

There is a kitchen in my house.

يوجد مطبخ في منزلي

For plural:

للجمع:

There are + (number) + plural

اسم جمع

There are three bedrooms.

يوجد ثلاث غرف نوم

### To ask about places

Where is + singular.....?

للسؤال عن مكان شيء.

Where is the bed?

اين السرير؟


The bed is next to the window.

السرير بجوار الشباك.





Trace & Write



cheese

beach

chin

chicken

lunch

cheese

beach

chin

chicken

lunch

cheese

beach

chin

chicken

lunch

Handwriting practice lines for the word 'cheese'.

Handwriting practice lines for the word 'beach'.

Handwriting practice lines for the word 'chin'.

Handwriting practice lines for the word 'chicken'.

Handwriting practice lines for the word 'lunch'.



Exercise on lesson 3:

1. Listen and write the word:

<u>          </u>	<u>          </u>	<u>          </u>	<u>          </u>	<u>          </u>

2. Choose the correct answer from a, b or c:

1- There are many flowers            the garden.

A - in

B - on

C - next





## Lesson 4

I can read and write about my home!



### New Vocabulary



wash

table

face

big

eat

cup

يغسل

منضدة

وجه

ضخم

يأكل

فنجان

### Read and learn.

I wash my face in the bathroom.

أنا أغسل وجهي في المراحيض.



There is a table in the living room.

يوجد منضدة في حجرة المعيشة.



There are cups in the kitchen.

يوجد أكواب في المطبخ.



We eat in the dining room.

نحن نأكل في حجرة الطعام.





Trace & Write



Big



Small



wash	table	face	big	eat
wash	table	friend	chair	desk
<u>wash</u>	<u>table</u>	<u>friend</u>	<u>chair</u>	<u>desk</u>
_____	_____	_____	_____	_____
_____	_____	_____	_____	_____
_____	_____	_____	_____	_____
_____	_____	_____	_____	_____
_____	_____	_____	_____	_____
_____	_____	_____	_____	_____



I wash my face in the bathroom.

I wash my face in the bathroom.

I wash my face in the bathroom.

Handwriting practice lines for the sentence 'I wash my face in the bathroom.'



There are cups in the kitchen.

There are cups in the kitchen.

There are cups in the kitchen.

Handwriting practice lines for the sentence 'There are cups in the kitchen.'





Exercise on lesson 4:

1. Listen and write the word:

_____	_____	_____	_____	_____

2. Choose the correct answer from a, b or c:

1- I wash my face in the \_\_\_\_\_

- (A) - dining room                      (B) - bathroom                      (C) - living room

2- We eat in the \_\_\_\_\_

- (A) - dining room                      (B) - bathroom                      (C) - living room

2- There \_\_\_\_\_ a table in the living room

- (A) - are                                      (B) - is                                      (C) - were

3. Reorder to make sentences::

1-cups - the kitchen - **There** - in - are.

\_\_\_\_\_

2-dining - **I** - the - eat - room -in.

\_\_\_\_\_

4. Copy the following sentence:

There is a fridge in the kitchen.





\_\_\_\_\_





Test on Unit 1

① .Listen and write the word:

			
_____	_____	_____	_____

② .Choose the correct answer between brackets.:

- I (watch - brush) my teeth.
- I see a pencil [next - on] the table.
- I sit on the (chair - table).
- We [cook - watch] in the kitchen.
- There (is - are) a bed in the bedroom.
- There (is - are) chairs in the kitchen.

③ .Put the words in the correct order:

1- has - TV - The living - a room.

\_\_\_\_\_

2- is - table - Where the?

\_\_\_\_\_

3- is- house - your - What - in?

\_\_\_\_\_

4- sleep - at night - my bedroom - I - in..

\_\_\_\_\_



4. Write a sentence under each picture:



5. Read and complete the sentences with the words from the box:

play – shower – eat



We \_\_\_\_\_ in the dining room. I have a \_\_\_\_\_ In the bathroom.

6. Copy the following sentence:

I love English.

\_\_\_\_\_





**General Review**

① .Choose the correct answer from a, b or c:

1. I wash my face in the \_\_\_\_\_

- A- bedroom                       B- bathroom                       C- garden

2. I \_\_\_\_\_ the dishes.

- A- wash                               B- sleep                               C- read

3. The cup is \_\_\_\_\_ to the plate.

- A- on                                       B- next                                       C- in

4. This is \_\_\_\_\_ bag.

- A- you                                       B- I                                       C- my

5. I \_\_\_\_\_ up at seven in the morning.

- A- wake                                       B- play                                       C- wash

6. Where \_\_\_\_\_ the plate ?

- A- are                                       B- is                                       C- am

1. This is \_\_\_\_\_ eraser.

- A- a                                       B- an                                       C- to

2. I have three \_\_\_\_\_

- A- pen                                       B- a pen                                       C- pens

3. I \_\_\_\_\_ with my friends.

- A- play                                       B- open                                       C- close

4. What is \_\_\_\_\_ ?                      - This is a bag.

- A- the                                       B- these                                       C- this

5. My \_\_\_\_\_ teaches me English.

- A- teacher                                       B- chair                                       C- desk

6. I say \_\_\_\_\_ at the end of the day.

- A- goodbye                                       B- good morning                                       C- hello



② .Reorder to make sentences::

1. car- **It's** - Yoma's.

---

---

---

2. tall-**My**-is- grandfather.

---

---

---

3. do - you - **What** - the morning - in - do?

---

---

---

4. is - **Where** - window - the?

---

---

---

5. cook - in - **We** - the - kitchen.

---

---

---

6. is - **Who** - he?

---

---

---

7. is - eraser **This** - an.

---

---

---

8. desks - there - **How** - are - many?

---

---

---

9. draw - picture - **I** - a.

---

---

---

10. color this - **What** - is?

---

---

---

11. read - book - **I**-a.

---

---

---

12. is - student - **My brother** - a.

---

---

---

